



## Inflation Rate for the Bottom 30% Income Households

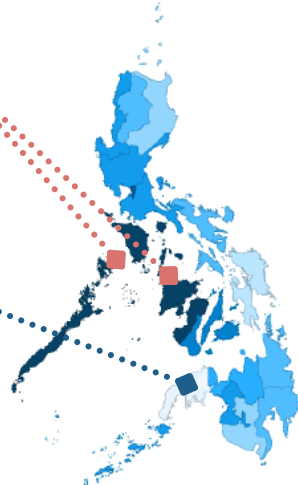
	JULY 2022	JUNE 2023	JULY 2023
<b>Philippines</b>	<b>7.2</b>	<b>6.1</b>	<b>5.2</b> ↓
<b>National Capital Region (NCR)</b>	<b>5.3</b>	<b>6.6</b>	<b>6.6</b> =
<b>Areas Outside NCR (AONCR)</b>	<b>7.2</b>	<b>6.0</b>	<b>5.1</b> ↓

Note: ↓ Decreased relative to June 2023 Inflation = Same as June 2023 Inflation

### Inflation Rates for Areas Outside NCR


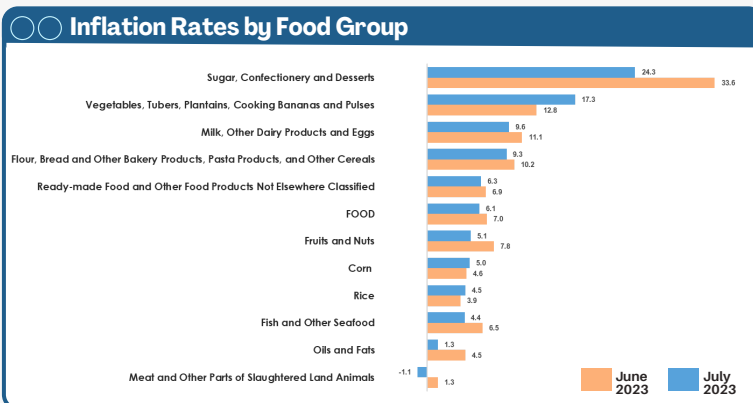
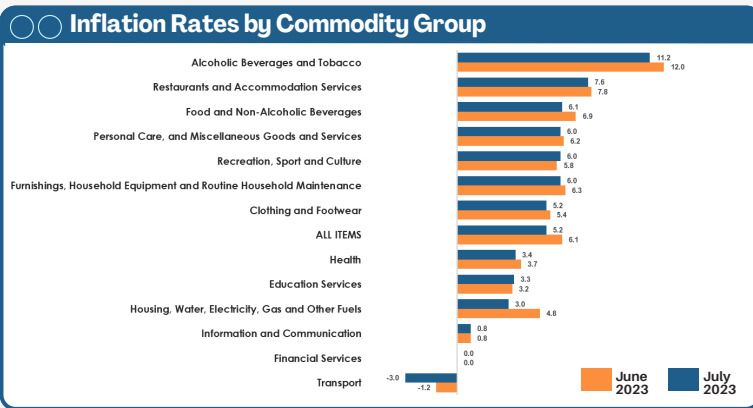
**Highest Inflation Rate in AONCR**  
MIMAROPA Region and Region VI (Western Visayas)  
**6.9**

**Lowest Inflation Rate in AONCR**  
Region IX (Zamboanga Peninsula)  
**3.2**



### Main Sources of Deceleration: Philippines

	Inflation for July 2023	% Share to the Downtrend
1. Food and Non-Alcoholic Beverages	<b>6.1</b>	<b>49.3</b>
2. Housing, Water, Electricity, Gas and Other Fuels	<b>3.0</b>	<b>31.3</b>
3. Transport	<b>-3.0</b>	<b>12.4</b>



The July 2023 inflation rate for transport is the 2nd consecutive month of negative inflation due to annual decline in the prices of diesel and gasoline. This comes after four consecutive months of deceleration.

