





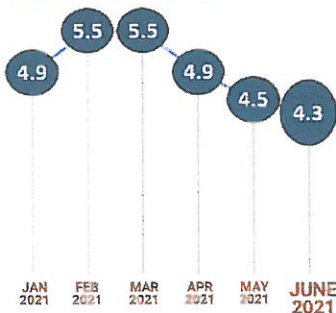
# PHILIPPINE INFLATION RATE FOR THE BOTTOM 30% INCOME HOUSEHOLDS JUNE 2021 (2012=100)



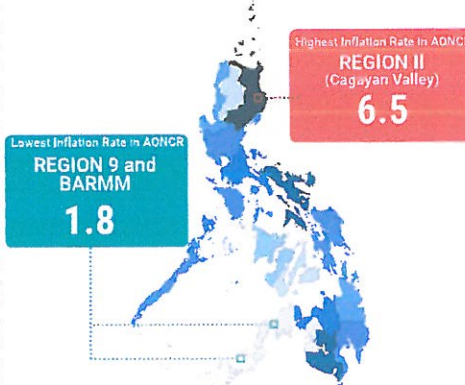
## Inflation Rate for the Bottom 30% Income Households



### Monthly Inflation Rates



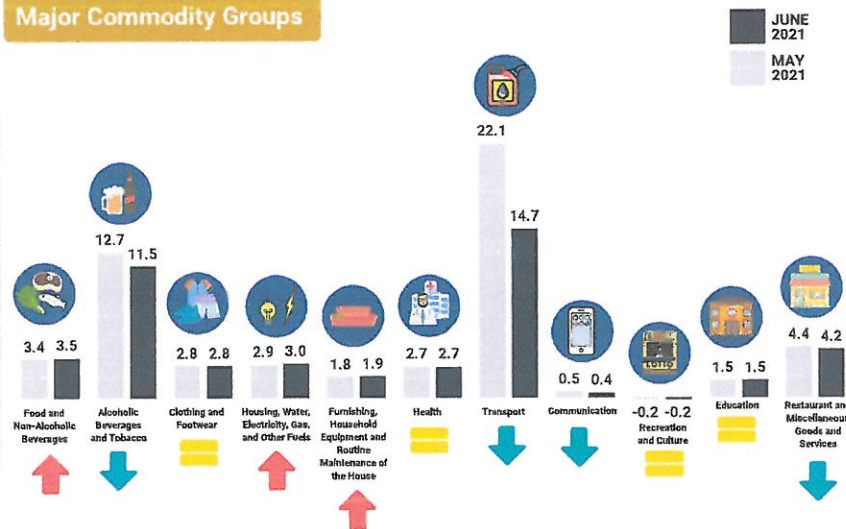
### Inflation Rates for Areas Outside NCR




**AVERAGE INFLATION\* 4.9**

\*The year-on-year change of average CPI from January to June 2021

### Major Commodity Groups



### Food Inflation 3.6



*ok*  
**ROSALINDA P. BAUTISTA**  
Assistant Secretary

Note: ↑ Increased relative to May 2021 Inflation    ↓ decreased relative to May 2021 Inflation    = same as May 2021 Inflation