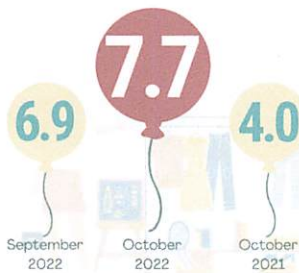




Inflation Rate for All Income Households



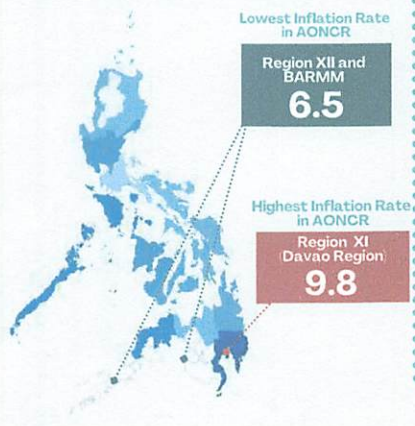
National Capital Region (NCR)



Areas Outside the National Capital Region (AONCR)



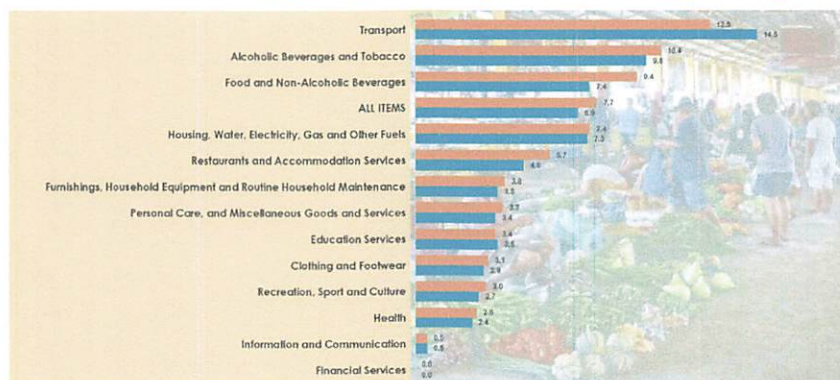
Inflation Rates for Areas Outside NCR



Main Sources of Acceleration: Philippines

- Food and Non-Alcoholic Beverages**
 Inflation for October 2022: **9.4**
 % Share to the Uptrend: **80.9**
- Restaurants and Accommodation Services**
 Inflation for October 2022: **5.7**
 % Share to the Uptrend: **11.3**
- Housing, Water, Electricity, Gas and Other Fuels**
 Inflation for October 2022: **7.4**
 % Share to the Uptrend: **2.3**

Major Commodity Groups



Food Groups



Despite recording a 34.4% inflation, Sugar, confectionery and desserts food group accounts for only 1.05% to the overall expenditure weight and is the third main source of acceleration of food inflation in the Philippines during the month after Vegetables, tubers, cooking bananas, etc., and Meat and other parts of slaughtered land animals.



Handwritten signature

Note: ↑ increased relative to Sept 2022 inflation

CPIs and Inflation Rates by Province and Selected Cities are posted at <https://openstat.psa.gov.ph> Database Prices-Price-Indices



<http://www.psa.gov.ph>



/PSAgovph



@PSAgovph

