



Headline Inflation Rate

4.8

SEPTEMBER 2021



National Capital Region (NCR)

3.5 SEPTEMBER 2021 **3.7** AUGUST 2021



4.9

AUGUST 2021

2.3

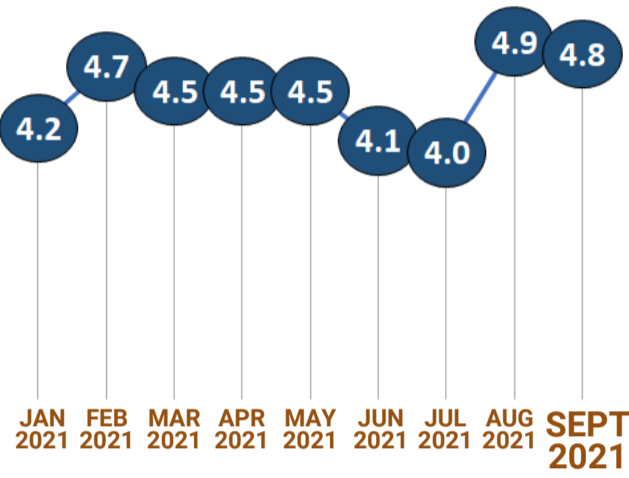
SEPTEMBER 2020

Areas Outside National Capital Region (AONCR)

5.2 SEPTEMBER 2021 **5.2** AUGUST 2021



Monthly Inflation Rates



AVERAGE INFLATION*

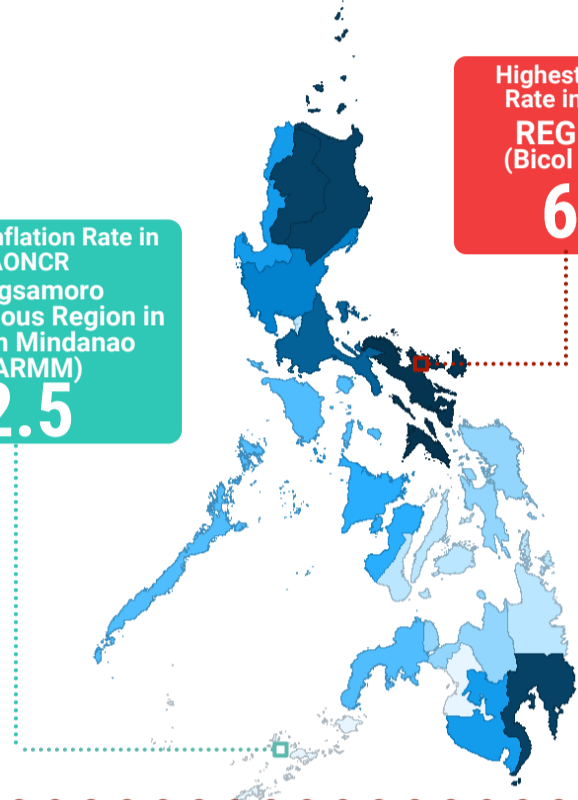
4.5

*Year-on-year change of average CPI for January to September, 2021 vs. 2020

Inflation Rates for Areas Outside NCR

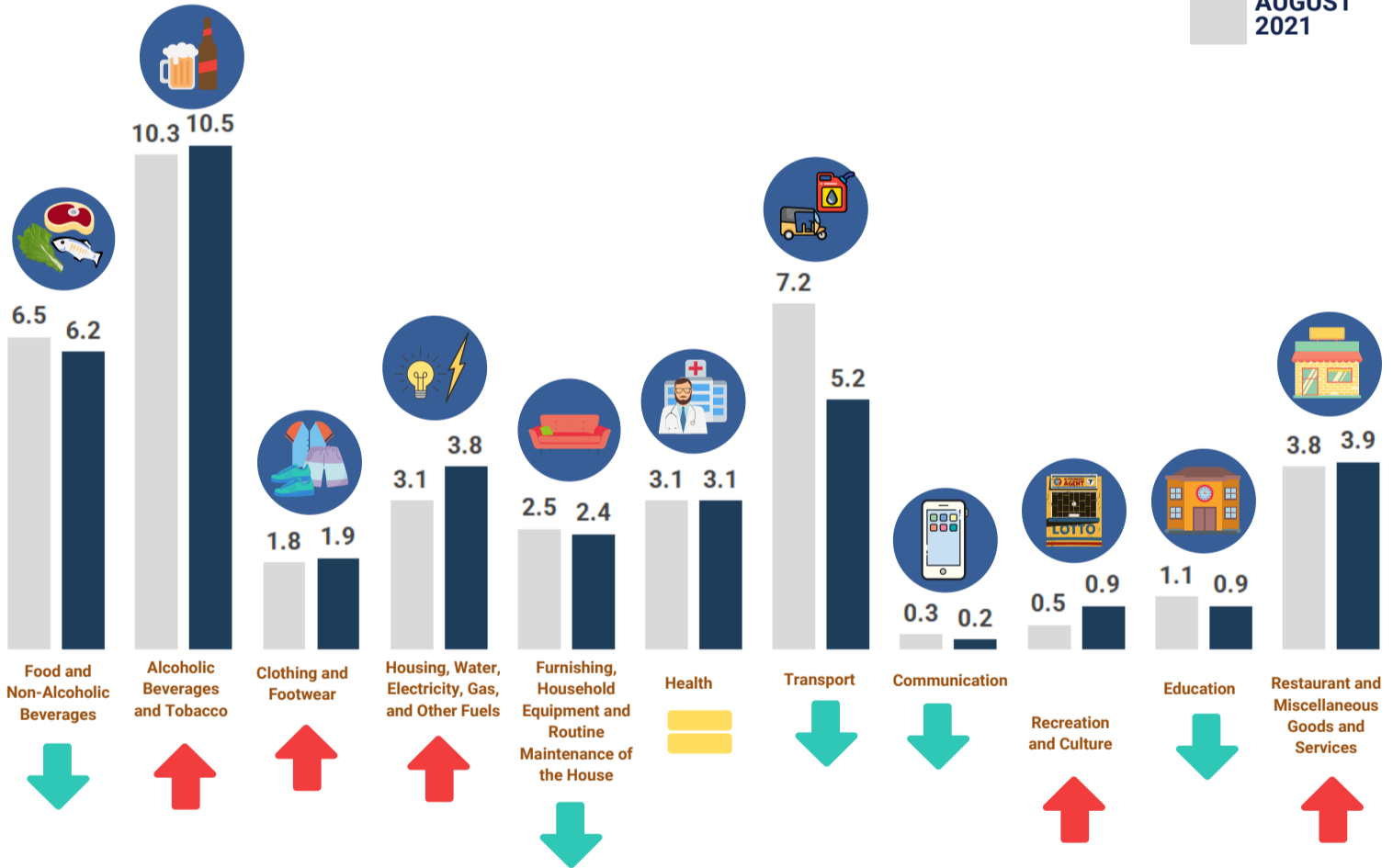
Lowest Inflation Rate in AONCR
Bangsamoro Autonomous Region in Muslim Mindanao (BARMM)
2.5

Highest Inflation Rate in AONCR
REGION V (Bicol Region)
6.9



Major Commodity Groups

SEPTEMBER 2021
AUGUST 2021



Food Inflation 6.5

15.6
Meat



10.2
Fish



-0.4
Fruits



0.0
Rice



10.0
Corn



2.0
Other Cereals, Flour, Cereal Preparation, Bread, Pasta and Other Bakery Products



0.7
Milk, Cheese & Eggs



5.2
Oils and Fats



16.2
Vegetables



1.4
Sugar, Jam, Honey, Chocolate and Confectionery



1.9
Food Products n.e.c.



Note: ↑ increased relative to August 2021 Inflation ↓ decreased relative to August 2021 Inflation = same as August 2021 Inflation

CPIs and Inflation Rates by Province and Selected City are posted at <https://openstat.psa.gov.ph/Database/Prices/Price-Indices>