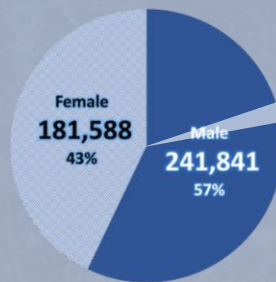


Registered DEATHS

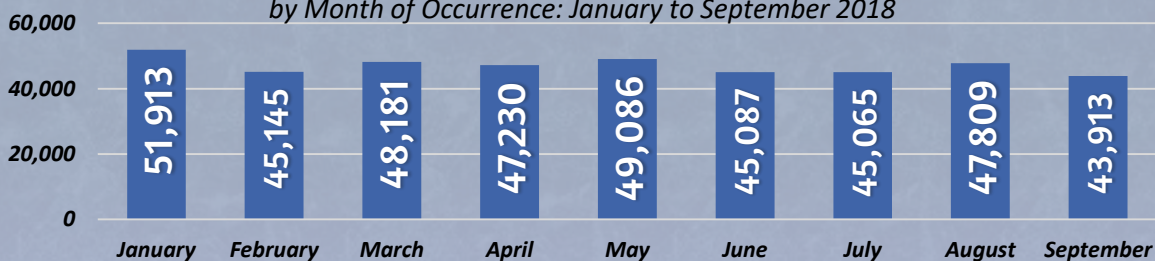


Sex Ratio =
133

**133 males die
 for every 100
 females**

Number of Registered Deaths

by Month of Occurrence: January to September 2018



Deaths by Usual Residence

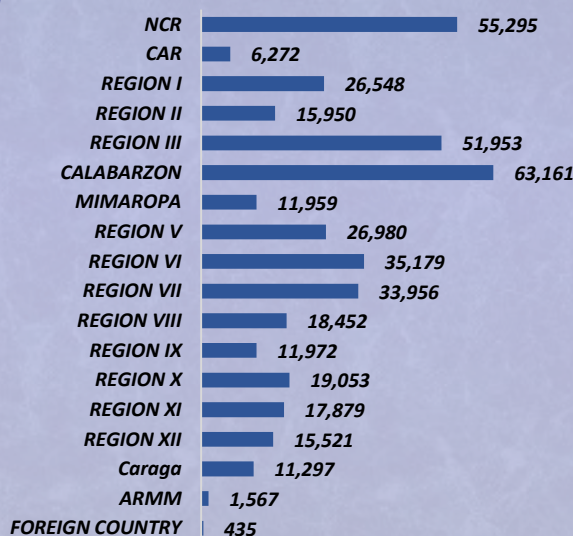
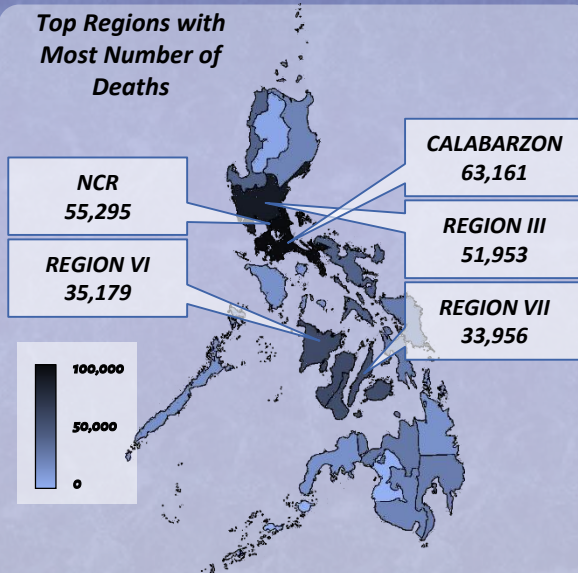
Top 5 Cities with Most Number of Deaths

1. Quezon City	12,211
2. City of Manila	8,992
3. City of Caloocan	6,356
4. City of Davao	4,914
5. City of Cebu	4,574

Top 5 Provinces with Most Number of Deaths

1. Pangasinan	15,619
2. Cavite	15,494
3. Bulacan	15,271
4. Laguna	13,419
5. Cebu	13,250

Top Regions with Most Number of Deaths



Source: Philippine Statistics Authority, Civil Registration Service, Vital Statistics Division

Note: Figures are not adjusted for under-registration. The data presented herein are events that occurred from January to September 2018, registered at LCROs until October 2018 and submitted to PSA-CRS until November 2018.

Quarterly Counts on Vital Events for Third Quarter of 2018 at the provincial and municipal levels are also available at www.psa.gov.ph