



PHILIPPINE INFLATION RATE

FOR THE BOTTOM 30% INCOME HOUSEHOLDS

DECEMBER 2023 (2018=100)



Inflation Rate for the Bottom 30% Income Households

	DECEMBER 2022	NOVEMBER 2023	DECEMBER 2023
Philippines	9.4	4.9	5.0 ↑
National Capital Region (NCR)	8.4	4.9	4.2 ↓
Areas Outside NCR (AONCR)	9.4	4.9	5.0 ↑

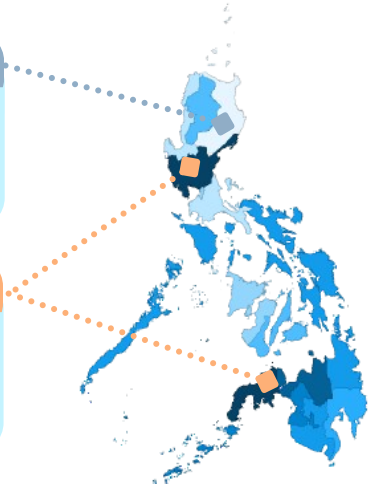
Notes: ↑ Increased relative to November 2023 Inflation ↓ Decreased relative to November 2023 Inflation

Inflation Rates for Areas Outside NCR

Main Sources of Acceleration: Philippines

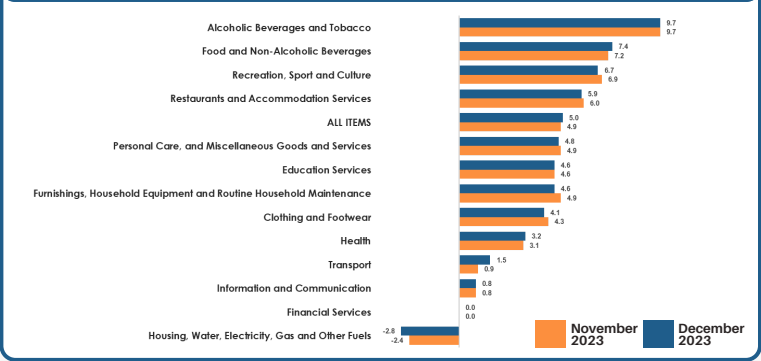
Lowest Inflation Rate in AONCR
Region II (Cagayan Valley)
1.1

Highest Inflation Rate in AONCR
Region III (Central Luzon) and Region IX (Zamboanga Peninsula)
5.9

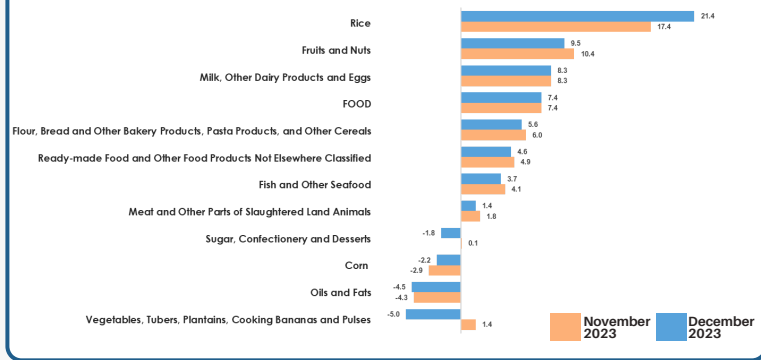


	Inflation for December 2023	% Share to the Uptrend
1	7.4	74.2
2	1.5	24.8
3	3.2	1.0

Inflation Rates by Commodity Group



Inflation Rates by Food Group



Rice inflation for the Bottom 30% Income Households in December 2023 at 21.4 percent was the highest inflation rate for rice since the start of the series in January 2013.