



2021 ANNUAL SURVEY OF PHILIPPINE BUSINESS AND INDUSTRY



BAGONG PILIPINAS

Water Supply; Sewerage, Waste Management and Remediation Activities Section

Final Results

This section includes activities related to the management of various forms of waste, such as solid or non-solid industrial or household waste, as well as contaminated sites. The output of the waste or sewage treatment process can either be disposed of or become an input into other production processes. Activities of water supply are also grouped in this section, since they are often carried out in connection with, or by units also engaged in, the treatment of sewage.




TOTAL NUMBER OF ESTABLISHMENTS

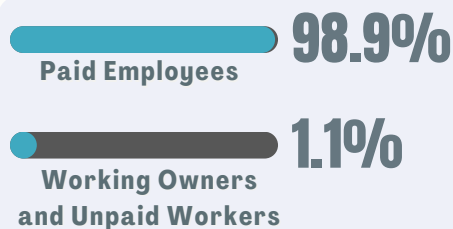
1,142 establishments

in the formal sector of economy were engaged in water supply; sewerage, waste management and remediation activities

TOTAL EMPLOYMENT



40,717
Workers



AVERAGE NUMBER OF WORKERS PER ESTABLISHMENT




36 Workers per Establishment

TOTAL COMPENSATION



PhP **16.57** billion


AVERAGE ANNUAL COMPENSATION



PhP **411,434** per paid employee

TOTAL REVENUE

TOTAL EXPENSE



Php 122.92
billion

Php 102.90
billion



LEADING INDUSTRY GROUPS

TOTAL REVENUE

1 Water Collection, Treatment and Supply



Php 111.91 billion

2 Materials Recovery



Php 3.35 billion

3 Waste Treatment and Disposal



Php 3.20 billion

TOTAL EXPENSE

1 Water Collection, Treatment and Supply



Php 93.93 billion

2 Waste Treatment and Disposal




Php 2.82 billion

3 Materials Recovery



Php 2.51 billion

REVENUE PER EXPENSE RATIO



1.19

For every peso spent, a corresponding revenue of Php **1.19** was generated.