

Construction

Final Results for All Establishments

This section includes the complete construction of building, the complete construction of civil engineering works, and specialized construction activities, if carried out only as a part of the construction process. It includes new work, repair, additions and alterations, the erection of prefabricated buildings or structures on the site, and construction of a temporary nature.



Total Number of Establishments
2,167



Total Employment
304,236

99.9 %
were paid employees

0.1 %
working owners and unpaid workers



Average Employment per Establishment
140

Leading Industry Groups

Establishments



943



Construction of buildings

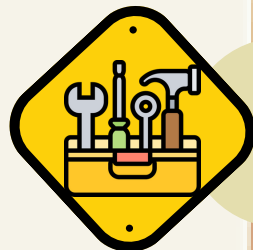


Employment

116,378 workers



394




Electrical, plumbing and other construction installation activities



38,446 workers



360



Construction of roads and railways



78,174 workers


Construction



Total Compensation
PhP **65.58 billion**




Average Annual Compensation
PhP **215.83 thousand**
per paid employee



Total Revenue
PhP **488.94 billion**



Total Expense
PhP **494.77 billion**



Revenue per Expense Ratio
0.99

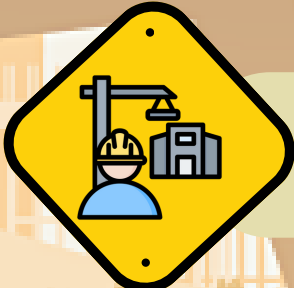
Leading Industry Groups



Construction of roads and railways

Revenue
PhP **185.53 billion**


Expense
PhP **170.62 billion**



Construction of buildings

Revenue
PhP **153.46 billion**

Expense
PhP **168.34 billion**



Electrical, plumbing and other construction installation activities

Revenue
PhP **58.81 billion**

Expense
PhP **55.15 billion**