

PHILIPPINE EXPORT & IMPORT STATISTICS

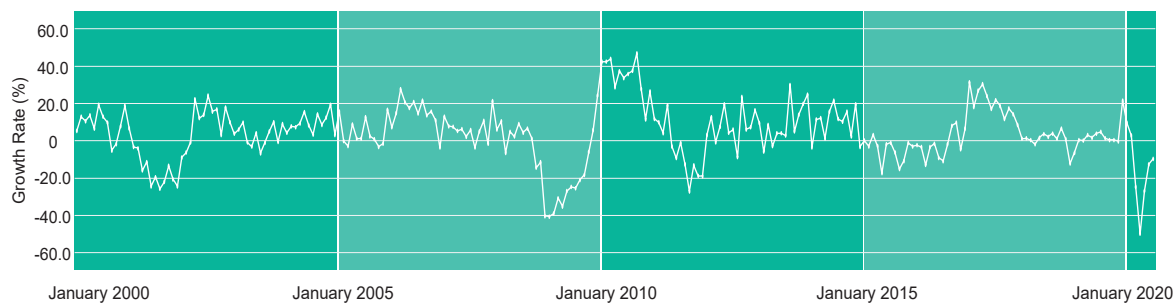
January 2000 - July 2020^P Growth Rates

July 2020^P FOB in USD

EXPORT



Year-on-Year Growth Rate of Export: January 2000 to July 2020^P



January 2000 to July 2020



46.8%
SEP 2010



-49.9%
APR 2020

HIGHEST

LOWEST

July 2020^P



5.65
BILLION




9.6%
DECREASE

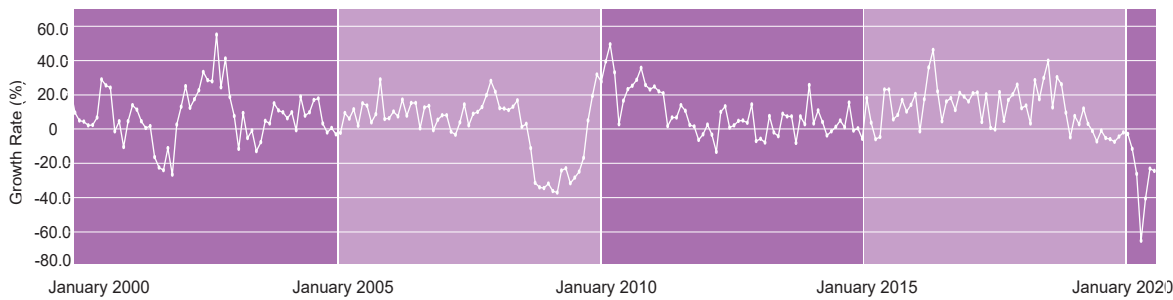
FOB VALUE

Y-o-Y GROWTH

IMPORT



Year-on-Year Growth Rate of Import: January 2000 to July 2020^P



January 2000 to July 2020



55.0%
NOV 2002



-65.3%
APR 2020

HIGHEST

LOWEST

July 2020^P



7.48
BILLION



24.4%
DECREASE

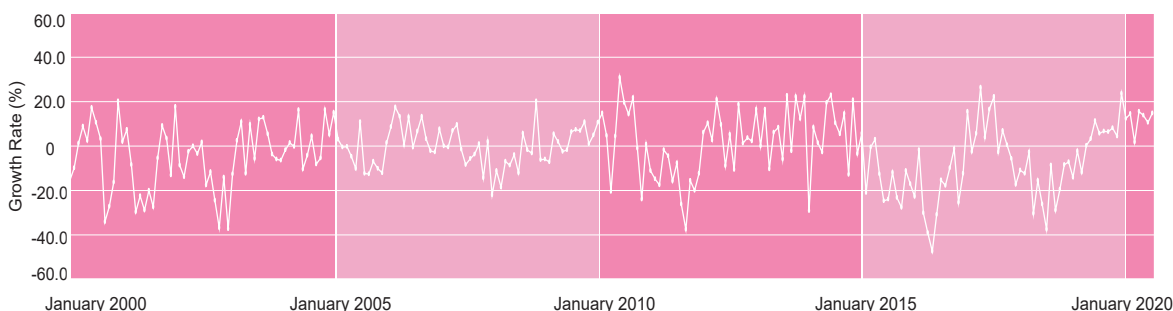
FOB VALUE

Y-o-Y GROWTH

BoT-G



Year-on-Year Growth Rate of Balance of Trade in Goods: January 2000 to July 2020^P



January 2000 to July 2020



30.9%
JUN 2010



-47.6%
MAY 2016

HIGHEST

LOWEST

July 2020^P



1.83
BILLION



49.8%
DECREASE

FOB VALUE

Y-o-Y GROWTH

Note: Values may not add-up to total due to rounding-off. For more information visit us on www.psa.gov.ph