




2020 ANNUAL SURVEY OF PHILIPPINE BUSINESS AND INDUSTRY



Financial and Insurance Activities Preliminary Results for All Establishments

Financial and insurance activities sector includes financial service activities, except insurance and pension funding; insurance, reinsurance and pension funding, except compulsory social security; and activities auxiliary to financial service and insurance activities.

Number of Establishments



36,579

ESTABLISHMENTS

in the formal sector of the economy were engaged in financial and insurance activities

Total Employment

396,380

WORKERS



were recorded for the sector in 2020. **98.8** percent of the total employment were **PAID EMPLOYEES**, while the rest were unpaid workers



11

WORKERS PER ESTABLISHMENT

Total Compensation

PhP 248.14

BILLION

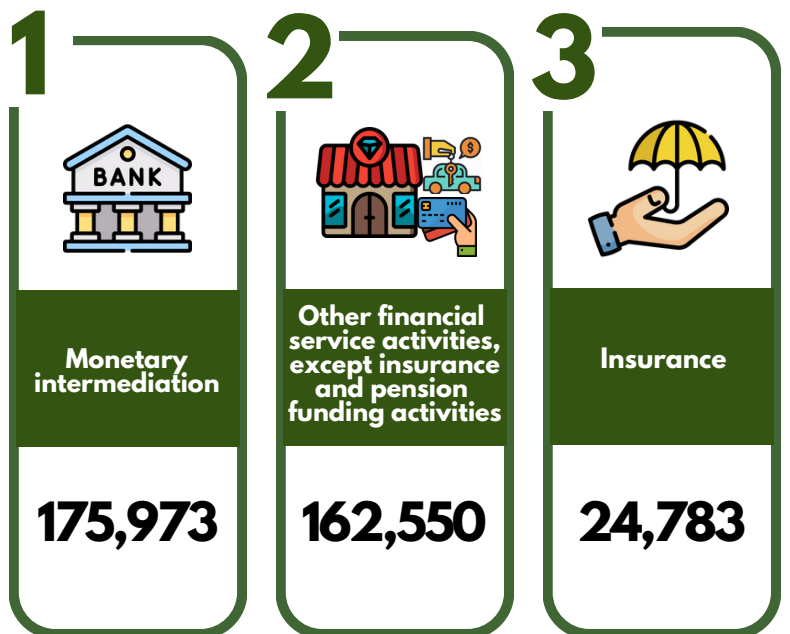



AVERAGE ANNUAL COMPENSATION

PhP 633,608

PER PAID EMPLOYEE

Leading Industries in terms of Employment


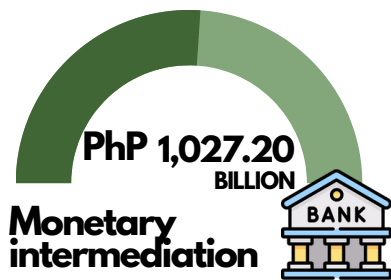




**TOTAL
REVENUE**

PhP 1.97 TRILLION



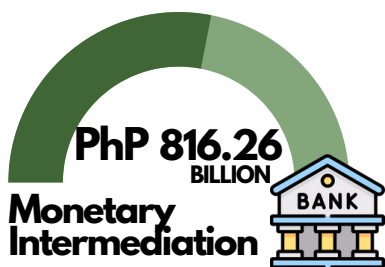
Top Industries in terms of Revenue



**TOTAL
EXPENSE**

PhP 1.46 TRILLION

Top Industries in terms of Expense



**REVENUE PER
PESO EXPENSE**



PhP 1.35

For every peso spent, a corresponding revenue of PhP 1.35 was generated.

SUBSIDIES



PhP 6.04
BILLION

Received by the sector from the government

