



2020 ANNUAL SURVEY OF PHILIPPINE BUSINESS AND INDUSTRY

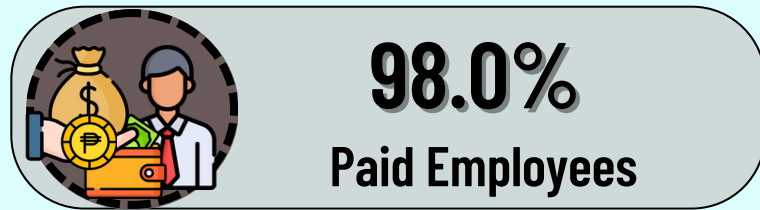
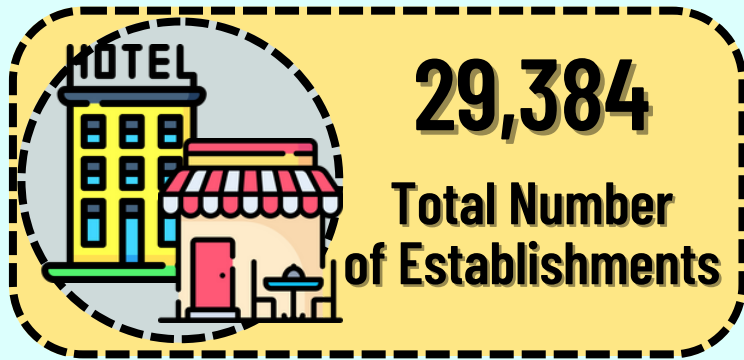


Accommodation and Food Service Activities Sector

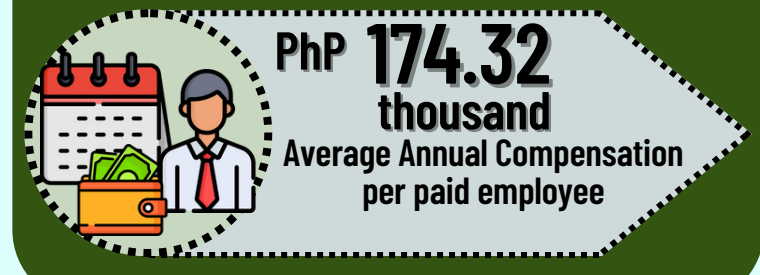

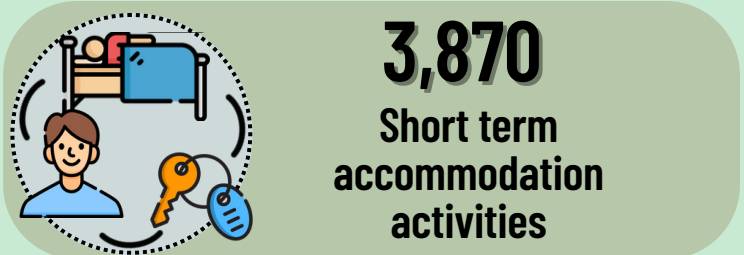

Preliminary Results for All Establishments


Accommodation and Food Service Activities Sector

This sector includes the provision of short-stay accommodation for visitors and other travelers, and the provision of complete meals and drinks fit for immediate consumption.



Top 3 Industries in terms of number of establishments





Total Revenue

PhP **550.73** billion



Total Expense

PhP **508.26** billion

Top 3 Industries in terms of Revenue and Expense

Revenue

Expense

PhP **451.43** billion



PhP **409.63** billion

Restaurants and mobile food service activities

PhP **63.13** billion



PhP **64.13** billion

Short term accommodation activities


PhP **31.98** billion



PhP **30.56** billion

Beverage serving activities

Selected Indicators



PhP **1.08**
Revenue per
Peso Expense

This means that for every peso spent, a corresponding revenue of PhP 1.08 was generated



12
Average Workers
per Establishment

