

## All Establishments Final Results

The Survey on Information and Communications Technology is one of the statistical activities undertaken by the Philippine Statistics Authority. It is conducted as a rider to the Annual Survey of Philippine Business and Industry. The survey covered the 18 sections of the 2009 Philippine Standard Industrial Classification and is comprised of the core and non-core ICT industries.



**TOTAL NUMBER OF ESTABLISHMENTS**  
**281,153** Establishments



**255,367** Establishments


Number of Establishments which Owned and Used Computers and Communication Equipment

### Proportion of Establishments:



**45.9%**

**WITH BUSINESS TRANSACTION VIA CELLULAR MOBILE PHONE/SMARTPHONE**



**42.0%**

**WITH WIRED LOCAL AREA NETWORK**



**41.7%**

**WITH SOCIAL MEDIA ACCOUNT**



**31.2%**

**WITH E-COMMERCE VIA THE INTERNET**



**28.6%**

**WITH WIRELESS LOCAL AREA NETWORK**



**21.7%**

**WITH WEBSITE**



**10.0%**

**WITH INTRANET**




**7.4%**

**WITH WIDE AREA NETWORK**



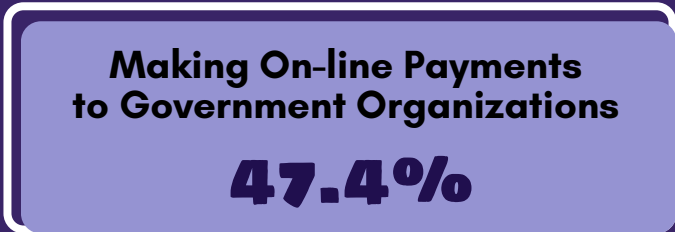
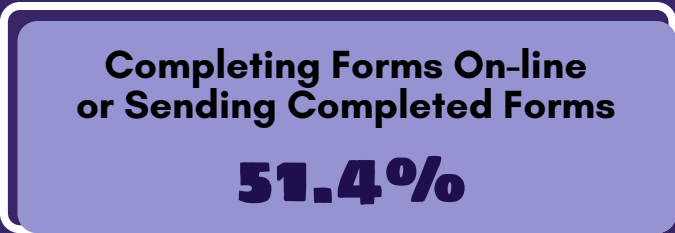
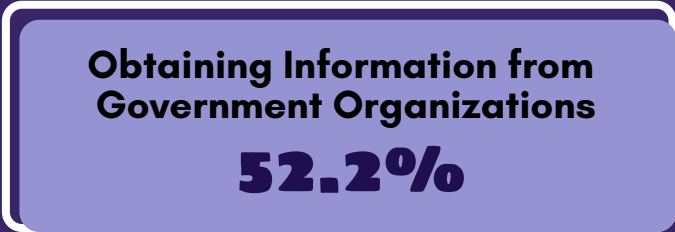
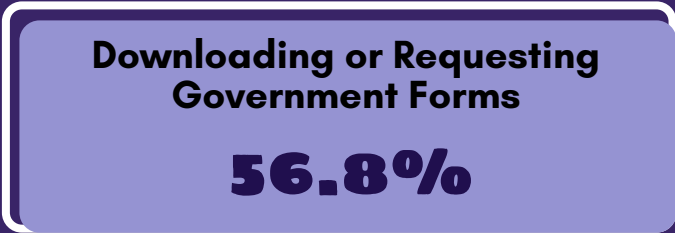
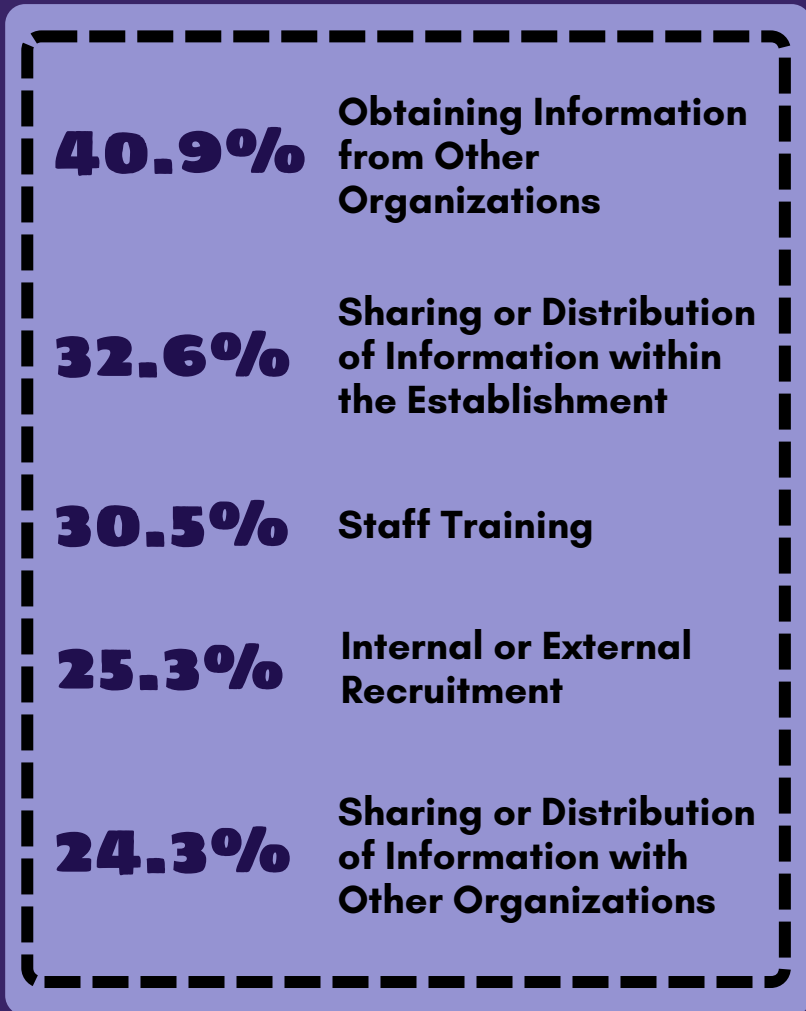
**2.4%**

**WITH EXTRANET**




**NUMBER OF ESTABLISHMENTS WITH INTERNET**  
**227,623** Establishments

**PROPORTION OF ESTABLISHMENTS WHICH USED THE INTERNET FOR:**

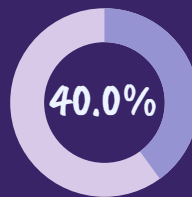


**TOTAL EMPLOYMENT**

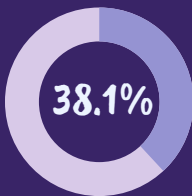


**6,155,893**  
 Employees

**PROPORTION OF EMPLOYEES WHO ARE:**



Routinely Using Computer at Work



Routinely Using Computer with Internet Connection or Access at Work



For Technical Inquiries:  
[ssd.esss.staff@psa.gov.ph](mailto:ssd.esss.staff@psa.gov.ph)



Visit us at:  
[www.psa.gov.ph](http://www.psa.gov.ph)



Like us on Facebook:  
[/PSAgovph](https://www.facebook.com/PSAgovph)



Follow us on X:  
[@PSAgovph](https://twitter.com/PSAgovph)