

	FREE ON BOARD (FOB) VALUE IN BILLION USD	YEAR-ON-YEAR GROWTH RATE
EXPORTS	\$ 5.94	9.1 % ↑
IMPORTS	\$ 10.16	-7.6 % ↓
BoT-G (Balance of Trade in Goods)	\$ - 4.22	-24.0% ↓

Notes:
1. ↑ Increased relative to January 2023
2. ↓ Decreased relative to January 2023

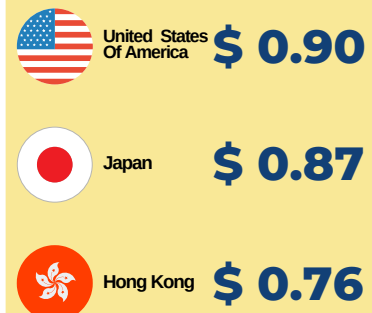
EXPORTS: TOP THREE COMMODITY GROUPS

IN TERMS OF FOB VALUE IN BILLION USD




Top Three Countries of Destination

(In terms of FOB Value in billion USD)



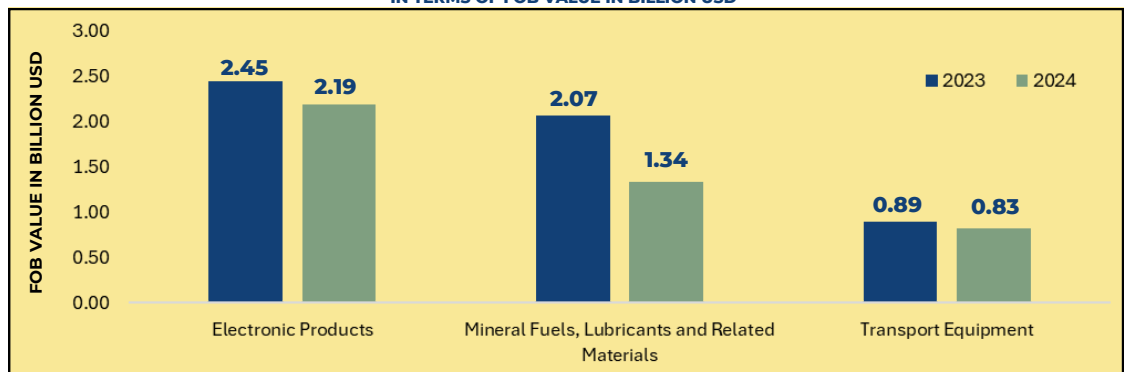
Top Three Countries of Origin

(In terms of FOB Value in billion USD)




IMPORTS : TOP THREE COMMODITY GROUPS

IN TERMS OF FOB VALUE IN BILLION USD



HIGHEST DEFICIT / SURPLUS AMONG MAJOR TRADING PARTNERS

IN TERMS OF FOB VALUE IN BILLION USD



DID YOU KNOW THAT?

The country's rice importation in January 2024 reached 469.33 thousand metric tons, which amounted to 233.26 million USD.

In January 2024, the top three suppliers of rice in the Philippines were Vietnam (130.05 million USD), Thailand (66.05 million USD), and Pakistan, Islamic Republic of (24.25 million USD).

Note:
Rice excluding in the husk (paddy or rough)



CSM