

# VITAL STATISTICS 2020

JANUARY - SEPTEMBER

**1,038,711**  
LIVE BIRTHS

**153,361**  
MARRIAGES

**448,398**  
DEATHS



**109 MALES**  
for every



**542,285 MALES** **100 FEMALES** **496,426 FEMALES**

**TOP 5 PROVINCES**

% Share and Number of Births

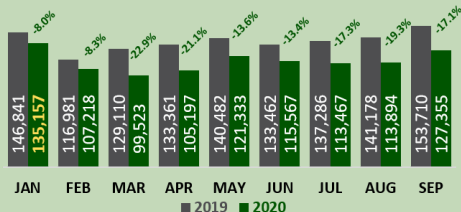
Cavite	4.2%	(43,390)
Cebu	3.4%	(35,226)
Bulacan	3.3%	(34,282)
Rizal	3.2%	(33,091)
Laguna	3.0%	(31,490)

**TOP 5 CITIES**

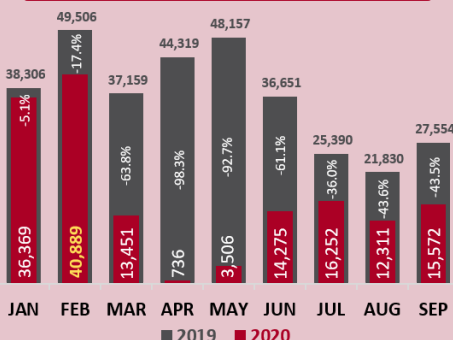
% Share and Number of Births

Quezon City	2.8%	(29,374)
City of Manila	1.9%	(19,702)
City of Caloocan	1.8%	(18,295)
City of Davao	1.4%	(14,529)
City of Cebu	1.1%	(11,606)

**Number and Annual Growth of Registered Births by Month**



**Number and Annual Growth of Registered Marriages by Month**



**TOP 5 PROVINCES**

% Share and Number of Marriages

Pangasinan	4.0%	(6,183)
Cavite	3.5%	(5,411)
Batangas	3.4%	(5,139)
Bulacan	3.0%	(4,643)
Negros Occidental	3.0%	(4,546)

**TOP 5 CITIES**

% Share and Number of Marriages

Quezon City	4.0%	(6,083)
City of Manila	2.3%	(3,561)
City of Davao	1.3%	(2,018)
City of Caloocan	1.3%	(2,001)
City of Cagayan de Oro	1.0%	(1,467)



**133 MALES**  
for every



**255,960 MALES** **100 FEMALES** **192,438 FEMALES**

**TOP 5 PROVINCES**

% Share and Number of Deaths

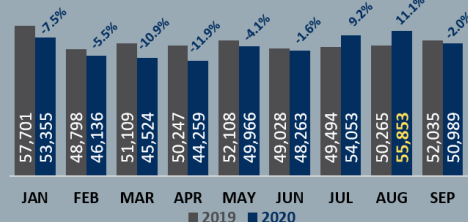
Cavite	4.0%	(17,844)
Bulacan	3.5%	(15,833)
Pangasinan	3.4%	(15,363)
Laguna	3.3%	(14,917)
Cebu	3.3%	(14,820)

**TOP 5 CITIES**

% Share and Number of Deaths

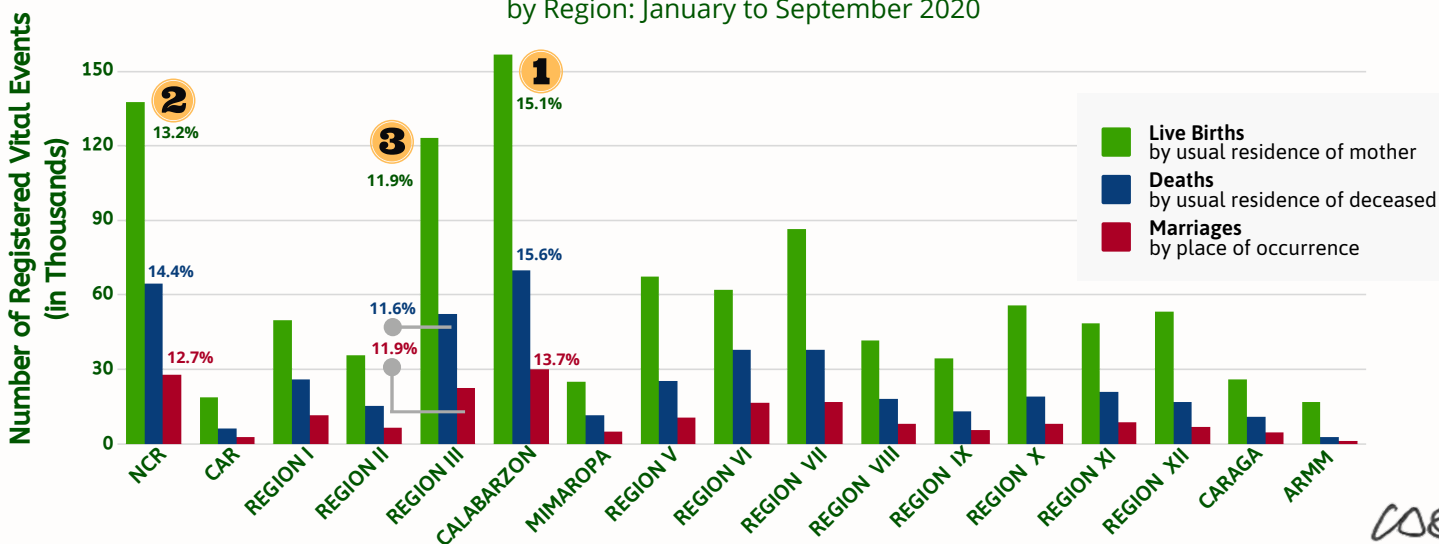
Quezon City	3.1%	(13,767)
City of Manila	2.3%	(10,177)
City of Caloocan	1.7%	(7,733)
City of Davao	1.5%	(6,748)
City of Cebu	1.4%	(6,096)

**Number and Annual Growth of Registered Deaths by Month**



## Number of Registered Vital Events

by Region: January to September 2020



**Live Births**  
by usual residence of mother

**Deaths**  
by usual residence of deceased

**Marriages**  
by place of occurrence

COG

Source: Philippine Statistics Authority, Civil Registration Service, Vital Statistics Division

Icons made by Freepik from www.flaticon.com

**Notes:**

- Figures are not adjusted for under-registration.
- The data presented herein are registered events that occurred from January to September 2020, with data files received by PSA-CRS until December 2020.
- January to September 2019 counts were based on the 2019 final registration of vital events.
- Counts on Births include babies born in the Philippines whose mother's usual residence is in a foreign country.
- Counts on Deaths include individuals who died in the Philippines whose usual residence is in a foreign country.