



2022 ANNUAL SURVEY OF PHILIPPINE BUSINESS AND INDUSTRY

INFORMATION AND COMMUNICATION SECTION

Preliminary Results



This section includes the production and distribution of information and cultural products, the provision of the means to transmit or distribute these products, as well as data or communications, information technology activities and the processing of data and other information service activities.



TOTAL NUMBER OF ESTABLISHMENTS

2,256 establishments in the formal sector of the economy were engaged in information and communication.

HIGHEST IN TERMS OF TOTAL NUMBER OF ESTABLISHMENTS



770

establishments

Computer programming, consultancy and related activities

TOTAL EMPLOYMENT



169,331 workers

MALE 59.7%

101,136 workers



FEMALE 40.3%

68,195 workers



TOP THREE INDUSTRY GROUPS IN TERMS OF EMPLOYMENT

Computer programming, consultancy and related activities

85,701 workers



Wireless telecommunications activities

15,974 workers



Wired telecommunications activities

13,184 workers



75 AVERAGE NUMBER OF WORKERS PER ESTABLISHMENT



PAID EMPLOYEES
99.8%


WORKING OWNERS AND UNPAID WORKERS
0.2%

TOTAL COMPENSATION


PhP **164.71** billion

AVERAGE ANNUAL COMPENSATION PER PAID EMPLOYEE

PhP **974,311**




TOTAL REVENUE
PhP **809.31** billion



TOTAL EXPENSE
PhP **697.70** billion

TOP THREE INDUSTRY GROUPS IN TERMS OF REVENUE AND EXPENSE

Industry Group	Revenue (PhP billion)	Expense (PhP billion)
Wireless telecommunications activities	282.70	244.80
Computer programming, consultancy and related activities	213.89	193.11
Wired telecommunications activities	143.36	128.85



REVENUE PER EXPENSE RATIO

1.16

For every peso spent in the business operations, a corresponding revenue of Php 1.16 was generated.

SALES FROM E-COMMERCE TRANSACTIONS



PhP **110.27** million