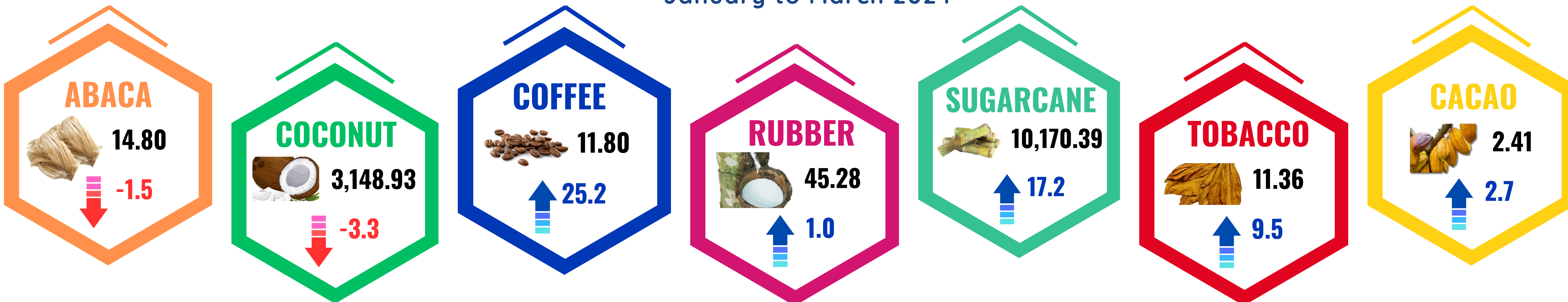


VOLUME OF PRODUCTION

(in thousand metric tons)
YEAR-ON-YEAR CHANGE (%)
January to March 2024^P



AVERAGE FARMGATE PRICE/YEAR-ON-YEAR CHANGE

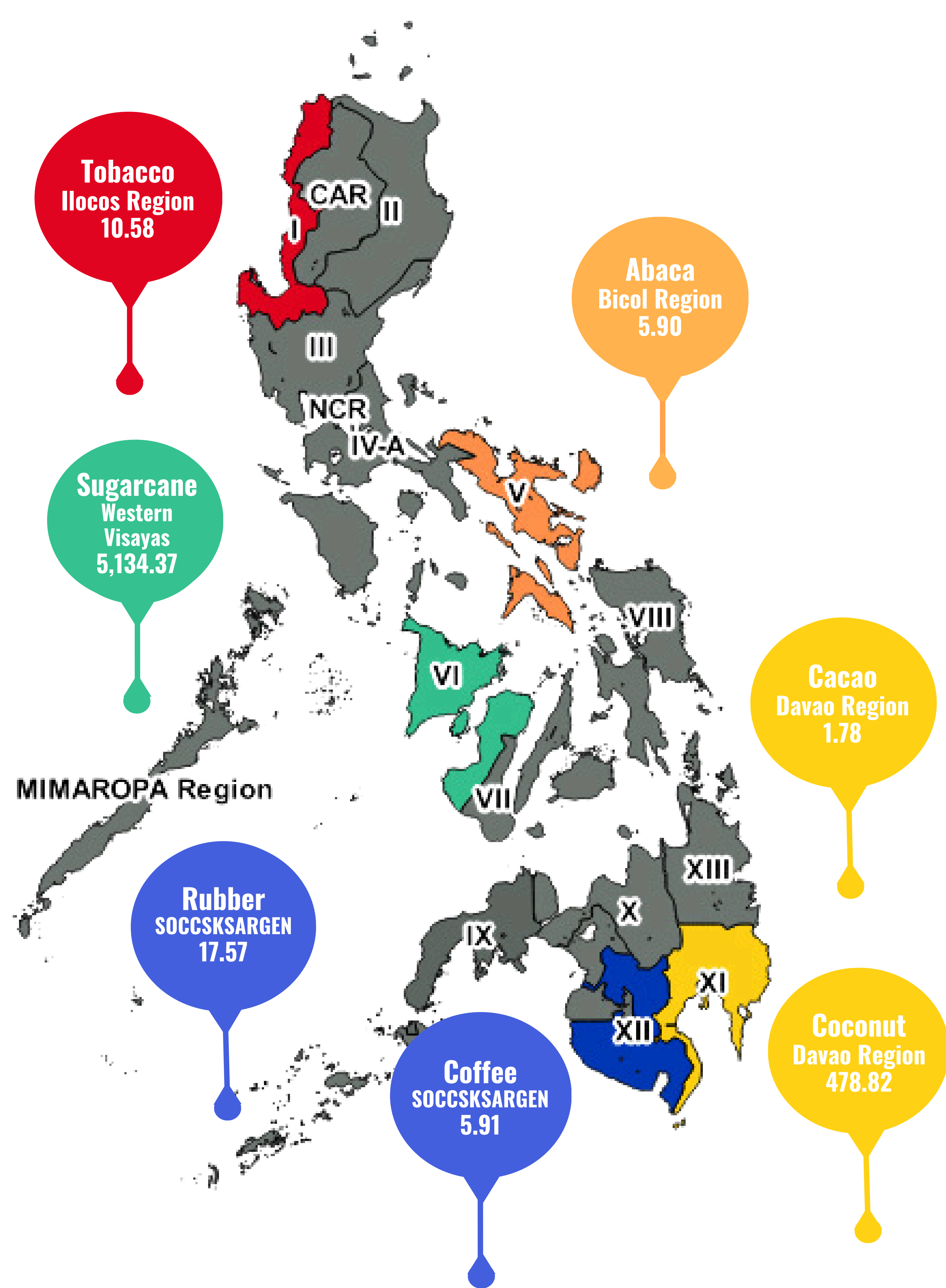
January to March 2024^P

Crop	Farmgate Price (in peso per kilogram)	Year-on-Year Change (%)
Abaca	PhP 70.11	15.2
Coconut Mature	PhP 9.95	23.3
Coconut Young	PhP 11.43	10.4
Coffee Arabica	PhP 177.28	-18.2
Coffee Excelsa	PhP 119.44	41.5
Coffee Robusta	PhP 113.71	28.4
Rubber	PhP 27.14	7.1
Sugarcane Centrifugal	PhP 51.22	-15.5
Tobacco Native	PhP 323.34	2.0
Tobacco Virginia	PhP 79.32	7.1
Cacao	PhP 101.80	-5.1

TOP PRODUCING REGIONS BY CROP

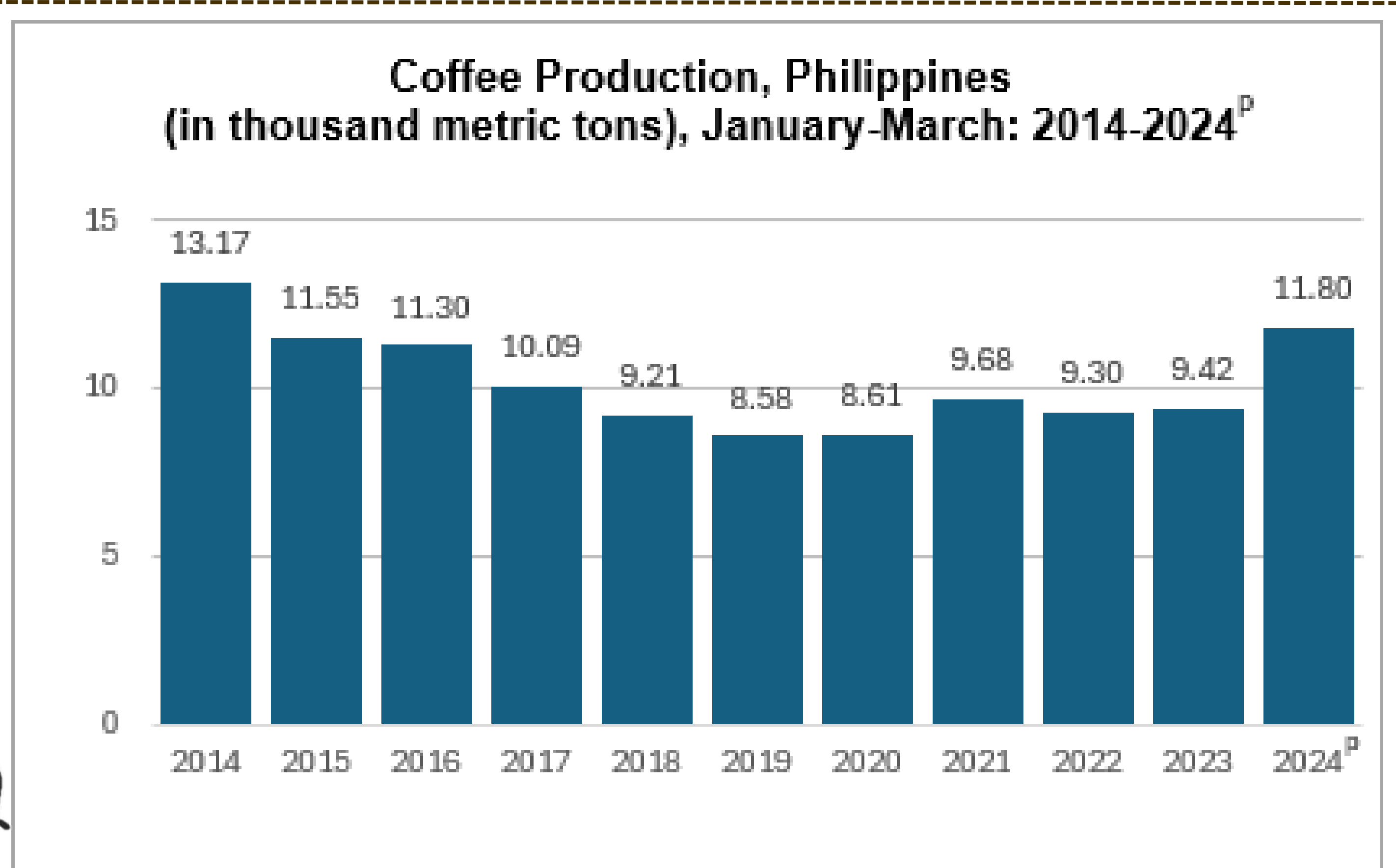
VOLUME OF PRODUCTION

(in thousand metric tons)
January to March 2024^P



DID YOU KNOW?

The coffee production at 11.80 thousand metric tons in the first quarter of 2024 was the highest since the first quarter of 2014.



p - preliminary



For Technical Inquiries:
csd.staff@psa.gov.ph



Visit us at:
www.psa.gov.ph



Like us on Facebook:
/PSAgovph



Follow us on X:
@PSAgovph

