



**11.44**

**TOTAL EXTERNAL TRADE**  
EXPORT + IMPORT



**2.38**  
**DEFICIT**

**BALANCE OF TRADE**  
EXPORT - IMPORT



**-25.7%**

**Y-O-Y GROWTH**  
MAR 2020 VS MAR 2019

### TOP 3 EXPORT COMMODITY GROUPS

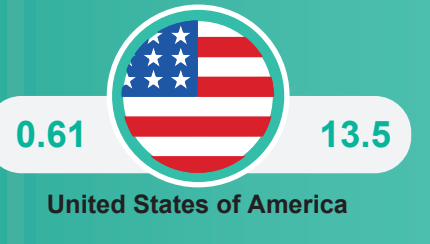
### TOP 3 EXPORT TRADING PARTNERS

#### TOTAL EXPORT VALUE

**4.53**


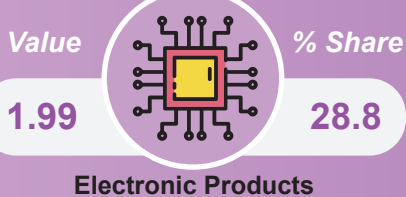
**64.1**  
% Share of  
Top 3 Commodity Groups  
to Total Export Value

**45.7**  
% Share of Top 3  
Export Trading Partners  
to Total Export Value



### TOP 3 IMPORT COMMODITY GROUPS

### TOP 3 IMPORT TRADING PARTNERS



#### TOTAL IMPORT VALUE

**6.91**

**49.1**  
% Share of Top 3  
Commodity Groups  
to Total Import Value

**37.1**  
% Share of Top 3  
Import Trading Partners  
to Total Import Value

USA includes Hawaii and Alaska  
Japan includes Okinawa

