



PHILIPPINE INFLATION RATE FOR ALL INCOME HOUSEHOLDS NOVEMBER 2023 (2018=100)



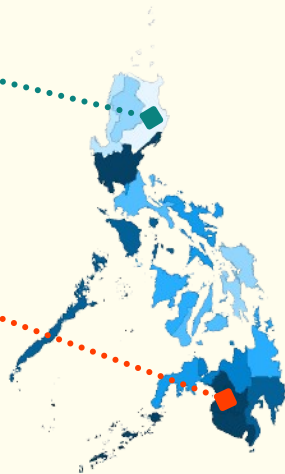
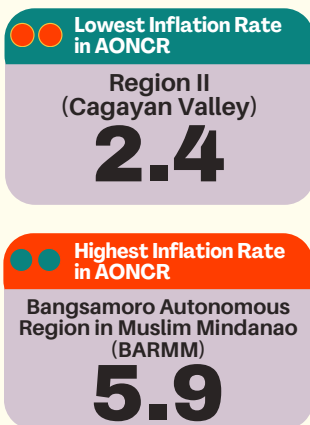
Inflation Rate for All Income Households

	NOVEMBER 2022	OCTOBER 2023	NOVEMBER 2023
Philippines	8.0	4.9	4.1 ↓
National Capital Region (NCR)	7.5	4.9	4.2 ↓
Areas Outside NCR (AONCR)	8.0	4.9	4.1 ↓

Note: ↓ Decreased relative to October 2023 Inflation

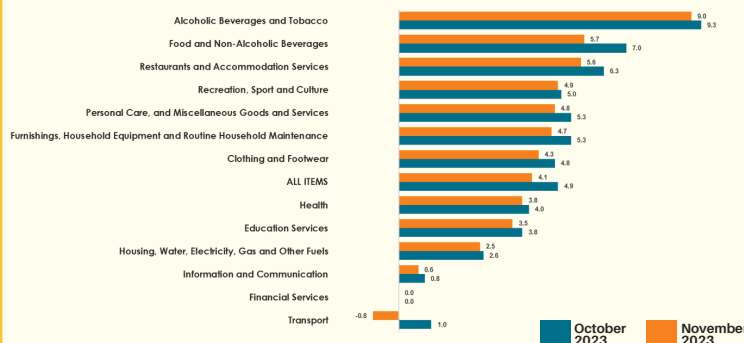
Inflation Rates for Areas Outside NCR

Main Sources of Deceleration: Philippines

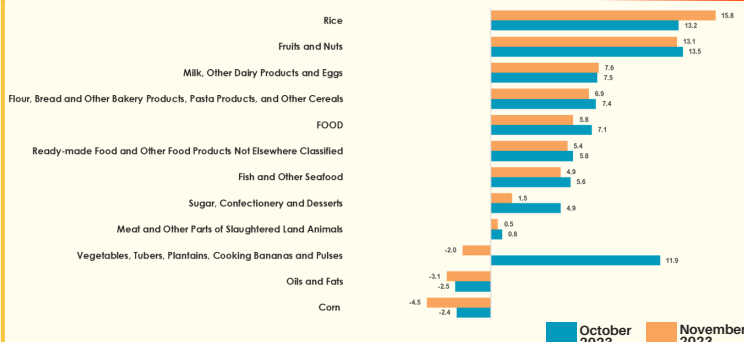


	Inflation for November 2023	% Share to the Downtrend
1 Food and Non-Alcoholic Beverages	5.7	59.5
2 Transport	-0.8	19.7
3 Restaurants and Accommodation Services	5.6	8.2

Inflation Rates by Commodity Group



Inflation Rates by Food Group



DID YOU KNOW?



PRICE

All commodity groups, except for Financial Services, exhibited downtrend in their November 2023 inflation rates. This scenario was last observed in June 2009.

COFm

