



PHILIPPINE INFLATION RATE

FOR THE BOTTOM 30% INCOME HOUSEHOLDS

NOVEMBER 2023 (2018=100)



Inflation Rate for the Bottom 30% Income Households

	NOVEMBER 2022	OCTOBER 2023	NOVEMBER 2023
Philippines	9.2	5.3	4.9 ↓
National Capital Region (NCR)	8.2	5.7	4.9 ↓
Areas Outside NCR (AONCR)	9.2	5.3	4.9 ↓

Note: ↓ Decreased relative to October 2023 Inflation

Inflation Rates for Areas Outside NCR

Main Sources of Deceleration: Philippines

Lowest Inflation Rate in AONCR

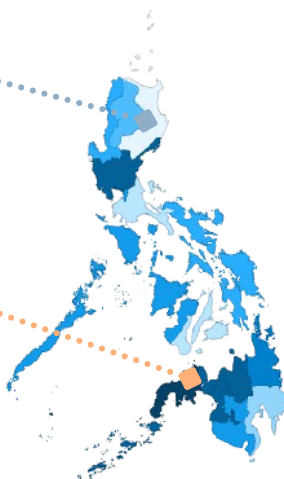
Region II
(Cagayan Valley)

2.1

Highest Inflation Rate in AONCR

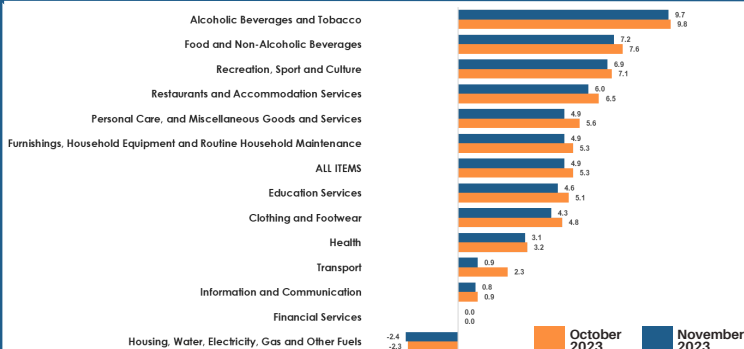
Region IX
(Zamboanga Peninsula)

6.5

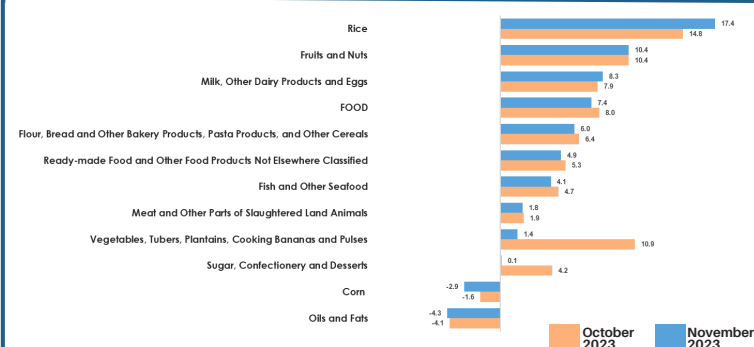


	Inflation for November 2023	% Share to the Downtrend
1 Food and Non-Alcoholic Beverages	7.2	52.0
2 Transport	0.9	20.3
3 Restaurants and Accommodation Services	6.0	8.9


Inflation Rates by Commodity Group



Inflation Rates by Food Group



In November 2023, Housing, Water, Electricity, Gas and Other Fuels marked its fourth consecutive month of negative inflation rate at **2.4 percent**.



CPIs and Inflation Rates by Province and Selected Cities are posted at <https://openstat.psa.gov.ph/Database/Prices/Price-Indices>

For technical inquiries:
psd.staff@psa.gov.ph



<http://www.psa.gov.ph>



/PSAgovph



@PSAgovph