



PHILIPPINE INFLATION RATE FOR ALL INCOME HOUSEHOLDS OCTOBER 2023 (2018=100)



Inflation Rate for All Income Households

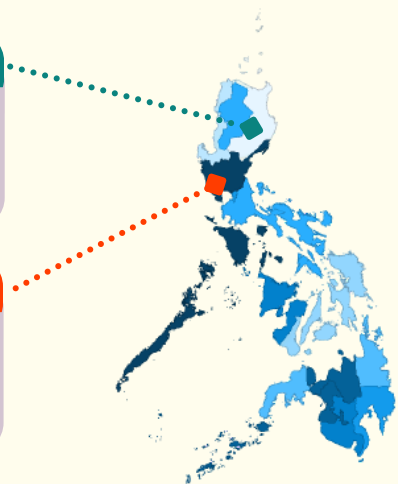
	OCTOBER 2022	SEPTEMBER 2023	OCTOBER 2023
Philippines	7.7	6.1	4.9 ↓
National Capital Region (NCR)	7.7	6.1	4.9 ↓
Areas Outside NCR (AONCR)	7.6	6.0	4.9 ↓

Note: ↓ Decreased relative to September 2023 Inflation

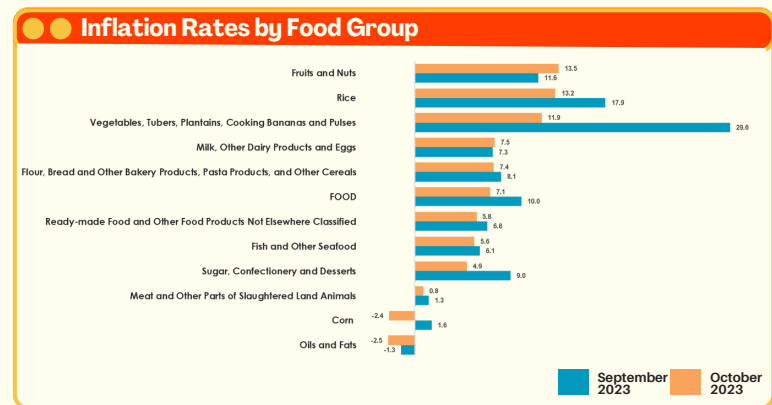
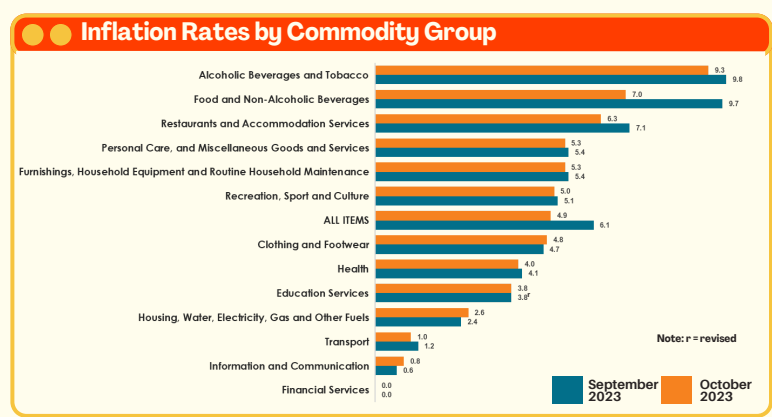
Inflation Rates for Areas Outside NCR Main Sources of Deceleration: Philippines

Lowest Inflation Rate in AONCR
Region II (Cagayan Valley)
3.4

Highest Inflation Rate in AONCR
Region III (Central Luzon)
6.0



	Inflation for October 2023	% Share to the Downtrend
1 Food and Non-Alcoholic Beverages	7.0	89.7
2 Restaurants and Accommodation Services	6.3	6.8
3 Transport	1.0	1.6



DID YOU KNOW?

The 4.9 percent inflation rate in October 2023 is 1.2 percentage points lower than the September 2023 inflation rate. This marks the highest deceleration since May 2009 when inflation slowed down to 4.3 percent from 5.6 percent in April 2009, a decrease of 1.3 percentage points.