


APRIL TO JUNE 2024^P

COMMODITY	VOLUME OF PRODUCTION ^{1/}	YEAR-ON-YEAR GROWTH RATE	AVERAGE FARMGATE PRICE ^{2/}	YEAR-ON-YEAR GROWTH RATE
 CARABAO	32.90	↓ -2.4%	143.22	↓ -0.9%
 CATTLE	61.08	↑ 0.2%	182.13	↑ 9.3%
 GOAT	15.88	↓ -2.7%	243.87	↑ 5.7%
 HOG	422.06	↓ -0.2%	191.52	↑ 12.8%
 DAIRY	7.41	↑ 9.7%	53.36	↑ 7.0%
 CHICKEN	520.48	↑ 8.9%	141.20	↑ 5.3%
 CHICKEN EGG	198.04	↑ 9.0%	6.32	↓ -9.4%
 DUCK	6.83	↑ 1.3%	184.96	↑ 13.1%
 DUCK EGG	14.37	↑ 0.8%	8.36	↓ -4.0%

TOP PRODUCING REGIONS AND PERCENT SHARE TO THE TOTAL PRODUCTION

CENTRAL VISAYAS

 GOAT	13.1%
 HOG	14.8%

CENTRAL LUZON

 CHICKEN	32.0%
 DUCK	27.6%
 DUCK EGG	56.1%

CALABARZON

 DAIRY	26.1%
 CHICKEN EGG	30.9%

WESTERN VISAYAS

 CARABAO	13.8%
---	-------

NORTHERN MINDANAO

 CATTLE	17.4%
--	-------





1/- Volume of production is in thousand metric tons, liveweight for all commodities, except chicken egg, duck egg, and dairy, which are in thousand metric tons.



2/- Farmgate prices of all commodities, except for eggs and dairy, are in pesos per kilogram, liveweight. The prices of eggs are in pesos per piece, while dairy is in pesos per liter and is based on the weighted average prices of carabao, cattle, and goat milk using their volume of production. Farmgate prices are based on the average prices from Backyard Livestock and Poultry Survey (BLPS) and Commercial Livestock and Poultry Survey (CLPS).


^P - preliminary

Sources: BLPS, CLPS, Philippine Carabao Center, and National Dairy Authority

INVENTORY AND YEAR-ON-YEAR GROWTH RATE AS OF 30 JUNE 2024^P

	(INVENTORY IN MILLION HEADS)	YEAR-ON-YEAR GROWTH RATE
 CARABAO	2.65	↓ -2.9%
 CATTLE	2.57	↓ -0.3%
 GOAT	3.84	↓ -1.2%
 SWINE	9.55	↓ -5.6%

	(INVENTORY IN MILLION BIRDS)	YEAR-ON-YEAR GROWTH RATE
 CHICKEN	209.45	↑ 4.8%
NATIVE/IMPROVED	83.45	↓ -3.4%
BROILER	78.24	↑ 13.4%
LAYER	47.76	↑ 7.3%
 DUCK	14.09	↓ -2.9%



Broiler chicken contributed 86.8 percent share to the total chicken production in Q2 2024, while the remaining 13.2 percent share is composed of native/improved chicken, layer chicken, and culled gamefowl breeders.

