



ECONOMIC PERFORMANCE OF THE PHILIPPINES

SECOND QUARTER 2022

At Constant 2018 Prices

As of August 2022
Reference number: MAS-NA-08092022

Year-on-Year Growth Rates, Q2 2022 (in Percent)

GDP 7.4

Gross Domestic Product

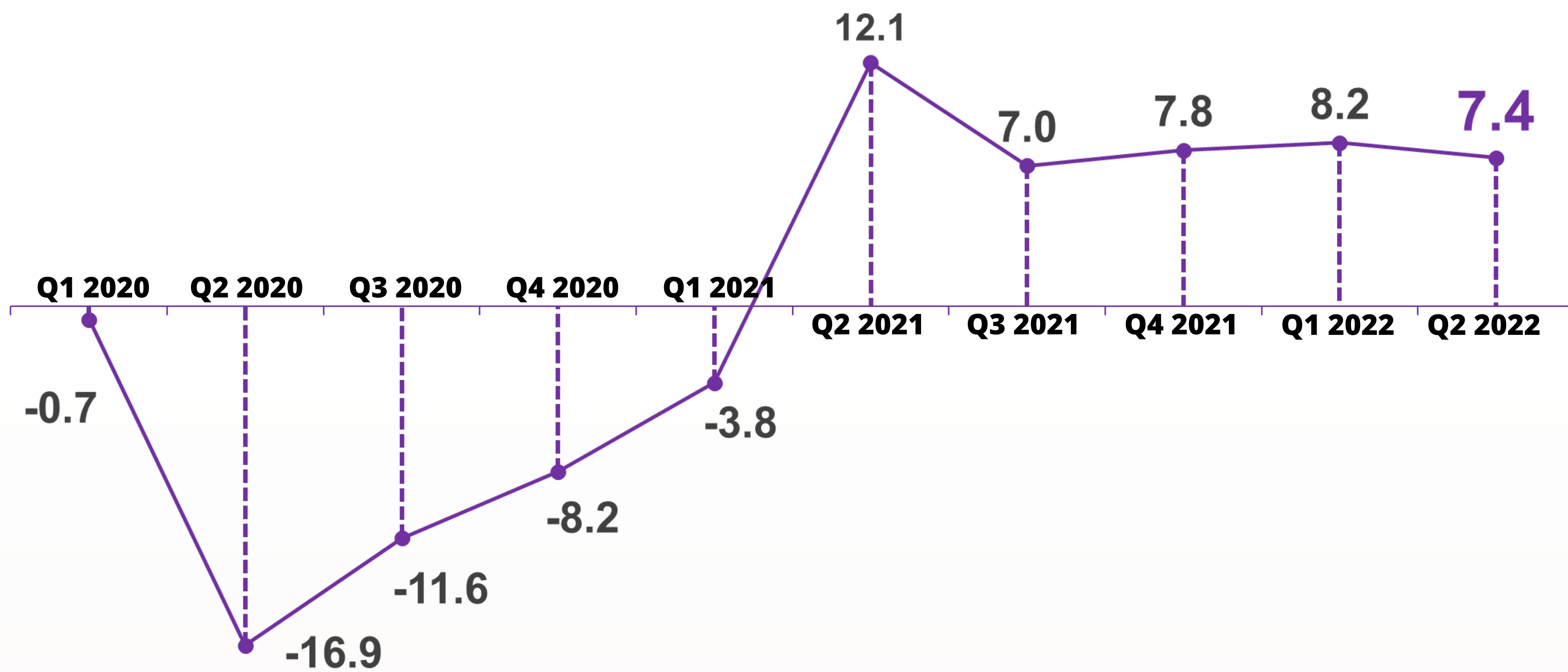
NPI 64.8

Net Primary Income

GNI 9.3

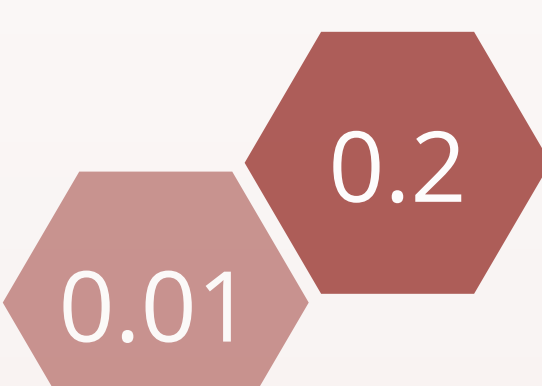
Gross National Income

Gross Domestic Product (GDP), Year-on-Year Growth Rates, Q1 2020 - Q2 2022 (in Percent)




Major industries


Legend: Q2 2021 Q2 2022



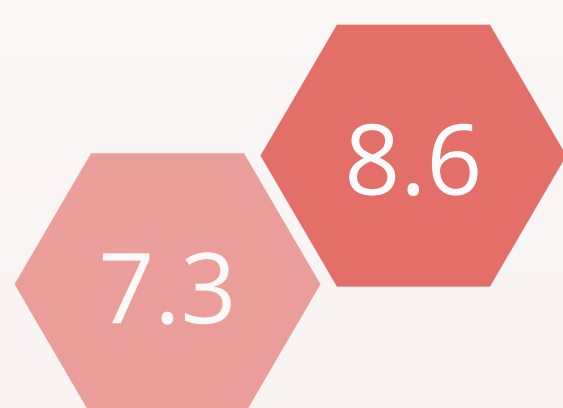
Agriculture, forestry, and fishing (AFF)



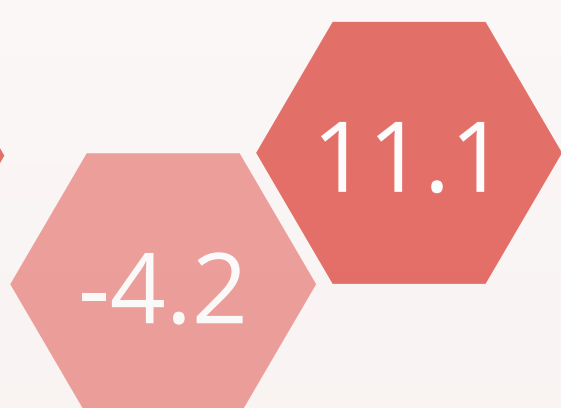
Industry



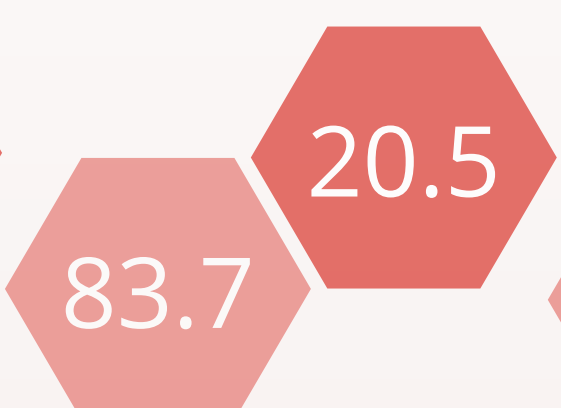
Services




Household final consumption expenditure (HFCE)



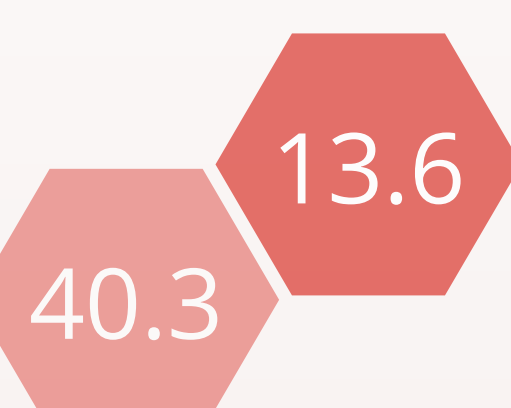
Government final consumption expenditure



Gross capital formation



Exports



Imports

Year-on-Year Growth Rates (in Percent)

Major expenditure item

Legend: Q2 2021 Q2 2022



Seasonally Adjusted National Accounts Quarter-on-Quarter Growth Rates, Q2 2022 (in Percent)

-0.1
GDP



0.6
GNI



-2.7
HFCE



0.9
AFF



0.2
Industry



-0.4
Services

Top Contributors to Growth, Year-on-Year Growth Rates, Q2 2022 (in Percent)

9.7

Wholesale and retail trade; repair of motor vehicles and motorcycles

19.0
Construction



27.1

Transportation and storage



For Technical Inquiries:
ead.staff@psa.gov.ph /
iad.mas.staff@psa.gov.ph



Visit us at:
www.psa.gov.ph



Like us on Facebook:
/PSAgovph



Follow us on Twitter:
@PSAgovph