










COMMODITY	VOLUME OF PRODUCTION ^{1/}	YEAR-ON-YEAR GROWTH RATE	AVERAGE FARMGATE PRICE ^{2/}	YEAR-ON-YEAR GROWTH RATE
 CARABAO	36.79	↓ -0.9%	160.47	↑ 25.3%
 CATTLE	67.76	↓ -2.6%	186.18	↑ 10.1%
 GOAT	21.08	↑ 1.3%	232.16	↑ 8.5%
 HOG	482.32	↑ 3.7%	167.69	↑ 4.3%
 DAIRY	8.07	↑ 17.2%	50.69	↓ -1.3%
 CHICKEN	534.00	↑ 8.1%	128.27	↓ -1.2%
 CHICKEN EGG	188.64	↑ 7.8%	7.61	↑ 13.1%
 DUCK	7.13	↑ 0.6%	169.76	↑ 16.1%
 DUCK EGG	13.50	↑ 0.3%	8.52	↓ -10.7%

^{1/} - Volume of production is in thousand metric tons, liveweight for all commodities, except chicken egg, duck egg, and dairy, which are in thousand metric tons.




^{2/} - Farmgate prices of all commodities, except for eggs and dairy, are in peso per kilogram, liveweight. The prices of eggs are in peso per piece, while dairy is in peso per liter and is based on the weighted average prices of carabao, cattle, and goat milk using their volume of production. Farmgate prices is the average of Backyard Livestock and Poultry Survey and Commercial Livestock and Poultry Survey.

^P - preliminary




Sources: Backyard Livestock and Poultry Survey, Commercial Livestock and Poultry Survey, Philippine Carabao Center, and National Dairy Authority

TOP PRODUCING REGIONS AND PERCENT SHARE TO THE TOTAL PRODUCTION

CENTRAL LUZON

 CHICKEN	35.0%
 DUCK	27.7%
 DUCK EGG	56.3%

CALABARZON

 CHICKEN EGG	30.2%
 CATTLE	13.9%
 DAIRY	23.9%







WESTERN VISAYAS

 CARABAO	11.4%
---	-------

CENTRAL VISAYAS

 GOAT	15.0%
 HOG	13.1%

INVENTORY AS OF 31 DECEMBER 2023^P

	(IN MILLION HEADS)	YEAR-ON-YEAR GROWTH RATE		(IN MILLION BIRDS)	YEAR-ON-YEAR GROWTH RATE
 CARABAO	2.70	↓ -2.6%	 CHICKEN	190.90	↓ -0.2%
 CATTLE	2.56	↓ -0.7%	NATIVE/IMPROVED	85.38	↑ 4.0%
 GOAT	3.78	↓ -3.1%	BROILER	60.21	↓ -5.0%
 SWINE	9.61	↓ -1.6%	LAYER	45.31	↓ -0.9%
			 DUCK	14.00	↑ 3.5%

