



Inflation Rate for the Bottom 30% Income Households

	SEPTEMBER 2022	AUGUST 2023	SEPTEMBER 2023
Philippines	8.1	5.6	6.9 ↑
National Capital Region (NCR)	6.7	7.2	7.3 ↑
Areas Outside NCR (AONCR)	8.1	5.6	6.9 ↑

Note: ↑ Increased relative to August 2023 Inflation

Inflation Rates for Areas Outside NCR

Highest Inflation Rate in AONCR

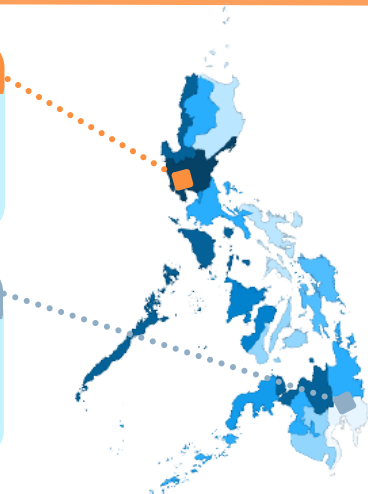
Region III
(Central Luzon)

9.2

Lowest Inflation Rate in AONCR

Region XI
(Davao Region)

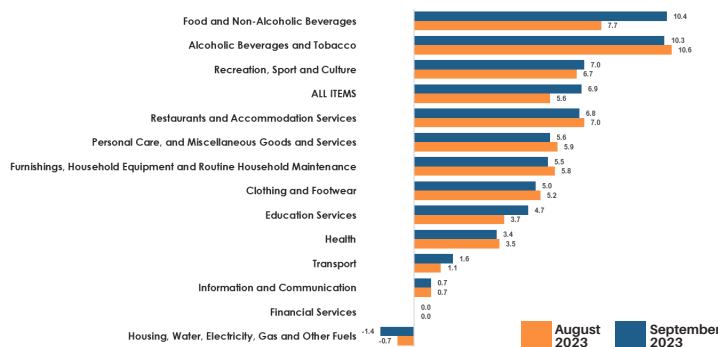
5.2




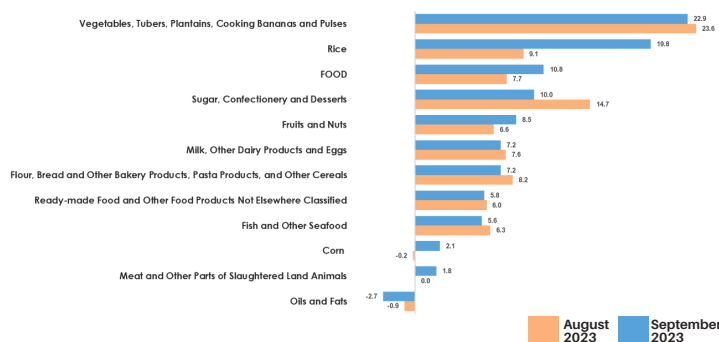
Main Sources of Acceleration: Philippines

	Inflation for September 2023	% Share to the Uptrend
1	10.4	97.6
2	1.6	2.0
3	4.7	0.2

Inflation Rates by Commodity Group



Inflation Rates by Food Group



Rice inflation, which was recorded at 19.8 percent, contributed 3.1 percentage points to the 6.9 inflation rate for the bottom 30% income households.

