

Labor Turnover Statistics

1st Quarter 2019 National Capital Region

For every 1,000 employed persons

Accession Rate



9.3%

or

93

persons were hired

Separation Rate




8.8%

or

88

workers laid-off or quit their jobs

Labor Turnover Rate



0.5%

or


5

persons added to the workforce

Labor Turnover Rates by Sector

6.3% in Agriculture 

2.4% in Industry 

and
less than 0.05% in Services 

Top 5 Industries in Terms of Labor Turnover Rates

1	Construction	9.5%
2	Agriculture, Forestry, & Fishing	6.3%
3	Mining & Quarrying	6.1%
4	Water Supply	5.3%
5	Professional, Scientific & Technical Activities	2.5%

Top 3 Industries with high accession rate due to:

Business Expansion

7.9%	7.7%	6.5%
Mining & Quarrying	Water Supply	Administrative & Support Service

Replacement

14.9%	6.2%	5.9%
Construction	Administrative & Support Service	Human Health & Social Work

Top 3 Reasons for Separation of Workers

Employer-Initiated

39.2%
Project Completion

26.7%
Absence w/o leave (AWOL)

6.6%
Performance Issues

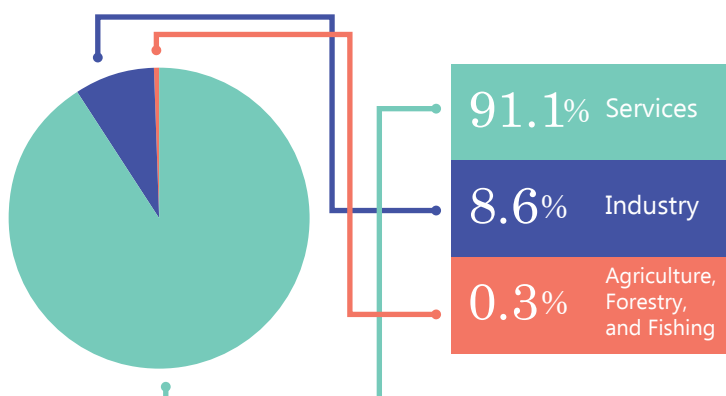
Employee-Initiated

36.1%
Hired by another company

19.3%
Family Consideration

13.9%
To work abroad

Percent Distribution of Job Vacancies in Establishments by Sector



Top 3 Industries and Major Occupations in Terms of Job Vacancies

Industries

35,302
Administrative & Support Service

10,654
Wholesale & Retail Trade

8,798
Accommodation & Food Service

Occupations

32,798
Service & sales workers

16,021
Professionals

13,381
Clerical support workers

Source: Labor Turnover Survey, Philippine Statistics Authority.