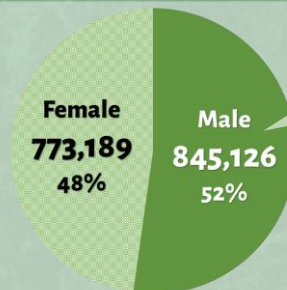


Vital Statistics 2018

Registered **LIVE BIRTHS**



Sex Ratio =
109

109 males are born for every 100 females

Number of Registered Live Births

By Month of Occurrence: January to December 2018



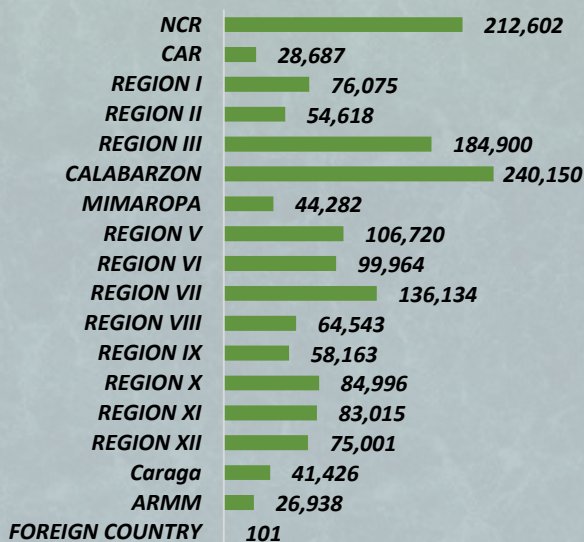
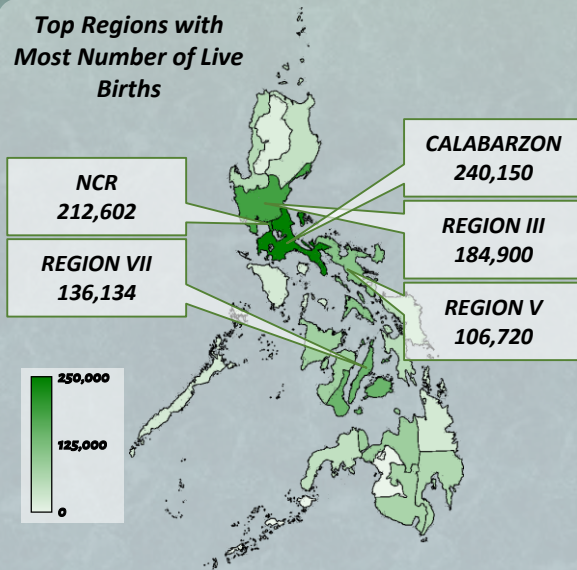
Live Births by Usual Residence of the Mother

Top 5 Cities with Most Number of Live Births

1. Quezon City	46,594
2. City of Manila	31,492
3. City of Davao	29,948
4. City of Caloocan	26,920
5. City of Cebu	19,942

Top 5 Provinces with Most Number of Live Births	Number of Live Births
1. Cavite	63,024
2. Cebu	56,100
3. Bulacan	51,683
4. Laguna	50,824
5. Rizal	49,936

Top Regions with Most Number of Live Births



Source: Philippine Statistics Authority, Civil Registration Service, Vital Statistics Division

Note: Figures are not adjusted for under-registration. The data presented herein are events that occurred from January to December 2018, registered at LCROs until January 2019 and submitted to PSA-CRS until March 2019.

Preliminary Statistics on Vital Events for 2018 at the provincial and municipal levels are also available at www.psa.gov.ph