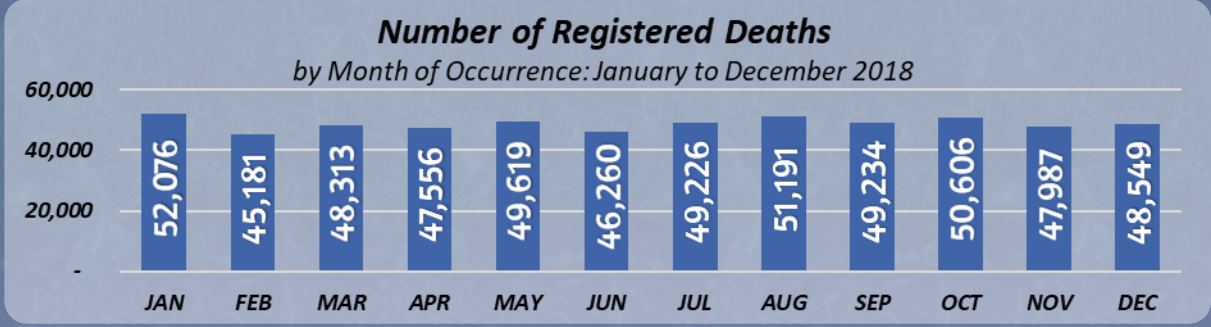
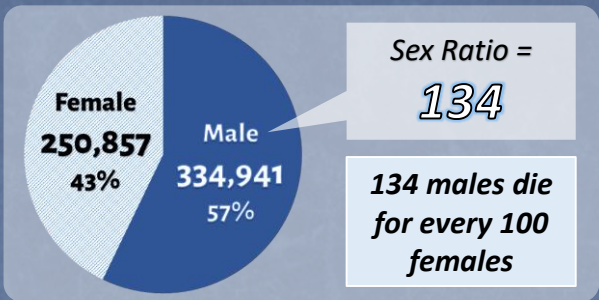


# Vital Statistics 2018

## Registered DEATHS




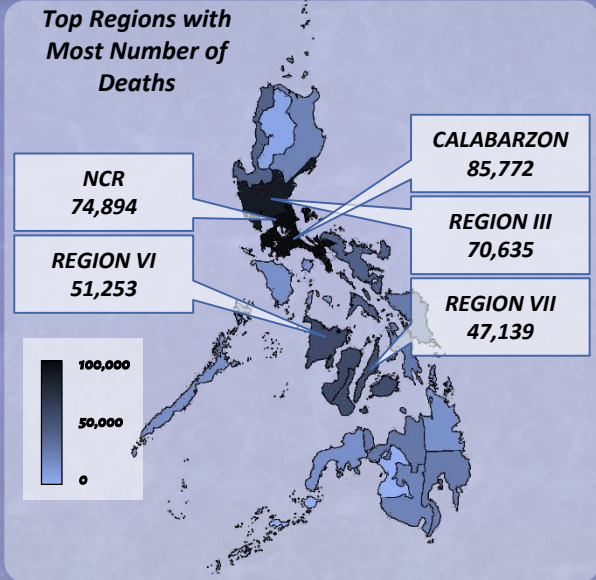
## Deaths by Usual Residence

**Top 5 Cities with Most Number of Deaths**

1. Quezon City	16,721
2. City of Manila	12,056
3. City of Davao	9,345
4. City of Caloocan	8,529
5. City of Cebu	6,477

**Top 5 Provinces with Most Number of Deaths**

1. Cavite	21,183
2. Pangasinan	20,965
3. Bulacan	20,545
4. Cebu	18,592
5. Laguna	18,313



Source: Philippine Statistics Authority, Civil Registration Service, Vital Statistics Division

Note: Figures are not adjusted for under-registration. The data presented herein are events that occurred from January to December 2018, registered at LCROs until January 2019 and submitted to PSA-CRS until March 2019.

Preliminary Statistics on Vital Events for 2018 at the provincial and municipal levels are also available at [www.psa.gov.ph](http://www.psa.gov.ph)