



9.84

TOTAL EXTERNAL TRADE
EXPORT + IMPORT



1.86
DEFICIT

BALANCE OF TRADE
EXPORT - IMPORT



-38.7%

Y-O-Y GROWTH
MAY 2020 VS MAY 2019

TOP THREE EXPORT COMMODITY GROUPS


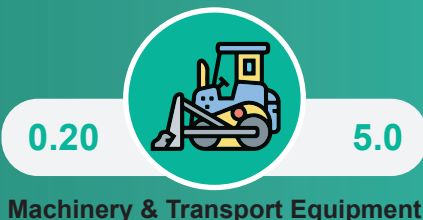
TOP THREE EXPORT TRADING PARTNERS

TOTAL EXPORT VALUE

3.99

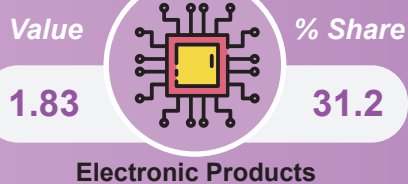
67.3
Percent Share of Top Three
Export Commodity Groups
to Total Export Value

49.9
Percent Share of Top Three
Export Trading Partners
to Total Export Value



TOP THREE IMPORT COMMODITY GROUPS

TOP THREE IMPORT TRADING PARTNERS



TOTAL IMPORT VALUE

5.85

42.6
Percent Share of Top Three
Import Commodity Groups
to Total Import Value

42.1
Percent Share of Top Three
Import Trading Partners
to Total Import Value

USA includes Hawaii and Alaska
Japan includes Okinawa

