



# SPECIAL RELEASE

## 2019 Annual Survey of Philippine Business and Industry Real Estate Activities Sector Preliminary Results

Date of Release: 13 January 2022

Reference No. 2022-15

Table A. Summary Statistics for Real Estate Activities Sector  
Philippines, 2019

Particulars	2019
Number of Establishments	5,179
Employment	101,976
Average Number of Workers per Establishment	20
Compensation (in thousand pesos)	41,492,837
Average Annual Compensation (in pesos)	409,822
Revenue (in thousand pesos)	1,099,541,822
Expense (in thousand pesos)	713,945,033
Revenue per Expense Ratio	1.54
Subsidies (in thousand pesos)	227,426

Source: Philippine Statistics Authority, 2019 ASPBI (Preliminary Results)

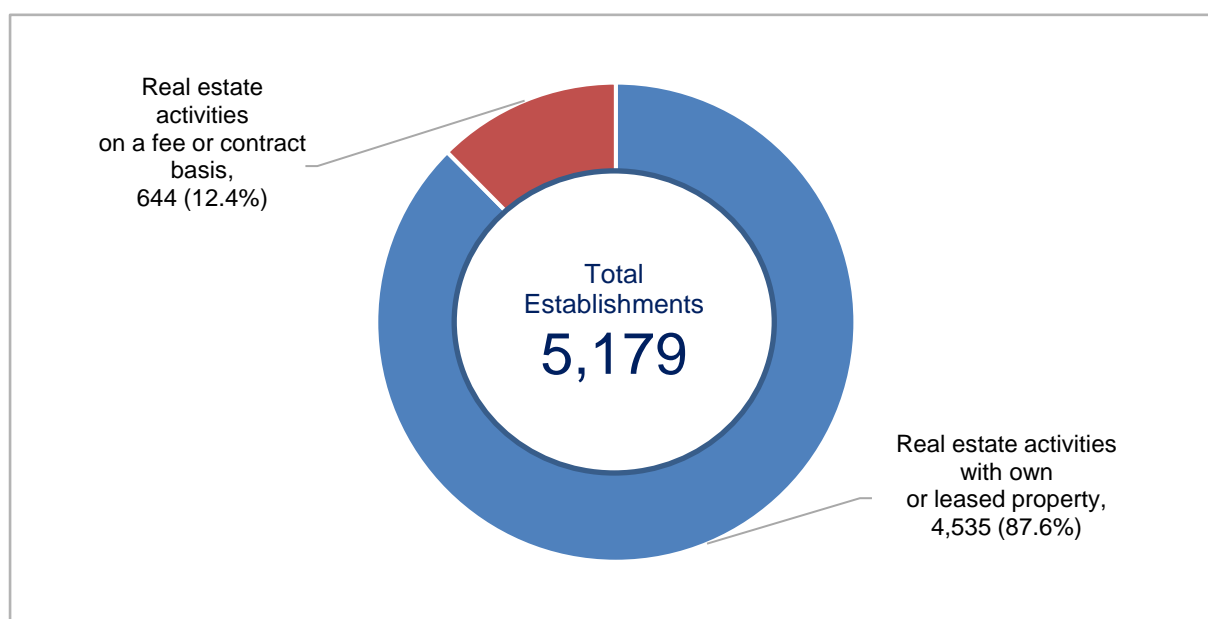
### Majority of the establishments were in real estate activities with own or leased property industry

The preliminary results of the Annual Survey of Philippine Business and Industry (ASPBI) showed that a total of 5,179 establishments in the formal sector of the economy were engaged in real estate activities in 2019. (Tables A and 1)

Between the two industry groups of the sector, real estate activities with own or leased property posted a higher number of establishments of 4,535 or 87.6 percent of the total. Real estate activities on a fee or contract basis, on the other hand, recorded 644 establishments (12.4%). (Table 1 and Figure 1)



Figure 1. Percentage Distribution of Real Estate Activities Sector  
by Industry Group: Philippines, 2019



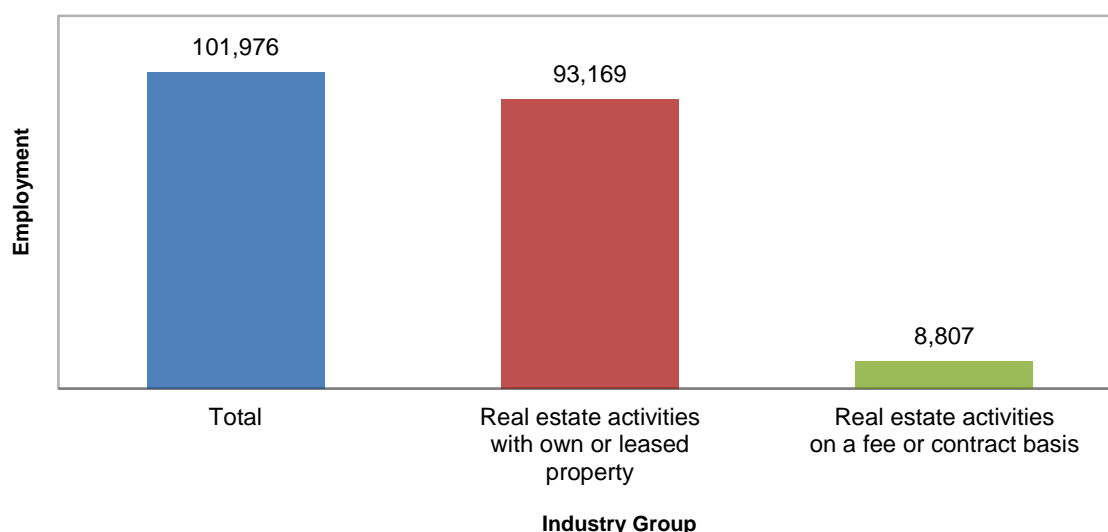
Source: Philippine Statistics Authority, 2019 ASPBI (Preliminary Results)

### **Real estate activities with own or leased property industry employed majority of the workers**

In 2019, the total employment for the sector was recorded at 101,976 workers. Of the total employment, majority of the workers were paid employees numbering to 101,246 (99.3%) while the rest were working owners and unpaid workers. (Tables A and 1)

By industry group, real estate activities with own or leased property employed 93,169 workers or 91.4 percent of the total. The remaining 8,807 workers (8.6%) were engaged in real estate activities on a fee or contract basis. (Table 1 and Figure 2)

Figure 2. Distribution of Employment for Real Estate Activities Sector by Industry Group: Philippines, 2019



Source: Philippine Statistics Authority, 2019 ASPBI (Preliminary Results)

In 2019, the sector's average number of workers per establishment was recorded at 20. (Tables A and 2)

Real estate activities with own or leased property slightly surpassed the sector's average of 21 workers per establishment. On the other hand, real estate activities on a fee or contract basis recorded an average of 14 workers per establishment. (Table 2)

### **Real estate activities with own or leased property industry paid the highest average annual compensation**

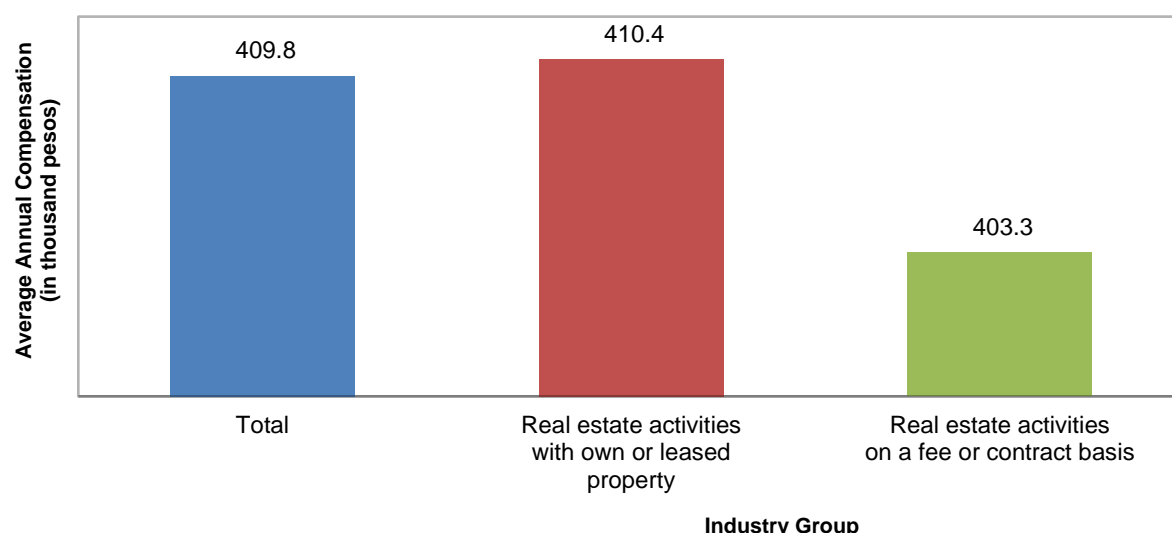
In 2019, the total compensation paid by the sector to its employees amounted to PhP 41.49 billion. (Tables A and 1)

PhP 37.99 billion (91.6%) of the total compensation of the sector was spent for payment of employees' compensation working in real estate activities with own or leased property. The remaining portion of the total compensation worth PhP 3.51 billion (8.4%) was paid to employees of real estate activities on a fee or contract basis. (Table 1)

The sector paid an average annual compensation of PhP 409.82 thousand per paid employee in 2019. Employees of real estate activities with own or leased property received an annual pay of PhP 410.43 thousand per paid employee. Meanwhile, employees of real estate

activities on a fee or contract basis received an average annual compensation of PhP 403.30 thousand per paid employee. (Tables A and 2, Figure 3)

Figure 3. Average Annual Compensation of Paid Employees for Real Estate Activities Sector by Industry Group: Philippines, 2019



Source: Philippine Statistics Authority, 2019 ASPBI (Preliminary Results)

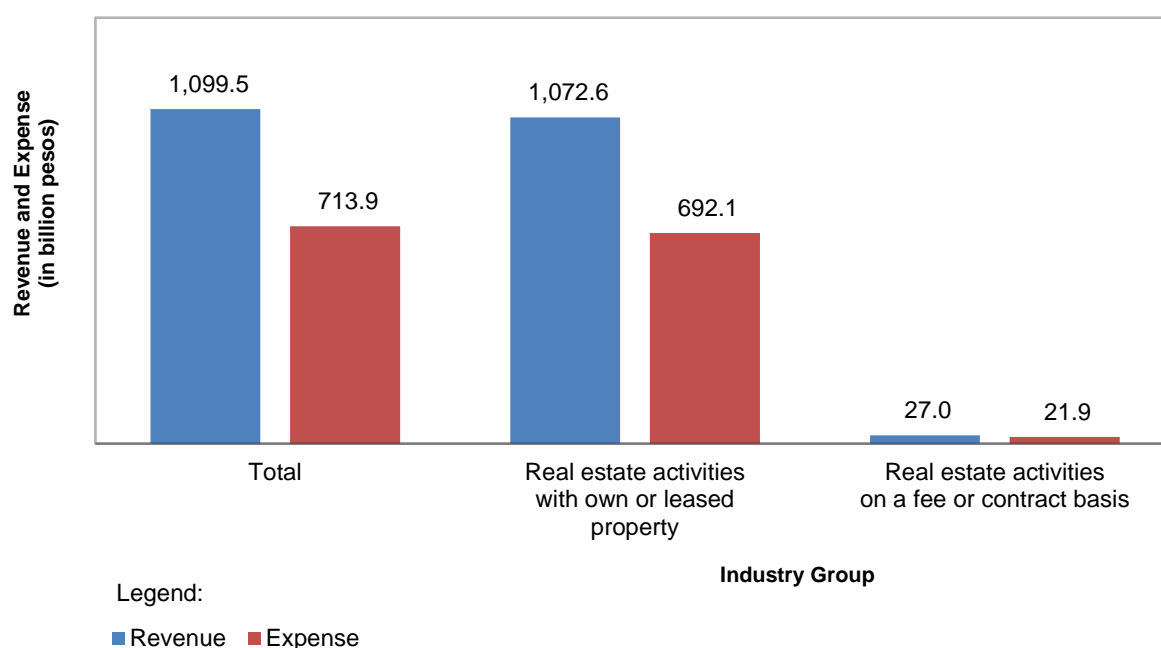
### **Real estate activities with own or leased property industry contributed the major share to total revenue and expense**

The total revenue generated by the sector reached PhP 1,099.54 billion in 2019. (Tables A and 1, Figure 4)

Real estate activities with own or leased property contributed the major share to the total revenue of the sector, which amounted to PhP 1,072.56 billion (97.5%). On the other hand, real estate activities on a fee or contract basis generated a revenue of PhP 26.98 billion (2.5%). (Table 1 and Figure 4)

Meanwhile, the total expense incurred by the sector amounted to PhP 713.95 billion in 2019. Being the main contributor to total revenue, real estate activities with own or leased property was also the main contributor to total expense worth PhP 692.08 billion or 96.9 percent. Real estate activities on a fee or contract basis spent PhP 21.87 billion or 3.1 percent. (Tables A and 1, Figure 4)

Figure 4. Revenue and Expense for Real Estate Activities Sector  
by Industry Group: Philippines, 2019



Source: Philippine Statistics Authority, 2019 ASPBI (Preliminary Results)

The revenue generated per peso expense by the sector stood at 1.54 in 2019. This means that for every peso spent, a corresponding revenue of PhP 1.54 was generated. By industry group, real estate activities with own or leased property recorded revenue per peso expense of 1.55 while real estate activities on a fee or contract basis generated a ratio of 1.23. (Tables A and 2)

### **Subsidies amounted to PhP 227.43 million**

*Subsidies* are grants received from the government in the form of financial assistance or tax exemption to aid and develop an industry. Total subsidies received by the sector from the government amounted to PhP 227.43 million in 2019. (Tables A and 1)

**DENNIS S. MAPA, Ph.D.**

Undersecretary

National Statistician and Civil Registrar General

Philippine Statistics Authority