

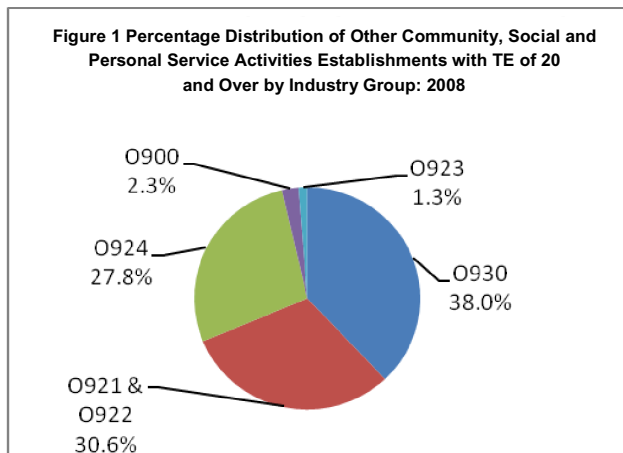
**OTHER COMMUNITY, SOCIAL AND PERSONAL SERVICE ACTIVITIES SECTOR
(Total Employment of 20 and Over)**

Number of Establishments

A total of 558 establishments engaged in other community, social and personal service activities with total employment of 20 and over were reported in 2008.

- Establishments involved in other service activities (PSIC O930) comprised the biggest number with 212 (38.0%) of the total count for the sector.
- About 155 establishments (27.8%) were involved in sporting and other recreational activities (PSIC O924).
- Only 7 establishments (1.3%) were library, archives, museums and other cultural activities (PSIC O923).

(Figure 1 shows the Percentage Distribution of Other Community, Social and Personal Service Activities Establishments with TE of 20 and Over by Industry Group)

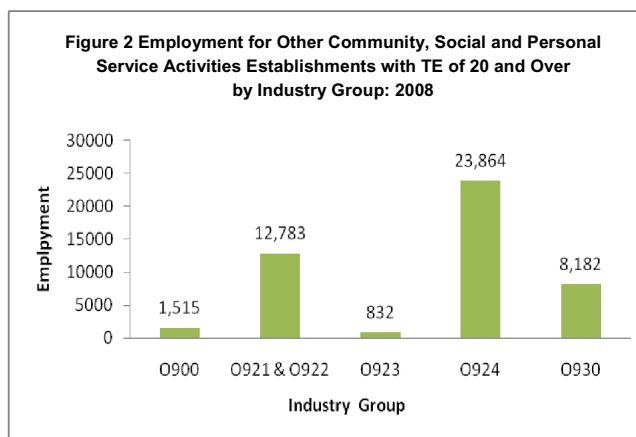


Employment

Other community, social and personal service activities establishments with total employment of 20 and over provided employment to some 47,176 workers.

- Establishments involved in sporting and other recreational activities (PSIC O924) comprised the biggest number with 23,864 (50.6%).
- Motion picture, radio, television and other entertainment establishments (PSIC O921) and news agency activities (PSIC O922) hired 12,783 workers (27.1%).
- The least workers were employed by library, archives, museums and other cultural activities (PSIC O923) with only 832 (1.8%).

(Figure 2 shows the Employment for Other Community, Social and Personal Service Activities Establishments with TE of 20 and Over by Industry Group)

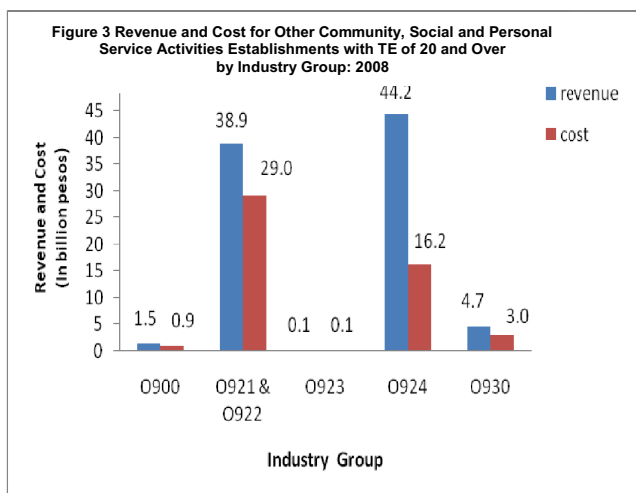


Revenue and Cost

Total revenue earned by establishments with total employment of 20 and over in this sector amounted to PhP89.4 billion in 2008. Cost excluding compensation summed up to PhP49.2 billion.

- The biggest earners were establishments providing sporting and other recreational activities (PSIC O924) with PhP44.2 billion (49.4%).
- Among the industries, motion picture, radio, television and other entertainment activities (PSIC O921) and news agency activities (PSIC O922) disbursed the biggest cost amounting to PhP29.0 billion (58.9%).

(Figure 3 shows the Revenue and Cost for Other Community, Social and Personal Service Activities Establishments with TE of 20 and Over by Industry Group)



O900 – Sewage and refuse disposal, sanitation and similar activities
 O921 – Motion picture, radio, television and other entertainment activities
 O922 – News agency activities

O923 – Library, archives, museums and other cultural activities
 O924 – Sporting and other recreational activities
 O930 – Other service activities

Summary Statistics for Other Community, Social and Personal Service Activities Establishments with Total Employment of 20 and Over by Industry Group: Philippines, 2008

(Value in thousand pesos. Details may not add-up to total due to rounding)

1994 PSIC Code	Industry Description	Number of Establishments	Employment (As of November 15)			Total Compensation
			Total	Paid Employees	Unpaid Workers	
			(1)	(2)	(3)	
	Other Community, Social and Personal Service Activities	558	47,176	45,992	1,184	13,832,042
900	Sewage and refuse disposal, sanitation and similar activities	13	1,515	1,514	71	229,425
921	Motion picture, radio, television and other entertainment activities	171	12,783	11,851	10,195	4,269,699
922	News agency activities					
923	Library, archives, museums and other cultural activities					
924	Sporting and other recreational activities	7	832	743	89	72,063
930	Other service activities	155	23,864	23,722	142	8,126,549
		212	8,182	8,162	20	1,134,307

1994 PSIC Code	Industry Description	Total Revenue	Total Cost	Gross Addition to Fixed Assets	Change in Inventories	Value Added	Subsidies
		(6)	(7)	(8)	(9)	(10)	(11)
	Other Community, Social and Personal Service Activities	89,412,704	49,242,720	9,384,874	417,438	51,499,415	543,519
900	Sewage and refuse disposal, sanitation and similar activities	1,453,810	905,670	14,722	12,801	652,646	-
921	Motion picture, radio, television and other entertainment activities	38,881,872	29,019,639	2,719,159	345,436	17,044,126	514,089
922	News agency activities						
923	Library, archives, museums and other cultural activities						
924	Sporting and other recreational activities	148,813	102,418	6,419	1,778	66,139	23,200
930	Other service activities	44,209,273	16,183,373	6,435,204	36,120	31,610,675	6,229
		4,718,936	3,031,619	209,371	21,303	2,125,829	-

] -Data combined

Source: 2008 Annual Survey of Philippine Business and Industry (Preliminary Results)
National Statistics Office



Support the 2009 Annual Survey of Philippine Business and Industry
2009 Survey on Information and Communication Technology
2009 Survey of Tourism Establishments in the Philippines
Providing Statistics for a Globally Competitive Economy



www.census.gov.ph

Industry and Trade Statistics Department
 Tel No.:(02) 7156505; Telefax: (02) 7137071
 E-mail:E.Deguzman@census.gov.ph