

PRIVATE EDUCATION SECTOR (Total Employment of 20 and Over)

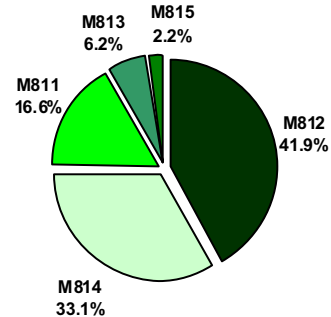
Number of Establishments

A total of 2,863 private education establishments with total employment of 20 and over were reported in 2008.

- Private secondary education (PSIC M812) covered the largest number of establishments with 1,200 (41.9%) schools nationwide.
- Private higher education (PSIC M814) with 949 establishments comprised 33.1 percent of the total.
- Private adult and other education (PSIC M815) had the least number of establishments, with only 62 (2.2%).

(Figure 1 shows the Percentage Distribution for Private Education Establishments with Total Employment of 20 and Over by Industry Group)

Figure 1 Percentage Distribution for Private Education Establishments with Total Employment of 20 and Over by Industry Group: 2008



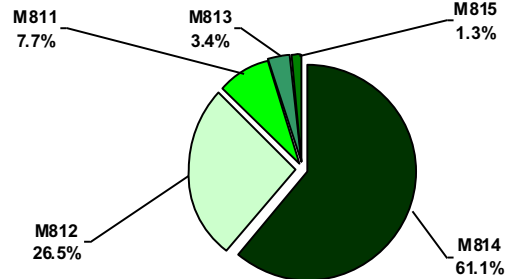
Employment

Private education sector with total employment of 20 and over provided employment to some 216,480 workers.

- Most of the employees, 132,155 (61.1%) were hired by private higher education (PSIC M814) establishments.
- Private adult and other education (PSIC M815) establishments accounted for only 2,742 (1.3%) of the total employment.

(Figure 2 shows the Employment for Private Education Establishments with Total Employment of 20 and Over by Industry Group)

Figure 2 Employment for Private Education Establishments with Total Employment of 20 and Over by Industry Group: 2008



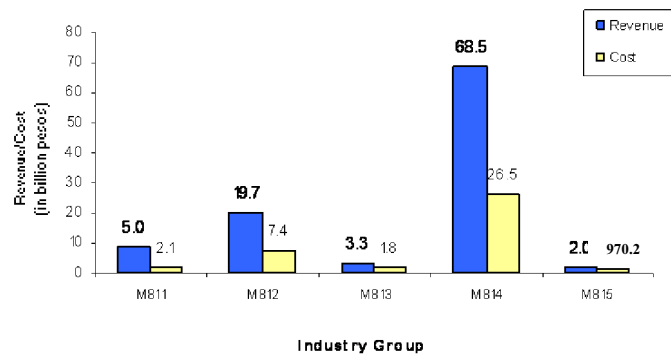
Revenue and Cost

Total revenue earned by private education establishments with total employment of 20 and over amounted to PhP98.5 billion in 2008. Excluding compensation, total cost spent to operate and maintain private education establishments reached PhP38.7 billion.

- Private higher education (PSIC M814) establishments contributed the largest share of revenue at PhP68.5 billion (69.5%) while the lowest share was generated by private adult and other education establishments (PSIC M815) with only PhP2.0 billion (2.0%) of the total revenue.
- The biggest spender was private higher education (PSIC M814) with PhP26.5 billion (68.5%) while the lowest was incurred by private adult and other education (PSIC M815) at PhP970.2 million (2.6%).

(Figure 3 shows the Revenue and Cost for Private Education Establishments with Total Employment of 20 and Over by Industry Group)

Figure 3 Revenue and Cost for Private Education Establishments with Total Employment of 20 and Over by Industry Group: 2008



M811 – Private elementary education
M812 – Private secondary education
M813 – Private technical and vocational post secondary non-degree education

M814 – Private higher education
M815 – Private adult and other education

Summary Statistics for Private Education Establishments with Total Employment of 20 and Over
by Industry Group: Philippines, 2008

(Value in thousand pesos. Details may not add-up to total due to rounding)

1994 PSIC Code	Industry Description	Number of Establishments	Employment as of November 15			Total Compensation
			Total	Paid Employees	Unpaid Workers	
			(1)	(2)	(3)	
	Private Education Services	2,863	216,480	213,245	3,235	44,351,563
811	Private elementary education	474	16,722	16,228	494	2,266,635
812	Private secondary education	1,200	57,423	56,645	778	10,026,520
813	Private technical and vocational post-secondary non-degree education	178	7,437	7,272	165	970,248
814	Private higher education	949	132,155	130,395	1,760	30,501,748
815	Private adult and other education	62	2,742	2,705	37	586,412

1994 PSIC Code	Industry Description	Total Revenue	Total Cost	Gross Addition to Fixed Assets	Change in Inventories	Value Added	Subsidies
		(6)	(7)	(8)	(9)	(10)	(11)
	Private Education Services	98,505,891	38,726,109	9,783,252	32,750	69,467,724	605,461
811	Private elementary education	4,987,814	2,055,469	226,986	19,482	3,404,734	15,347
812	Private secondary education	19,720,836	7,388,508	1,526,714	(6,608)	14,224,821	354,663
813	Private technical and vocational post-secondary non-degree education	3,301,828	1,777,324	152,373	(173)	1,822,296	8,247
814	Private higher education	68,494,345	26,534,628	7,781,760	21,571	48,846,612	183,922
815	Private adult and other education	2,001,069	970,181	95,419	(1,522)	1,169,260	43,283

Source: 2008 Annual Survey of Philippine Business and Industry (Preliminary Results)
National Statistics Office



Support the 2009 Annual Survey of Philippine Business and Industry
2009 Survey on Information and Communication Technology
2009 Survey of Tourism Establishments in the Philippines
Providing Statistics for a Globally Competitive Economy



www.census.gov.ph

Industry and Trade Statistics Department
Tel No.:(02) 7156505; Telefax: (02) 7137071
E-mail:E.Deguzman@census.gov.ph