

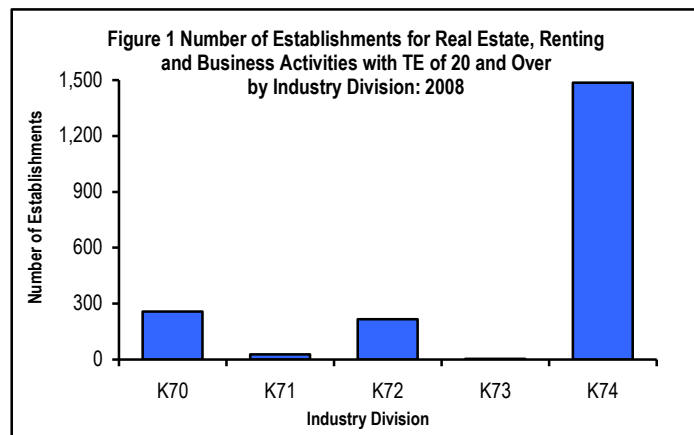
## REAL ESTATE, RENTING AND BUSINESS ACTIVITIES SECTOR (Total Employment of 20 and Over)

### Number of Establishments

A total of 1,992 establishments were engaged in Real Estate, Renting and Business activities in 2008. The sector is dominated by the following industries in terms of number of establishments;

- Miscellaneous business activities (PSIC K74) comprised almost three-fourths of the total or 1,487 establishments.
- Real estate activities (PSIC K70) far followed with 257 (12.9%) establishments.
- Computer and related activities (PSIC K72) had 216 (10.8%) establishments.

(Figure 1 shows the Number of Establishments for Real Estate, Renting and Business Activities with TE of 20 and Over by Industry Division)

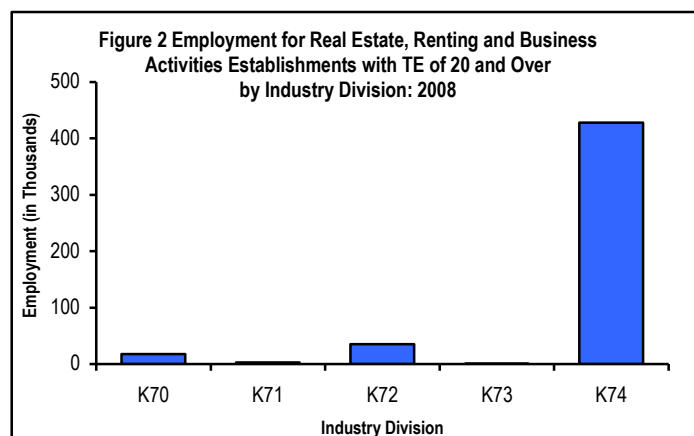


### Employment

In 2008, the sector employed a total workforce of 483,868 workers. The industries that employed the most were the following;

- Miscellaneous Business Activities (PSIC K74) employed 428,008 (88.5%) workers.
- Computer and Related Activities (PSIC K72) hired 34,911 (7.2%) workers.
- Real estate activities (PSIC K70) employed 17,748 (3.7%) workers.

(Figure 2 shows Employment for Real Estate, Renting and Business Activities Establishments with TE of 20 and Over by Industry Division)

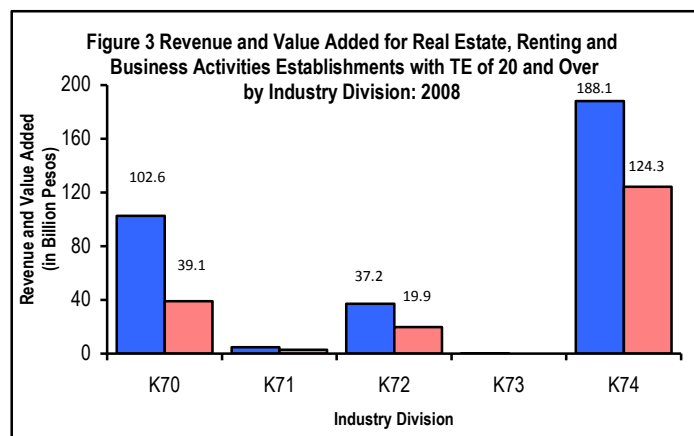


### Revenue and Value Added

Total revenue realized by the sector reached PhP333.0 billion in 2008. Total value added generated reached PhP186.2 billion. The top revenue and value added generators were the following;

- Miscellaneous Business Activities (PSIC K74) was the top earning industry for the sector with PhP188.1 billion (56.5%). Value added amounted to PhP124.3 billion (66.8%).
- Real Estate Activities (PSIC K70) earned PhP102.6 billion (30.8%) with value added of PhP39.1 billion (21.0%).
- Computer and Related Activities (PSIC K72) had PhP37.2 billion (11.2%) revenue and value added of PhP19.9 billion (10.7%).

(Figure 3 shows Revenue and Value Added for Real Estate, Renting and Business Activities with TE of 20 and Over by Industry Division)



**K70** - Real estate activities

**K71** - Renting of Machinery and Equipment without Operator; Personal and Household Goods

**K72** - Computer and related activities

**K73** - Research and development

**K74** - Miscellaneous business activities

**Table 1 Summary Statistics for Real Estate, Renting and Business Activities Establishments with Total Employment of 20 and Over by Industry Sub-Class: Philippines, 2008**

(Value in thousand pesos. Details may not add-up to total due to rounding)

1994 PSIC Code	Industry Description	Number of Establishments	Employment as of November 15		Total Compensation	Total Revenue
			Total	Paid Employees		
			(1)	(2)		
<b>K</b>	<b>REAL ESTATE, RENTING AND BUSINESS ACTIVITIES</b>	<b>1,992</b>	<b>483,868</b>	<b>483,102</b>	<b>113,729,281</b>	<b>332,983,930</b>
<b>K70</b>	<b>REAL ESTATE ACTIVITIES</b>	<b>257</b>	<b>17,748</b>	<b>17,648</b>	<b>4,660,236</b>	<b>102,552,630</b>
	<b>RENTING OF MACHINERY AND EQUIPMENT WITHOUT OPERATOR; PERSONAL AND HOUSEHOLD GOODS</b>					
<b>K71</b>		<b>28</b>	<b>2,843</b>	<b>2,836</b>	<b>412,558</b>	<b>4,879,655</b>
<b>K72</b>	<b>COMPUTER AND RELATED ACTIVITIES</b>	<b>216</b>	<b>34,911</b>	<b>34,840</b>	<b>15,053,931</b>	<b>37,161,745</b>
<b>K722</b>	SOFTWARE CONSULTANCY AND SUPPLY	159	19,772	19,719	10,767,205	26,389,020
<b>K73</b>	<b>RESEARCH AND DEVELOPMENT</b>	<b>4</b>	<b>358</b>	<b>358</b>	<b>53,499</b>	<b>327,220</b>
<b>K74</b>	<b>MISCELLANEOUS BUSINESS ACTIVITIES</b>	<b>1,487</b>	<b>428,008</b>	<b>427,420</b>	<b>93,549,057</b>	<b>188,062,679</b>
<b>K749</b>	BUSINESS ACTIVITIES, N.E.C.	1,114	372,938	372,500	71,796,636	125,152,519
<b>K74920</b>	INVESTIGATION AND SECURITY ACTIVITIES	456	108,097	107,975	9,987,093	12,630,320
<b>K74996</b>	CALL CENTER ACTIVITIES	219	149,906	149,722	46,966,042	89,480,226

1994 PSIC Code	Industry Description	Total Cost	Value Added	Gross Addition to Fixed Assets	Change in Inventories	Subsidies
		(6)	(7)	(8)	(9)	(10)
<b>K</b>	<b>REAL ESTATE, RENTING AND BUSINESS ACTIVITIES</b>	<b>178,890,598</b>	<b>186,193,517</b>	<b>7,733,634</b>	<b>8,757,661</b>	<b>470,681</b>
<b>K70</b>	<b>REAL ESTATE ACTIVITIES</b>	<b>82,000,525</b>	<b>39,137,644</b>	<b>-8,971,894</b>	<b>8,308,761</b>	<b>304,255</b>
	<b>RENTING OF MACHINERY AND EQUIPMENT WITHOUT OPERATOR; PERSONAL AND HOUSEHOLD GOODS</b>					
<b>K71</b>		<b>3,548,650</b>	<b>2,803,117</b>	<b>1,771,449</b>	<b>119,594</b>	<b>-</b>
<b>K72</b>	<b>COMPUTER AND RELATED ACTIVITIES</b>	<b>19,200,283</b>	<b>19,880,248</b>	<b>1,773,800</b>	<b>284,674</b>	<b>33,316</b>
<b>K722</b>	SOFTWARE CONSULTANCY AND SUPPLY	12,817,750	14,920,949	1,153,278	83,689	31,349
<b>K73</b>	<b>RESEARCH AND DEVELOPMENT</b>	<b>309,864</b>	<b>70,210</b>	<b>20,603</b>	<b>31,625</b>	<b>-</b>
<b>K74</b>	<b>MISCELLANEOUS BUSINESS ACTIVITIES</b>	<b>73,831,276</b>	<b>124,302,298</b>	<b>13,139,676</b>	<b>13,007</b>	<b>133,110</b>
<b>K749</b>	BUSINESS ACTIVITIES, N.E.C.	42,150,171	90,426,228	9,911,321	19,565	133,110
<b>K74920</b>	INVESTIGATION AND SECURITY ACTIVITIES	1,916,319	10,875,161	352,291	307	-
<b>K74996</b>	CALL CENTER ACTIVITIES	32,528,950	63,281,127	9,004,336	3,598	126,332

Source: 2008 Annual Survey of Philippine Business and Industry (Preliminary Results)  
National Statistics Office



**Support the 2009 Annual Survey of Philippine Business and Industry**  
**2009 Survey on Information and Communication Technology**  
**2009 Survey of Tourism Establishments in the Philippines**  
*Providing Statistics for a Globally Competitive Economy*



[www.census.gov.ph](http://www.census.gov.ph)

Industry and Trade Statistics Department  
 Tel No.: (02) 7156505; Telefax: (02) 7137071  
 E-mail: E.Deguzman@census.gov.ph