

ELECTRICITY, GAS & WATER SECTOR (Total Employment of 20 and Over)

Number of Establishments

The 2008 Annual Survey of Philippine Business and Industry covered 427 electricity, gas and water establishments with total employment of 20 and over. The number of establishments by industry are as follows:

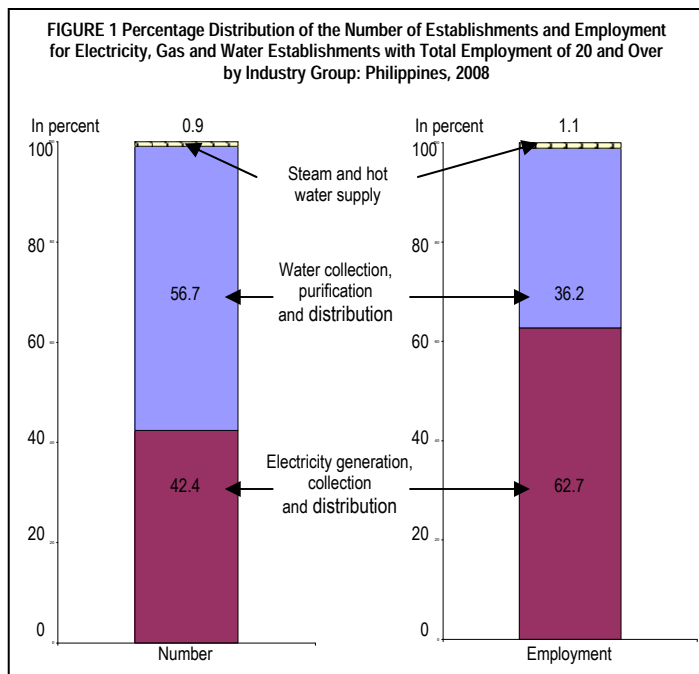
- Water collection, purification and distribution through a system of mains with 242 establishments (56.7%).
- Electricity generation, collection and distribution with 181 establishments (42.4%).
- Steam and hot water supply plants with 4 establishments (0.9%).

Employment

In 2008, employment in electricity, gas and water establishments with total employment of 20 and over reached about 59,181 workers. Employment by industry are:

- Electricity generation, collection and distribution had 37,096 workers (62.7%).
- Water collection, purification and distribution through a system of mains with 21,405 workers (36.2%).
- Steam and hot water supply plants with 680 workers (1.1%).

(Figure 1 shows the percentage distribution of the number of establishments and employment for electricity, gas and water establishments with total employment of 20 and over by industry group.)

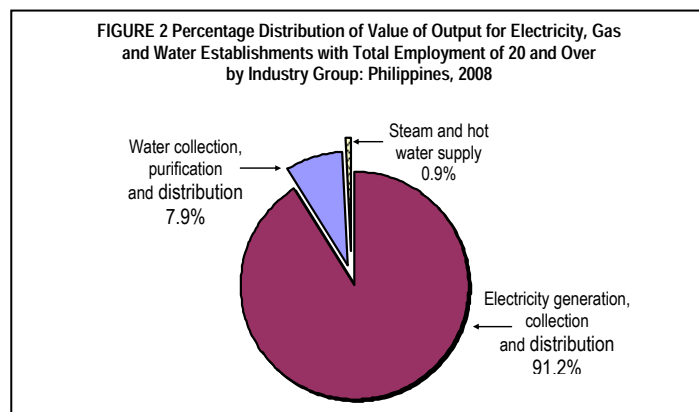


Value of Output

Value of output generated by electricity, gas and water establishments with total employment of 20 and over amounted to PhP406.6 billion. The value of output by industry are:

- Electricity generation, collection and distribution establishments with the highest output value amounting to PhP370.6 billion (91.2%).
- Water collection, purification and distribution through a system of mains with PhP32.3 billion (7.9%).
- Steam and hot water supply plants with the least value of PhP3.7 billion (0.9%).

(Figure 2 shows the percentage distribution of value of output for electricity, gas and water establishments with total employment of 20 and over by industry group.)



Gross Addition to Fixed Assets

Gross addition to fixed assets of electricity, gas and water establishments with total employment of 20 and over amounted to PhP18.0 billion. By industry groups, these are:

- Electricity generation, collection and distribution establishments with the highest gross addition of PhP11.8 billion (65.5%).
- Water collection, purification and distribution through a system of mains with PhP6.2 billion (34.5%).
- Steam and hot water supply plants with PhP65 thousand.

(Figure 3 shows the percentage distribution of gross addition to fixed assets for electricity, gas and water establishments with total employment of 20 and over by industry group.)

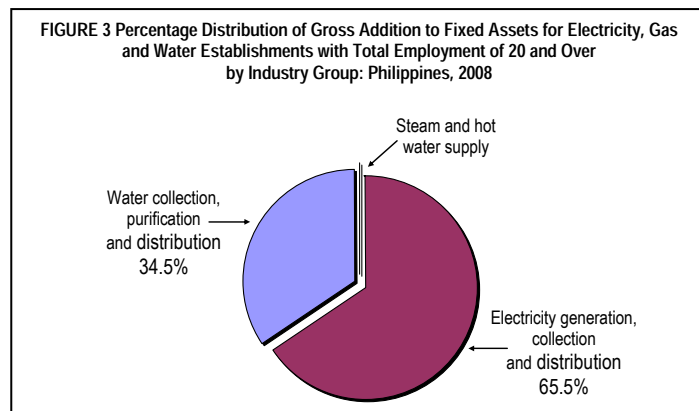


TABLE 1a Summary Statistics for Electricity, Gas and Water Establishments with Total Employment of 20 and Over by Industry Group: Philippines, 2008

(Value in thousand pesos. Details may not add-up to total due to rounding)

1994 PSIC Code	Industry Description	Number of Establishments	Employment as of November 15		Total Compensation	Total Revenue	Total Cost
			Total	Paid Employees			
			(1)	(2)			
E	Electricity, Gas and Water	427	59,181	59,181	23,307,104	460,584,031	381,004,478
E401	Generation, collection and distribution of electricity	181	37,096	37,096	16,981,826	422,106,636	359,153,219
E403	Steam and hot water supply	4	680	680	628,638	4,215,682	3,630,543
E410	Collection, purification and distribution of water	242	21,405	21,405	5,696,644	34,261,716	18,220,719

1994 PSIC Code	Industry Description	Value of Output	Intermediate Cost	Value Added	Gross Addition to Fixed Assets	Change in Inventories (End - Beg)	Subsidies
		(7)	(8)	(9)	(10)	(11)	(12)
E	Electricity, Gas and Water	406,621,879	298,099,761	83,569,063	17,962,345	750,116	2,037,101
E401	Generation, collection and distribution of electricity	370,612,040	289,665,955	61,325,596	11,772,694	613,625	2,005,311
E403	Steam and hot water supply	3,738,382	557,166	467,563	65	55,270	-
E410	Collection, purification and distribution of water	32,271,456	7,279,055	22,373,485	6,189,586	81,220	31,790

Source: 2008 Annual Survey of Philippine Business and Industry (Preliminary Results)
National Statistics Office

- zero



Support the 2009 Annual Survey of Philippine Business and Industry
2009 Survey on Information and Communication Technology
and
2009 Survey of Tourism Establishments in the Philippines
Providing Statistics for a Globally Competitive Economy



www.census.gov.ph

Industry and Trade Statistics Department
Tel No.: (02) 7156505; Telefax: (02) 7137071
E-mail: E.deGuzman@census.gov.ph