

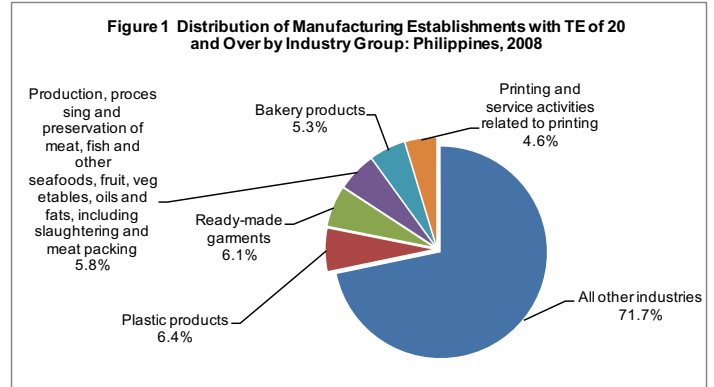
MANUFACTURING SECTOR (Total Employment of 20 and Over)

Number of Establishments

A total of 4,603 manufacturing establishments with total employment (TE) of 20 and over were covered in the 2008 Annual Survey of Philippine Business and Industry (ASPBI). In terms of the number of establishments, the sector was dominated by the following industries:

- Plastic products with 296 establishments (6.4%)
- Ready-made garments with 281 establishments (6.1%)
- Production, processing and preservation of meat, fish and other seafoods, fruit, vegetables, oils and fats, including slaughtering and meat packing with 267 establishments (5.8%)
- Bakery products with 244 establishments (5.3%)

(Figure 1 shows the Distribution of Manufacturing Establishments with Total Employment of 20 and Over by Industry Group)

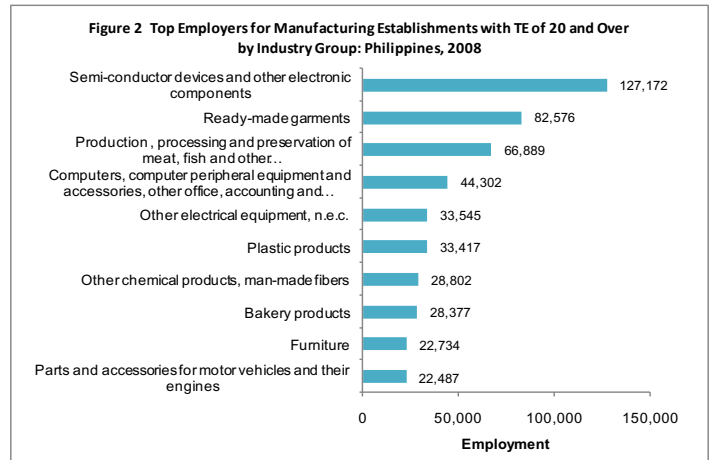


Employment

In 2008, manufacturing establishments with TE of 20 and over generated a total employment of 862,665. The top employers were:

- Semi-conductor devices and other electronic components employed a total of 127,172 workers (14.7%)
- Ready-made garments with 82,576 workers (9.6%)
- Production, processing and preservation of meat, fish and other seafoods, fruit, vegetables, oils and fats, including slaughtering and meat packing with 66,889 workers (7.8%)
- Computers, computer peripheral equipment and accessories, other office, accounting and computing machinery, n.e.c. with 44,302 workers (5.1%)

(Figure 2 shows the Top Employers for Manufacturing Establishments with Total Employment of 20 and Over by Industry Group)



Value of Output

Value of output of manufacturing establishments with TE of 20 and over was estimated at PhP3.1 trillion in 2008. The combined output value of the top ten industries comprised 61.7 percent of the total for the manufacturing sector. The top three grossers were:

- Refined petroleum and other fuel products, PhP460.5 billion (14.9%)
- Semi-conductor devices and other electronic components, PhP436.4 billion (14.1%)
- Production, processing and preservation of meat, fish and other seafoods, fruit, vegetables, oils and fats, including slaughtering and meat packing, PhP200.3 billion (6.5%)

(Figure 3 shows the Top Grossers in Value of Output for Manufacturing Establishments with Total Employment of 20 and Over by Industry Group)

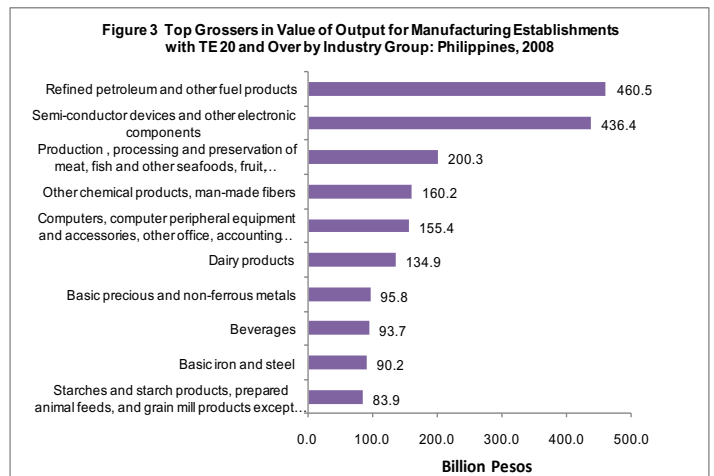


Table 1a Summary Statistics for Manufacturing Establishments with Total Employment of 20 and Over by Industry Group: Philippines, 2008

(Value in thousand pesos. Details may not add-up to total due to rounding and/or statistical disclosure control)

1994 PSIC Code	Industry Description	Number of Establishments	Employment as of November 15		Total Compensation	Total Revenue	Total Cost
			Total	Paid Employees			
			(1)	(2)			
D	PHILIPPINES	4,603	862,665	859,917	172,266,630	3,161,378,894	2,531,539,444
D151	Production, processing and preservation of meat, fish and other seafoods, fruit, vegetables, oils and fats, including slaughtering and meat packing	267	66,889	66,795	11,280,864	198,333,204	179,427,889
D152	Manufacture of dairy products	28	7,533	7,528	4,516,814	136,009,824	107,525,008
D153	Rice/corn milling	33	2,161	2,128	207,684	5,531,965	4,606,787
D154	Manufacture of starches and starch products, prepared animal feeds, and grain mill products except rice and corn milling	99	9,228	9,188	1,798,524	85,079,882	66,895,183
D155	Manufacture of beverages	78	14,014	13,889	4,804,596	94,352,726	71,400,245
D156	Manufacture of bakery products	244	28,377	28,254	4,951,972	58,976,743	47,363,523
D157	Manufacture of sugar	27	9,606	9,477	2,130,345	26,411,542	18,599,174
D158	Production of crude coconut oil, copra cake, meals and pellets	14	986	983	131,183	16,113,351	12,678,386
D159	Manufacture of other food products	139	15,308	15,226	2,514,134	44,250,684	37,614,715
D160	Manufacture of tobacco products	18	9,502	9,496	2,321,989	71,640,444	51,866,854
D171	Spinning, weaving and finishing textiles	58	6,157	6,145	842,450	8,430,635	7,246,952
D172	Manufacture of other textiles	79	9,047	9,018	1,288,620	9,566,638	7,508,616
D173	Manufacture of knitted and crocheted fabrics and articles	36	4,607	4,553	654,551	3,013,159	2,107,261
D174	Manufacture of embroidered fabrics	13	779	776	91,397	203,775	104,631
D181	Ready-made garments manufacturing	281	82,576	82,420	8,826,501	37,072,547	25,924,797
D182	Custom tailoring and dressmaking	24	2,412	2,405	169,320	441,582	277,482
D183	Manufacture of articles of fur	66	15,847	15,831	1,717,497	5,879,176	3,868,911
D189	Manufacture of wearing apparel, n.e.c.						
D191	Tanning and dressing of leather, manufacture of luggage and handbags	31	6,317	6,300	867,100	11,153,307	7,354,986
D192	Manufacture of footwear	67	7,211	7,171	599,714	3,729,452	3,075,748
D201	Manufacture of wood and wood products, except furniture	120	18,368	18,248	2,231,785	26,638,870	22,075,313
D202	Manufacture of products of bamboo, cane, rattan, and the like, and plaiting materials except furniture	18	821	806	61,464	591,269	485,940
D210	Manufacture of paper and paper products	148	17,271	17,213	3,037,499	50,728,283	44,515,403
D221	Publishing	72	8,042	8,016	2,052,987	13,961,377	9,544,048
D222	Printing and service activities related to printing	214	11,253	11,196	1,797,421	12,367,721	9,627,087
D223	Publishing and printing activities	3	160	160	32,780	132,489	98,005
D224	Reproduction of recorded media	S	S	S	S	S	S
D232	Manufacture of refined petroleum products	8	1,647	1,647	2,161,489	461,255,494	300,657,019
D233	Manufacture of other fuel products						
D241	Manufacture of basic chemicals	79	6,629	6,609	1,955,356	55,281,488	51,144,258
D242	Manufacture of other chemical products	193	28,802	28,766	11,129,172	160,455,123	133,049,912
D243	Manufacture of man-made fibers						
D251	Manufacture of rubber products	69	9,070	9,064	1,626,605	22,489,852	20,361,375
D252	Manufacture of plastic products	296	33,417	33,326	5,739,415	53,295,997	42,076,935
D261	Manufacture of glass and glass products	33	4,587	4,587	1,306,320	13,723,522	11,648,547
D262	Manufacture of cement	13	3,973	3,881	2,321,891	48,962,506	35,316,870
D269	Manufacture of non-metallic mineral products, n.e.c.	120	13,451	13,413	2,012,875	24,403,562	20,881,674
D271	Manufacture of basic iron and steel	124	14,262	14,253	3,215,074	90,718,111	84,465,483
D272	Manufacture of basic precious and non-ferrous metals	25	3,765	3,743	1,230,977	99,400,189	83,802,404
D273	Casting of metals	39	3,855	3,831	792,787	12,047,461	10,310,235
D281	Manufacture of structural metal products, tanks, reservoirs and steam generators	67	5,804	5,771	771,847	5,071,790	4,009,691
D289	Manufacture of other fabricated metal products; metal working service activities	213	22,547	22,454	3,697,210	45,777,350	39,228,259
D291	Manufacture of general purpose machinery	57	5,901	5,888	1,443,995	19,214,441	15,597,102
D292	Manufacture of special purpose machinery	75	10,119	10,065	1,778,227	21,714,813	15,315,234
D293	Manufacture of household appliances, n.e.c.	24	3,370	3,368	1,211,158	17,799,229	14,194,926
D294	Rebuilding or repairing of various kinds of machinery and equipment and associated parts/accessories	83	3,996	3,965	561,027	2,960,652	2,035,474
D301	Manufacture of office and accounting machinery	3	971	971	175,391	4,673,256	3,957,017
D302	Manufacture of computers, computer peripherals equipment and accessories	43	44,302	44,299	8,440,906	160,163,740	129,014,376
D309	Manufacture of other office, accounting and computing machinery, n.e.c.						
D311	Manufacture of electric motors, generators and transformers and electric generating sets						
D312	Manufacture of electricity distribution and control apparatus	14	1,215	1,215	395,289	2,808,754	2,240,158
D313	Manufacture of electricity distribution and control apparatus	18	4,052	4,050	1,070,969	42,762,766	33,715,490
D314	Manufacture of insulated wires and cables	34	7,529	7,513	1,215,914	32,447,094	22,873,905
D315	Manufacture of accumulators, primary cells and primary batteries	7	691	687	163,530	1,513,477	1,150,352
D319	Manufacture of lighting equipment and electric lamps	20	4,574	4,574	803,194	4,943,438	3,997,997
D322	Manufacture of other electrical equipment, n.e.c.	30	33,545	33,542	6,220,399	55,770,814	46,371,506
D323	Manufacture of semi-conductor devices and other electronic components	129	127,172	127,134	28,263,638	445,187,990	385,396,524
D324	Manufacture of apparatus for line telephony and line telegraphy	8	1,947	1,947	407,010	6,787,051	5,831,010
D324	Manufacture of television and radio transmitters, receivers, sound or video recording or reproducing apparatus, and associated goods	20	6,023	6,023	1,039,070	15,824,327	14,175,869

Table 1a Summary Statistics for Manufacturing Establishments with Total Employment of 20 and Over by Industry Group: Philippines, 2008 (Continued)

(Value in thousand pesos. Details may not add-up to total due to rounding and/or statistical disclosure control)

1994 PSIC Code	Industry Description	Number of Establishments	Employment as of November 15		Total Compensation	Total Revenue	Total Cost
			Total	Paid Employees			
		(1)	(2)	(3)	(4)	(5)	(6)
D331	Manufacture of medical appliances and instruments and appliances for measuring, checking, testing, navigating and other purposes, except optical instruments	31	3,464	3,436	601,150	6,356,866	4,500,027
D332	Manufacture of optical instruments and photographic equipment	26	11,005	10,993	1,953,949	22,598,763	18,275,208
D333	Manufacture of watches and clocks	4	3,490	3,490	731,731	1,389,564	585,951
D341	Manufacture of motor vehicles	14	4,938	4,910	2,317,565	96,260,549	83,056,839
D342	Manufacture of bodies (coachwork) for motor vehicles; manufacture of trailers and semi-trailers	18	1,105	1,087	117,951	1,647,774	1,348,641
D343	Manufacture of parts and accessories for motor vehicles and their engines	84	22,487	22,475	4,792,984	76,371,862	65,510,517
D351	Building and repairing of ships and boats	31	6,963	6,775	2,699,922	30,157,980	24,850,274
D353	Manufacture of aircraft and spacecraft	6	4,188	4,137	3,068,225	15,105,777	10,295,765
D359	Manufacture of transport equipment, n.e.c.	16	6,263	6,081	1,302,882	31,140,343	23,670,531
D360	Manufacture and repair of furniture	207	22,734	22,547	2,692,304	19,124,136	14,766,667
D371	Recycling of metal waste and scrap	3	125	125	19,419	822,720	534,785
D372	Recycling of non-metal waste and scrap	5	147	147	8,434	66,304	40,020
D391	Manufacture of jewelry and related articles	24	1,635	1,612	145,301	688,509	447,461
D392	Manufacture of musical instruments	S	S	S	S	S	S
D393	Manufacture of sports goods	12	3,810	3,803	638,074	3,933,859	3,229,996
D394	Manufacture of games and toys	15	2,215	2,202	265,614	1,690,760	1,268,459
D399	Other manufacturing, n.e.c.	82	6,292	6,182	809,661	5,869,890	4,483,530

Table 1a (Continued)

1994 PSIC Code	Industry Description	Value of Output	Intermediate Cost	Value Added	Gross Addition to Tangible Fixed Assets	Change in Inventories	Subsidies
		(7)	(8)	(9)	(10)	(11)	(12)
D	PHILIPPINES	3,095,874,268	2,027,533,273	816,462,528	105,643,657	69,049,025	1,761,936
D151	Production, processing and preservation of meat, fish and other seafoods, fruit, vegetables, oils and fats, including slaughtering and meat packing	200,305,747	142,268,419	41,080,035	5,688,791	15,562,539	56,941
D152	Manufacture of dairy products	134,940,450	69,394,244	37,420,506	3,688,860	6,769,301	189,143
D153	Rice/corn milling	3,889,349	2,742,752	1,005,322	124,814	(75,669)	-
D154	Manufacture of starches and starch products, prepared animal feeds, and grain mill products except rice and corn milling	83,898,137	56,461,689	23,241,908	711,153	3,486,654	-
D155	Manufacture of beverages	93,662,112	51,452,255	32,912,975	3,698,243	2,190,150	169,644
D156	Manufacture of bakery products	58,437,700	40,084,314	13,318,160	1,925,692	573,405	-
D157	Manufacture of sugar	26,581,392	10,346,448	12,505,227	2,616,116	1,427,833	-
D158	Production of crude coconut oil, copra cake, meals and pellets	15,550,299	12,183,953	3,022,796	53,046	(612,081)	1,380
D159	Manufacture of other food products	42,370,753	27,034,245	8,089,809	683,484	566,288	-
D160	Manufacture of tobacco products	73,564,982	30,992,056	35,365,147	903,548	(1,461,457)	-
D171	Spinning, weaving and finishing textiles	8,086,116	6,161,265	1,582,911	184,626	3,032	113,557
D172	Manufacture of other textiles	9,322,087	6,159,315	2,301,306	152,455	86,440	-
D173	Manufacture of knitted and crocheted fabrics and articles	2,926,174	1,625,240	1,084,054	49,355	121,922	8,863
D174	Manufacture of embroidered fabrics	197,282	84,092	99,587	61	(19,924)	-
D181	Ready-made garments manufacturing	37,710,289	21,949,330	12,710,481	1,074,028	731,037	1
D182	Custom tailoring and dressmaking	432,801	220,212	183,621	3,202	7,048	-
D183	Manufacture of articles of fur	5,783,735	2,820,234	2,172,279	142,680	(43,201)	-
D189	Manufacture of wearing apparel, n.e.c.						
D191	Tanning and dressing of leather, manufacture of luggage and handbags	11,144,299	6,126,375	4,246,762	244,798	354,998	-
D192	Manufacture of footwear	4,055,099	2,488,023	1,336,555	88,738	454,790	-
D201	Manufacture of wood and wood products, except furniture	26,476,573	19,704,839	5,243,889	438,358	(78,005)	-
D202	Manufacture of products of bamboo, cane, rattan, and the like, and plaiting materials except furniture	585,978	416,900	115,614	2,162	(1,271)	-
D210	Manufacture of paper and paper products	50,604,532	36,742,663	10,499,095	721,338	1,523,453	193,283
D221	Publishing	14,160,125	7,711,499	5,102,607	110,751	395,412	9,484
D222	Printing and service activities related to printing	12,336,786	7,462,840	3,671,635	379,058	242,898	89,351
D223	Publishing and printing activities	134,439	89,613	38,150	-	1,692	-
D224	Reproduction of recorded media	S	S	S	S	S	S
D232	Manufacture of refined petroleum products	460,497,837	277,424,111	174,565,764	1,761,666	(344,089)	-
D233	Manufacture of other fuel products						
D241	Manufacture of basic chemicals	55,271,034	42,596,145	8,930,622	4,066,646	1,875,651	6,902
D242	Manufacture of other chemical products	160,176,534	93,376,163	37,995,017	3,673,213	6,683,404	39,816
D243	Manufacture of man-made fibers						
D251	Manufacture of rubber products	22,502,289	14,831,944	4,899,211	1,105,759	1,286,236	-
D252	Manufacture of plastic products	53,549,745	35,760,375	14,924,998	1,590,904	1,273,453	37,804

Table 1a Summary Statistics for Manufacturing Establishments with Total Employment of 20 and Over by Industry Group: Philippines, 2008 (Concluded)

(Value in thousand pesos. Details may not add-up to total due to rounding and/or statistical disclosure control)

1994 PSIC Code	Industry Description	Value of Output	Intermediate Cost	Value Added	Gross Addition to Tangible Fixed Assets	Change in Inventories	Subsidies
		(7)	(8)	(9)	(10)	(11)	(12)
D261	Manufacture of glass and glass products	13,440,767	7,516,266	3,667,057	553,461	309,000	15,061
D262	Manufacture of cement	48,663,151	23,739,180	19,958,007	2,807,706	2,120,343	-
D269	Manufacture of non-metallic mineral products, n.e.c.	24,534,431	17,980,225	5,535,516	762,745	951,157	-
D271	Manufacture of basic iron and steel	90,170,047	69,179,708	17,883,716	4,869,958	6,951,637	234,000
D272	Manufacture of basic precious and non-ferrous metals	95,801,790	78,561,345	14,340,118	1,360,466	(2,907,382)	-
D273	Casting of metals	11,841,419	8,722,164	2,165,992	892,925	(109,889)	2,043
D281	Manufacture of structural metal products, tanks, reservoirs and steam generators	5,058,054	3,542,636	1,280,016	29,195	24,943	-
D289	Manufacture of other fabricated metal products; metal working service activities	46,171,372	33,332,124	10,642,584	1,702,215	2,423,697	0
D291	Manufacture of general purpose machinery	18,774,255	12,839,870	4,339,789	662,105	557,687	53
D292	Manufacture of special purpose machinery	20,917,698	13,158,899	7,112,879	529,308	65,310	-
D293	Manufacture of household appliances, n.e.c.	17,176,814	11,010,223	3,458,410	216,400	(24,973)	-
D294	Rebuilding or repairing of various kinds of machinery and equipment and associated parts/accessories	3,186,241	1,375,024	1,407,133	75,846	315,466	-
D301	Manufacture of office and accounting machinery	4,557,247	3,879,500	510,869	53,888	(241,789)	-
D302	Manufacture of computers, computer peripherals equipment and accessories	155,428,004	106,246,788	31,572,722	8,090,661	(1,116,382)	28,622
D309	Manufacture of other office, accounting and computing machinery, n.e.c.						
D311	Manufacture of electric motors, generators and transformers and electric generating sets						
D312	Manufacture of electricity distribution and control apparatus	2,773,906	1,936,292	586,246	82,909	(44,295)	-
D313	Manufacture of insulated wires and cables	42,839,792	27,520,780	10,189,069	426,726	(32,508)	-
D314	Manufacture of accumulators, primary cells and primary batteries	31,878,059	21,159,564	9,335,699	135,230	(85,038)	-
D315	Manufacture of lighting equipment and electric lamps	1,267,694	617,267	454,688	11,459	(22,712)	-
D319	Manufacture of other electrical equipment, n.e.c.	4,879,053	3,012,265	1,257,117	338,959	230,338	-
D322	Manufacture of semi-conductor devices and other electronic components	55,604,736	39,360,943	13,032,151	2,019,512	1,336,801	-
D323	Manufacture of apparatus for line telephony and line telegraphy	436,382,775	320,032,641	83,083,002	22,709,242	6,841,929	140,253
D324	Manufacture of apparatus for line telephony and line telegraphy	6,831,725	5,132,119	1,314,706	141,250	250,060	-
D324	Manufacture of television and radio transmitters, receivers, sound or video recording or reproducing apparatus, and associated goods	15,479,185	12,648,413	1,862,083	637,428	(31,253)	-
D331	Manufacture of medical appliances and instruments and appliances for measuring, checking, testing, navigating and other purposes, except optical instruments	6,424,436	3,799,114	2,209,104	181,249	224,613	-
D332	Manufacture of optical instruments and photographic equipment	22,373,889	15,520,860	4,931,988	1,507,893	(237,914)	-
D333	Manufacture of watches and clocks	1,373,130	470,536	854,693	41,242	21,503	-
D341	Manufacture of motor vehicles	58,699,053	35,513,587	18,625,312	539,962	3,853,251	313,199
D342	Manufacture of bodies (coachwork) for motor vehicles; manufacture of trailers and semi-trailers	1,409,496	857,935	223,810	9,930	65,876	-
D343	Manufacture of parts and accessories for motor vehicles and their engines	74,157,222	52,779,737	13,828,202	8,797,504	902,957	-
D351	Building and repairing of ships and boats	31,196,014	21,932,209	7,715,640	6,642,667	2,133,883	40,924
D353	Manufacture of aircraft and spacecraft	15,012,120	7,255,694	6,203,960	1,564,639	785,386	-
D359	Manufacture of transport equipment, n.e.c.	30,430,440	19,962,659	7,979,426	718,886	(306,987)	65,861
D360	Manufacture and repair of furniture	18,725,192	12,271,042	5,164,606	187,574	225,940	5,749
D371	Recycling of metal waste and scrap	785,203	462,015	256,559	150,392	(13,906)	-
D372	Recycling of non-metal waste and scrap	65,763	32,099	27,745	2,203	647	-
D391	Manufacture of jewelry and related articles	687,136	326,913	282,574	6,306	22,197	-
D392	Manufacture of musical instruments	S	S	S	S	S	S
D393	Manufacture of sports goods	3,984,869	2,677,322	1,000,354	74,014	186,312	-
D394	Manufacture of games and toys	1,699,519	1,077,386	522,172	26,905	16,540	-
D399	Other manufacturing, n.e.c.	5,949,046	3,343,803	1,946,334	198,877	418,582	-

S suppressed data to avoid disclosure of individual establishment's data

} combined data of two or more industries

- zero

Source: 2008 Annual Survey of Philippine Business and Industry (Preliminary Results)
National Statistics Office

Support the 2009 Annual Survey of Philippine Business and Industry
2009 Survey on Information and Communication Technology
2009 Survey of Tourism Establishments in the Philippines
Providing Statistics for a Globally Competitive Economy

www.census.gov.ph

Industry and Trade Statistics Department
Tel No.: (02) 7156505; Telefax: (02) 7137071
E-mail: E.Deguzman@census.gov.ph