

MONTHLY REPORT OF DISBURSEMENTS
For the month of June 2021

Department : National Economic and Development Authority (NEDA)
Agency : Philippine Statistics Authority
Operating Unit : Central Office
Organization Code (UACS) : 24 008 0100000
Fund Cluster : 01 - Regular Agency Fund

Particulars (1)	CURRENT YEAR'S BUDGET					PRIOR YEAR'S BUDGET				
	PS (2)	MOOE (3)	FinEx (4)	CO (5)	TOTAL 6=(2+3+4+5)	PRIOR YEAR'S ACCOUNTS PAYABLE				Sub-Total 11=(7+8+9+10)
						PS (7)	MOOE (8)	FinEx (9)	CO (10)	
CASH DISBURSEMENTS	46,274,967.25	80,290,258.15	-	5,731,444.61	132,296,670.01	-	12,502,967.99	-	67,614,743.24	80,117,711.23
Notice of Cash Allocations	46,274,967.25	80,290,258.15	-	5,731,444.61	132,296,670.01	-	12,502,967.99	-	67,614,743.24	80,117,711.23
MDS Checks Issued	1,966,873.82	46,524,855.47	-	-	48,491,729.29	-	3,717,817.50	-	63,807,970.92	67,525,788.42
Advice to Debit Account	44,308,093.43	33,765,402.68	-	5,731,444.61	83,804,940.72	-	8,785,150.49	-	3,806,772.32	12,591,922.81
Notice of Transfer Allocations (NTA)										
MDS Checks Issued										
Advice to Debit Account										
Working Fund for FAPS										
Cash Disbursement Ceiling (CDC)										
TOTAL CASH DISBURSEMENTS	46,274,967.25	80,290,258.15	-	5,731,444.61	132,296,670.01	-	12,502,967.99	-	67,614,743.24	80,117,711.23
NON-CASH DISBURSEMENTS	2,815,775.12	981,701.05	-	-	3,797,476.17	-	-	-	-	-
Tax Remittance Advices Issued (TRA)	2,815,775.12	981,701.05	-	-	3,797,476.17	-	-	-	-	-
Non-Cash Availment Authority (NCAA)										
Disbursements effected through outright deductions from claims										
Overpayment of expenses										
Restitution for loss of government property										
Liquidated damages and similar claims										
Others (TEF,BTr-Documentary Stamp Tax, etc.)										
TOTAL NON-CASH DISBURSEMENTS	2,815,775.12	981,701.05	-	-	3,797,476.17	-	-	-	-	-
GRAND TOTAL	49,090,742.37	81,271,959.20	-	5,731,444.61	136,094,146.18	-	12,502,967.99	-	67,614,743.24	80,117,711.23


SUMMARY

Particulars (1)	Previous Report (2)	Current Month (3)	As of Date (4)
Total Disbursement Authorities Received	2,203,637,164.39	591,466,476.17	2,795,103,640.56
NCA	2,086,828,000.00	587,669,000.00	2,674,497,000.00
NTA	-	-	-
Working Fund	-	-	-
TRA	116,809,164.39	3,797,476.17	120,606,640.56
CDC	-	-	-
NCAA	-	-	-
Less: Notice of Transfer Allocation (NTA) issued*	1,387,476,777.18	375,254,949.43	1,762,731,726.61
Total Disbursements Authorities Available	816,160,387.21	216,211,526.74	1,032,371,913.95
Less:	-	-	-
Lapsed NCA	2,356.64	1,262.67	3,619.31
Disbursements	816,156,437.23	216,211,857.41	1,032,368,294.64
Less: Other Non-Cash Disbursements	-	-	-
Disbursements effected through outright deductions from claims	-	-	-
Others (TEF,BTr-Documentary Stamp Tax, etc.)	-	-	-
Add/Less: Adjustments (e.g. cancelled/staled checks)	-	-	-
Balance of Disbursements Authorities to date	1,593.34	(1,593.34)	(0.00)
Total Disbursements Program	816,160,387.21	216,211,526.74	1,032,371,913.95
Less: Actual Disbursements	816,156,437.23	216,211,857.41	1,032,368,294.64
(Over)/Under spending	3,949.98	(330.67)	3,619.31

Department : National Economic and Development Authority (NEDA)
 Agency : Philippine Statistics Authority
 Operating Unit : Central Office
 Organization Code (UACS) : 24 008 0100000
 Fund Cluster : 01 - Regular Agency Fund

Particulars (1)	PRIOR YEAR'S BUDGET					SUB-TOTAL 17=(11+16)	TRUST LIABILITIES				GRAND TOTAL					Remarks (28)				
	CURRENT YEARS ACCOUNTS PAYABLE						PS (12)	MOOE (13)	CO (14)	TOTAL (15)	PS (19)	MOOE (20)	CO (21)	TOTAL (19+20+21)	PS (23)		MOOE (24)	FinEx (25)	CO (26)	TOTAL (23+24+25+26)
	PS	MOOE	FinEx	CO	Sub-Total (12+13+14+15)															
CASH DISBURSEMENTS	-	-	-	-	-	80,117,711.23	212,414,381.24	-	-	-	-	-	46,274,967.25	92,793,226.14	-	73,346,187.85	212,414,381.24			
Notice of Cash Allocations	-	-	-	-	-	80,117,711.23	212,414,381.24	-	-	-	-	-	46,274,967.25	92,793,226.14	-	73,346,187.85	212,414,381.24			
MDS Checks Issued	-	-	-	-	-	67,525,788.42	116,017,517.71	-	-	-	-	-	1,966,873.82	50,242,672.97	-	63,807,970.92	116,017,517.71			
Advice to Debit Account	-	-	-	-	-	12,591,922.81	96,396,863.53	-	-	-	-	-	44,308,093.43	42,550,553.17	-	9,538,216.93	96,396,863.53			
Notice of Transfer Allocations (NTA)	-	-	-	-	-	-	-	-	-	-	-	-	-	-	-	-	-			
MDS Checks Issued	-	-	-	-	-	-	-	-	-	-	-	-	-	-	-	-	-			
Advice to Debit Account	-	-	-	-	-	-	-	-	-	-	-	-	-	-	-	-	-			
Working Fund for FAPS	-	-	-	-	-	-	-	-	-	-	-	-	-	-	-	-	-			
Cash Disbursement Ceiling (CDC)	-	-	-	-	-	-	-	-	-	-	-	-	-	-	-	-	-			
TOTAL CASH DISBURSEMENTS	-	-	-	-	-	80,117,711.23	212,414,381.24	-	-	-	-	-	46,274,967.25	92,793,226.14	-	73,346,187.85	212,414,381.24			
NON-CASH DISBURSEMENTS	-	-	-	-	-	-	3,797,476.17	-	-	-	-	-	2,815,775.12	981,701.05	-	-	3,797,476.17			
Tax Remittance Advices Issued (TRA)	-	-	-	-	-	-	3,797,476.17	-	-	-	-	-	2,815,775.12	981,701.05	-	-	3,797,476.17			
Non-Cash Availment Authority (NCAA)	-	-	-	-	-	-	-	-	-	-	-	-	-	-	-	-	-			
Disbursements effected through outright deductions from claims	-	-	-	-	-	-	-	-	-	-	-	-	-	-	-	-	-			
Overpayment of expenses	-	-	-	-	-	-	-	-	-	-	-	-	-	-	-	-	-			
Restitution for loss of government property	-	-	-	-	-	-	-	-	-	-	-	-	-	-	-	-	-			
Liquidated damages and similar claims	-	-	-	-	-	-	-	-	-	-	-	-	-	-	-	-	-			
Others (TEF,BTR-Documentary Stamp Tax, etc.)	-	-	-	-	-	-	-	-	-	-	-	-	-	-	-	-	-			
TOTAL NON-CASH DISBURSEMENTS	-	-	-	-	-	-	3,797,476.17	-	-	-	-	-	2,815,775.12	981,701.05	-	-	3,797,476.17			
GRAND TOTAL	-	-	-	-	-	80,117,711.23	216,211,857.41	-	-	-	-	-	49,090,742.37	93,774,927.19	-	73,346,187.85	216,211,857.41			


Certified Correct:


 MARIA CELESTE D.L. BALANZA
 Accounting Division
 Officer-in-Charge

Recommending Approval:


 SOCRATES L. RAMORES
 Assistant National Statistician
 Finance and Administrative Services

Approved by:


ROSALINDA P. BAUTISTA
 Assistant Secretary
 CLAIRE DENNIS S. MAPA, Ph.D.
 Undersecretary
 National Statistician and Civil Registrar General

MONTHLY REPORT OF DISBURSEMENTS
For the month of June 2021

Department : National Economic and Development Authority (NEDA)
Agency : Philippine Statistics Authority
Operating Unit : Consolidated Regional Statistical Services Office
Organization Code (UACS) : 24 008 0100000
Fund Cluster : 01 - Regular Agency Fund

Particulars (1)	CURRENT YEAR'S BUDGET					PRIOR YEAR'S BUDGET				
	PS (2)	MOOE (3)	FinEx (4)	CO (5)	TOTAL 6=(2+3+4+5)	PRIOR YEAR'S ACCOUNTS PAYABLE				
						PS (7)	MOOE (8)	FinEx (9)	CO (10)	Sub-Total 11=(7+8+9+10)
CASH DISBURSEMENTS	102,356,877.90	499,647,576.36	400.00	11,115,000.00	613,119,854.26	-	2,602.80	-	-	2,602.80
Notice of Cash Allocations	100,817,865.41	482,059,590.15	400.00	11,115,000.00	593,992,855.56	-	2,602.80	-	-	2,602.80
MDS Checks Issued	18,392,058.32	81,707,591.09	400.00	11,115,000.00	111,215,049.41	-	-	-	-	-
Advice to Debit Account	82,425,807.09	400,351,999.06	-	-	482,777,806.15	-	2,602.80	-	-	2,602.80
Notice of Transfer Allocations (NTA)	1,539,012.49	17,587,986.21	-	-	19,126,998.70	-	-	-	-	-
MDS Checks Issued	1,043,109.92	13,115,171.92	-	-	14,158,281.84	-	-	-	-	-
Advice to Debit Account	495,902.57	4,472,814.29	-	-	4,968,716.86	-	-	-	-	-
Working Fund for FAPS	-	-	-	-	-	-	-	-	-	-
Cash Disbursement Ceiling (CDC)	-	-	-	-	-	-	-	-	-	-
TOTAL CASH DISBURSEMENTS	102,356,877.90	499,647,576.36	400.00	11,115,000.00	613,119,854.26	-	2,602.80	-	-	2,602.80
NON-CASH DISBURSEMENTS	4,838,596.46	8,159,172.92	-	-	12,997,769.38	-	1,157.15	-	-	1,157.15
Tax Remittance Advices Issued (TRA)	4,838,596.46	8,159,172.92	-	-	12,997,769.38	-	1,157.15	-	-	1,157.15
Non-Cash Availment Authority (NCAA)	-	-	-	-	-	-	-	-	-	-
Disbursements effected through outright deductions from claims	-	-	-	-	-	-	-	-	-	-
Overpayment of expenses	-	-	-	-	-	-	-	-	-	-
Restitution for loss of government property	-	-	-	-	-	-	-	-	-	-
Liquidated damages and similar claims	-	-	-	-	-	-	-	-	-	-
Others (TEF,BTr-Documentary Stamp Tax, etc.)	-	-	-	-	-	-	-	-	-	-
TOTAL NON-CASH DISBURSEMENTS	4,838,596.46	8,159,172.92	-	-	12,997,769.38	-	1,157.15	-	-	1,157.15
GRAND TOTAL	107,195,474.36	507,806,749.28	400.00	11,115,000.00	626,117,623.64	-	3,759.95	-	-	3,759.95

SUMMARY

Particulars (1)	Previous Report (2)	Current Month (3)	As of Date (4)
Total Disbursement Authorities Received	2,237,970,339.90	535,385,115.48	2,773,355,455.38
NCA	679,286,000.00	114,506,000.00	793,792,000.00
NTA	1,470,199,561.96	407,858,982.15	1,878,058,544.11
Working Fund	-	-	-
TRA	88,484,777.94	13,020,133.33	101,504,911.28
CDC	-	-	-
NCAA	-	-	-
Less: Notice of Transfer Allocation (NTA) issued*	82,722,784.78	32,604,032.72	115,326,817.50
Total Disbursements Authorities Available	2,155,247,555.12	502,781,082.76	2,658,028,637.88
Less:	-	-	-
Lapsed NCA	104,904.36	2,567,738.39	2,672,642.75
Disbursements	2,004,996,488.08	632,337,793.52	2,637,334,281.61
Less: Other Non-Cash Disbursements	-	-	-
Disbursements effected through outright deductions from claims	-	-	-
Overpayment of expenses	-	-	-
Restitution for loss of government property	-	-	-
Liquidated damages and similar claims	-	-	-
Others (TEF,BTr-Documentary Stamp Tax, etc.)	-	-	-
Add/Less: Adjustments (e.g. cancelled/staled checks)	61,349.10	-	61,349.10
Balance of Disbursements Authorities to date	150,207,511.78	(132,124,449.15)	18,083,062.63
Total Disbursements Program	2,155,308,904.22	502,781,082.76	2,658,089,986.98
Less: Actual Disbursements	2,004,996,488.08	632,337,793.52	2,637,334,281.61
(Over)/Under spending	150,312,416.14	(129,556,710.76)	20,755,705.38


Department : National Economic and Development Authority (NEDA)
 Agency : Philippine Statistics Authority
 Operating Unit : Consolidated Regional Statistical Services Office
 Organization Code (UACS) : 24 008 0100000
 Fund Cluster : 01 - Regular Agency Fund

Particulars (1)	PRIOR YEAR'S BUDGET						SUB-TOTAL 18=(6+17)	TRUST LIABILITIES				GRAND TOTAL					Remarks (28)
	CURRENT YEARS ACCOUNTS PAYABLE					TOTAL 17=(11+16)		PS (19)	MOOE (20)	CO (21)	TOTAL =(19+20+21)	PS (23)	MOOE (24)	FinEx (25)	CO (26)	TOTAL 27=(23+24+25+26)	
	PS (12)	MOOE (13)	FinEx (14)	CO (15)	Sub-Total 6=(12+13+14+15)												
CASH DISBURSEMENTS	-	6,195,203.13	-	-	6,195,203.13	6,197,805.93	619,317,660.19	-	-	-	-	102,356,877.90	505,845,382.29	400.00	11,115,000.00	619,317,660.19	
Notice of Cash Allocations	-	5,814,008.51	-	-	5,814,008.51	5,816,611.31	599,809,466.87	-	-	-	-	100,817,865.41	487,876,201.46	400.00	11,115,000.00	599,809,466.87	
MDS Checks Issued	-	5,193,516.00	-	-	5,193,516.00	5,193,516.00	116,408,565.41	-	-	-	-	18,392,058.32	86,901,107.09	400.00	11,115,000.00	116,408,565.41	
Advice to Debit Account	-	620,492.51	-	-	620,492.51	623,095.31	483,400,901.46	-	-	-	-	82,425,807.09	400,975,094.37	-	-	483,400,901.46	
Notice of Transfer Allocations (NTA)	-	381,194.62	-	-	381,194.62	381,194.62	19,508,193.32	-	-	-	-	1,539,012.49	17,969,180.83	-	-	19,508,193.32	
MDS Checks Issued	-	226,781.68	-	-	226,781.68	226,781.68	14,385,063.52	-	-	-	-	1,043,109.92	13,341,953.60	-	-	14,385,063.52	
Advice to Debit Account	-	154,412.94	-	-	154,412.94	154,412.94	5,123,129.80	-	-	-	-	495,902.57	4,627,227.23	-	-	5,123,129.80	
Working Fund for FAPS	-	-	-	-	-	-	-	-	-	-	-	-	-	-	-	-	
Cash Disbursement Ceiling (CDC)	-	-	-	-	-	-	-	-	-	-	-	-	-	-	-	-	
TOTAL CASH DISBURSEMENTS	-	6,195,203.13	-	-	6,195,203.13	6,197,805.93	619,317,660.19	-	-	-	-	102,356,877.90	505,845,382.29	400.00	11,115,000.00	619,317,660.19	
NON-CASH DISBURSEMENTS	-	21,206.80	-	-	21,206.80	22,363.95	13,020,133.33	-	-	-	-	4,838,596.46	8,181,536.87	-	-	13,020,133.33	
Tax Remittance Advices Issued (TRA)	-	21,206.80	-	-	21,206.80	22,363.95	13,020,133.33	-	-	-	-	4,838,596.46	8,181,536.87	-	-	13,020,133.33	
Non-Cash Availment Authority (NCAA)	-	-	-	-	-	-	-	-	-	-	-	-	-	-	-	-	
Disbursements effected through outright deductions from claims	-	-	-	-	-	-	-	-	-	-	-	-	-	-	-	-	
Overpayment of expenses	-	-	-	-	-	-	-	-	-	-	-	-	-	-	-	-	
Restitution for loss of government property	-	-	-	-	-	-	-	-	-	-	-	-	-	-	-	-	
Liquidated damages and similar claims	-	-	-	-	-	-	-	-	-	-	-	-	-	-	-	-	
Others (TEF, BTr-Documentary Stamp Tax, etc.)	-	-	-	-	-	-	-	-	-	-	-	-	-	-	-	-	
TOTAL NON-CASH DISBURSEMENTS	-	21,206.80	-	-	21,206.80	22,363.95	13,020,133.33	-	-	-	-	4,838,596.46	8,181,536.87	-	-	13,020,133.33	
GRAND TOTAL	-	6,216,409.93	-	-	6,216,409.93	6,220,169.88	632,337,793.52	-	-	-	-	107,195,474.36	514,026,919.16	400.00	11,115,000.00	632,337,793.52	

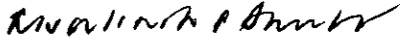
Certified Correct:


MARIA CELESTE D.L. BALANZA
 Accounting Division
 Officer-in-Charge

Recommending Approval:


SOCRATES L. RAMORES
 Assistant National Statistician
 Finance and Administrative Services

Approved by:


ROSALINDA P. BAUTISTA
 Assistant Secretary
 CLARE DENNIS S. MAPA, Ph.D.
 Undersecretary
 National Statistician and Civil Registrar General

MONTHLY REPORT OF DISBURSEMENTS
For the month of June 2021

Department : National Economic and Development Authority (NEDA)
Agency : Philippine Statistics Authority
Operating Unit : All
Organization Code (UACS) : 24 008 0100000
Fund Cluster : 01 - Regular Agency Fund

Particulars (1)	CURRENT YEAR'S BUDGET					PRIOR YEAR'S BUDGET				
	PS	MOOE	FinEx	CO	TOTAL	PRIOR YEAR'S ACCOUNTS PAYABLE				
	(2)	(3)	(4)	(5)	6=(2+3+4+5)	PS (7)	MOOE (8)	FinEx (9)	CO (10)	Sub-Total 11=(7+8+9+10)
CASH DISBURSEMENTS	148,631,845.15	579,937,834.51	400.00	16,846,444.61	745,416,524.27	-	12,505,570.79	-	67,614,743.24	80,120,314.03
Notice of Cash Allocations	147,092,832.66	562,349,848.30	400.00	16,846,444.61	726,289,525.57	-	12,505,570.79	-	67,614,743.24	80,120,314.03
MDS Checks Issued	20,358,932.14	128,232,446.56	400.00	11,115,000.00	159,706,778.70	-	3,717,817.50	-	63,807,970.92	67,525,788.42
Advice to Debit Account	126,733,900.52	434,117,401.74	-	5,731,444.61	566,582,746.87	-	8,767,753.29	-	3,806,772.32	12,594,525.61
Notice of Transfer Allocations (NTA)	1,539,012.49	17,587,986.21	-	-	19,126,998.70	-	-	-	-	-
MDS Checks Issued	1,043,109.92	13,115,171.92	-	-	14,158,281.84	-	-	-	-	-
Advice to Debit Account	495,902.57	4,472,814.29	-	-	4,968,716.86	-	-	-	-	-
Working Fund for FAPS	-	-	-	-	-	-	-	-	-	-
Cash Disbursement Ceiling (CDC)	-	-	-	-	-	-	-	-	-	-
TOTAL CASH DISBURSEMENTS	148,631,845.15	579,937,834.51	400.00	16,846,444.61	745,416,524.27	-	12,505,570.79	-	67,614,743.24	80,120,314.03
NON-CASH DISBURSEMENTS	7,654,371.58	9,140,873.97	-	-	16,795,245.55	-	1,157.15	-	-	1,157.15
Tax Remittance Advices Issued (TRA)	7,654,371.58	9,140,873.97	-	-	16,795,245.55	-	1,157.15	-	-	1,157.15
Non-Cash Availment Authority (NCAA)	-	-	-	-	-	-	-	-	-	-
Disbursements effected through outright deductions from claims	-	-	-	-	-	-	-	-	-	-
Overpayment of expenses	-	-	-	-	-	-	-	-	-	-
Restitution for loss of government property	-	-	-	-	-	-	-	-	-	-
Liquidated damages and similar claims	-	-	-	-	-	-	-	-	-	-
Others (TEF,BTR-Documentary Stamp Tax, etc.)	-	-	-	-	-	-	-	-	-	-
TOTAL NON-CASH DISBURSEMENTS	7,654,371.58	9,140,873.97	-	-	16,795,245.55	-	1,157.15	-	-	1,157.15
GRAND TOTAL	156,286,216.73	589,078,708.48	400.00	16,846,444.61	762,211,769.82	-	12,506,727.94	-	67,614,743.24	80,121,471.18

SUMMARY

Particulars (1)	Previous Report (2)	Current Month (3)	As of Date (4)
Total Disbursement Authorities Received	4,141,607,504.29	1,126,851,591.65	5,568,459,095.94
NCA	2,766,114,000.00	702,175,000.00	3,468,289,000.00
NTA	1,470,199,561.96	407,858,982.15	1,878,058,544.11
Working Fund	-	-	-
TRA	205,293,942.33	16,817,609.50	222,111,551.83
CDC	-	-	-
NCAA	-	-	-
Less: Notice of Transfer Allocation (NTA) issued*	1,470,199,561.96	407,858,982.15	1,878,058,544.11
Total Disbursements Authorities Available	2,971,407,942.33	718,992,609.50	3,690,400,551.83
Less:	-	-	-
Lapsed NCA	107,261.00	2,569,001.06	2,676,262.06
Disbursements	2,821,152,925.31	848,549,650.93	3,669,702,576.24
Less: Other Non-Cash Disbursements	-	-	-
Disbursements effected through outright deductions from claims	-	-	-
Overpayment of expenses	-	-	-
Restitution for loss of government property	-	-	-
Liquidated damages and similar claims	-	-	-
Others (TEF,BTR-Documentary Stamp Tax, etc.)	-	-	-
Add/Less: Adjustments (e.g. cancelled/staled checks)	61,349.10	-	61,349.10
Balance of Disbursements Authorities to date	150,209,105.12	(132,126,042.49)	18,083,062.63
Total Disbursements Program	2,971,469,291.43	718,992,609.50	3,690,461,900.93
Less: Actual Disbursements	2,821,152,925.31	848,549,650.93	3,669,702,576.24
(Over)/Under spending	150,316,366.12	(129,557,041.43)	20,759,324.69

gs
CAF


Department : National Economic and Development Authority (NEDA)
 Agency : Philippine Statistics Authority
 Operating Unit : All
 Organization Code (UACS) : 24 008 0100000
 Fund Cluster : 01 - Regular Agency Fund

Particulars (1)	PRIOR YEAR'S BUDGET					SUB-TOTAL 18=(6+17)	TRUST LIABILITIES				GRAND TOTAL					Remarks (28)	
	CURRENT YEARS ACCOUNTS PAYABLE						TOTAL 17=(11+16)	PS (19)	MOOE (20)	CO (21)	TOTAL =(19+20+21)	PS (23)	MOOE (24)	FinEx (25)	CO (26)		TOTAL 27=(23+24+25+26)
	PS (12)	MOOE (13)	FinEx (14)	CO (15)	Sub-Total 16=(12+13+14+15)												
CASH DISBURSEMENTS	-	6,195,203.13	-	-	6,195,203.13	86,315,517.16	831,732,041.43	-	-	-	-	148,631,845.15	598,638,608.43	400.00	84,461,187.85	831,732,041.43	
Notice of Cash Allocations	-	5,814,008.51	-	-	5,814,008.51	85,934,322.54	812,223,848.11	-	-	-	-	147,092,832.66	580,669,427.60	400.00	84,461,187.85	812,223,848.11	
MDS Checks Issued	-	5,193,516.00	-	-	5,193,516.00	72,719,304.42	232,426,083.12	-	-	-	-	20,358,932.14	137,143,780.06	400.00	74,922,970.92	232,426,083.12	
Advice to Debit Account	-	620,492.51	-	-	620,492.51	13,215,018.12	579,797,764.99	-	-	-	-	126,733,900.52	443,525,647.54	-	9,538,216.93	579,797,764.99	
Notice of Transfer Allocations (NTA)	-	381,194.62	-	-	381,194.62	381,194.62	19,508,193.32	-	-	-	-	1,539,012.49	17,969,180.83	-	-	19,508,193.32	
MDS Checks Issued	-	226,781.68	-	-	226,781.68	226,781.68	14,385,063.52	-	-	-	-	1,043,109.92	13,341,953.60	-	-	14,385,063.52	
Advice to Debit Account	-	154,412.94	-	-	154,412.94	154,412.94	5,123,129.80	-	-	-	-	495,902.57	4,627,227.23	-	-	5,123,129.80	
Working Func for FAPS	-	-	-	-	-	-	-	-	-	-	-	-	-	-	-	-	
Cash Disbursement Ceiling (CDC)	-	-	-	-	-	-	-	-	-	-	-	-	-	-	-	-	
TOTAL CASH DISBURSEMENTS	-	6,195,203.13	-	-	6,195,203.13	86,315,517.16	831,732,041.43	-	-	-	-	148,631,845.15	598,638,608.43	400.00	84,461,187.85	831,732,041.43	
NON-CASH DISBURSEMENTS	-	21,206.80	-	-	21,206.80	22,363.95	16,817,609.50	-	-	-	-	7,654,371.58	9,163,237.92	-	-	16,817,609.50	
Tax Remittance Advices Issued (TRA)	-	21,206.80	-	-	21,206.80	22,363.95	16,817,609.50	-	-	-	-	7,654,371.58	9,163,237.92	-	-	16,817,609.50	
Non-Cash Availment Authority (NCAA)	-	-	-	-	-	-	-	-	-	-	-	-	-	-	-	-	
Disbursements effected through outright deductions from claims	-	-	-	-	-	-	-	-	-	-	-	-	-	-	-	-	
Overpayment of expenses	-	-	-	-	-	-	-	-	-	-	-	-	-	-	-	-	
Restitution for loss of government property	-	-	-	-	-	-	-	-	-	-	-	-	-	-	-	-	
Liquidated damages and similar claims	-	-	-	-	-	-	-	-	-	-	-	-	-	-	-	-	
Others (TEF, BTr, Documentary Stamp Tax, etc.)	-	-	-	-	-	-	-	-	-	-	-	-	-	-	-	-	
TOTAL NON-CASH DISBURSEMENTS	-	21,206.80	-	-	21,206.80	22,363.95	16,817,609.50	-	-	-	-	7,654,371.58	9,163,237.92	-	-	16,817,609.50	
GRAND TOTAL	-	6,216,409.93	-	-	6,216,409.93	86,337,881.11	848,549,650.93	-	-	-	-	156,286,216.73	607,801,846.35	400.00	84,461,187.85	848,549,650.93	

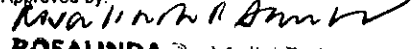
Certified Correct:


MARIA CELESTE D.L. BALANZA
 Accounting Division
 Officer-in-Charge

Recommending Approval:


SOCRATES L. RAMORES
 Assistant National Statistician
 Finance and Administrative Services

Approved by:


ROSALINDA P. SAÑUDO
 Assistant Secretary
CLAIRE DENNIS S. MAPA, Ph.D.
 Undersecretary
 National Statistician and Civil Registrar General