



Following-up, pls. cite DMS ref #

2021-BA-0052998

REPUBLIC OF THE PHILIPPINES
DEPARTMENT OF BUDGET AND MANAGEMENT

GENERAL SOLANO STREET, SAN MIGUEL, MANILA

ACKNOWLEDGEMENT RECEIPT

The **DEPARTMENT OF BUDGET AND MANAGEMENT** hereby acknowledges the receipt of your letter/request which has been uploaded to the DBM-Document Management System and routed to the appropriate office/s with the following information:

Sender: PSA - PERSONAL DELIVERY

Document Title: PSA-SUBMISSION OF FAR 4 (CO, CONSOLIDATED RSSO AND ALL COMBINED CO AND RSSO) FOR THE MONTH OF APRIL 2021

Document Reference No: 2021-BA-0052998

Date and Time Uploaded: Thursday, May 20, 2021 1:26:32 PM

Uploaded By: CRD RECEIVING RACHEL ANN

Routed To: BMB-A Christine P. Santos

CC:

Total no of pages received: 1 copy and 7 pages

The determination of the completeness of the documentary requirements submitted, if any, is subject to the evaluation of the technical person in charge.

This receipt is system generated and does not require signature.

Received by:



DOCUMENT
MANAGEMENT
SYSTEM



REPUBLIC OF THE PHILIPPINES
PHILIPPINE STATISTICS AUTHORITY

Reference No. 21FAS03-255

19 May 2021

MS. VILLA DJ. BERNALDO
Assistant Commissioner
COA-Government Accountancy Office
Commonwealth Ave., Quezon City

Government Accountancy Office
Office of the Director
RECEIVED
Date: 20 MAY 2021

Dear Madam,

We are transmitting the following Financial Accountability Reports (FAR) for the month of April 2021 as listed below:

- a) Central Office Monthly Report of Disbursement (FAR no. 4) – Regular Fund
- b) Consolidated RSSO Monthly Report of Disbursement (FAR no. 4) – Regular Fund
- c) ALL (combined Central Office and RSSO) Monthly Report of Disbursement (FAR no. 4) – Regular Fund

Please acknowledge receipt. Thank you.

Very truly yours,


MS. MARIA CELESTE D.L. BALANZA
Officer-in-Charge, Accounting Division

ACKNOWLEDGMENT RECEIPT

MS. MARIA CELESTE D.L. BALANZA
Officer-in-Charge, Accounting Division
PSA

This is to acknowledge receipt of the reports as mentioned above

Received by: _____
Date Received: _____




MONTHLY REPORT OF DISBURSEMENTS
For the month of April 2021

Department : National Economic and Development Authority (NEDA)
Agency : Philippine Statistics Authority
Operating Unit : Central Office
Organization Code (UACS) : 24 008 0100000
Fund Cluster : 01 - Regular Agency Fund

Particulars	CURRENT YEAR'S BUDGET					PRIOR YEAR'S BUDGET				
	PS (1)	MOOE (3)	Finex (4)	CO (5)	TOTAL 6=(2+3+4+5)	PS (7)	MOOE (8)	Finex (9)	CO (10)	Sub-Total 11=(7+8+9+10)
CASH DISBURSEMENTS	33,675,153.68	43,779,100.41	-	50,544.00	77,504,798.09	-	3,433,645.63	-	53,255,177.12	56,688,822.75
Notice of Cash Allocations	33,675,153.68	43,779,100.41	-	50,544.00	77,504,798.09	-	3,433,645.63	-	53,255,177.12	56,688,822.75
MDS Checks Issued	2,611,934.12	12,620,568.39	-	50,544.00	15,232,502.51	-	3,433,645.63	-	53,255,177.12	53,255,177.12
Advice to Debt Account	31,063,219.56	31,158,532.02	-	-	62,221,751.58	-	-	-	-	3,433,645.63
Notice of Transfer Allocations (NTA)	-	-	-	-	-	-	-	-	-	-
Checks Issued	-	-	-	-	-	-	-	-	-	-
Advice to Debt Account	-	-	-	-	-	-	-	-	-	-
Working Fund for FAPS	-	-	-	-	-	-	-	-	-	-
Cash Disbursement Ceiling (CDC)	-	-	-	-	-	-	-	-	-	-
TOTAL CASH DISBURSEMENTS	33,675,153.68	43,779,100.41	-	50,544.00	77,504,798.09	-	3,433,645.63	-	53,255,177.12	56,688,822.75
NON-CASH DISBURSEMENTS	2,570,358.49	11,079,588.17	-	-	13,649,946.66	-	-	-	-	-
Tax Remittance Advices Issued (TRA)	2,570,358.49	11,079,588.17	-	-	13,649,946.66	-	-	-	-	-
Non-Cash Availment Authority (NCAA)	-	-	-	-	-	-	-	-	-	-
Disbursements effected through outright deductions from claims	-	-	-	-	-	-	-	-	-	-
Overpayment of expenses	-	-	-	-	-	-	-	-	-	-
Restitution for loss of government property	-	-	-	-	-	-	-	-	-	-
Liquidated damages and similar claims	-	-	-	-	-	-	-	-	-	-
Others (TEF-BIT-Documentary Stamp Tax, etc.)	-	-	-	-	-	-	-	-	-	-
TOTAL NON-CASH DISBURSEMENTS	2,570,358.49	11,079,588.17	-	50,544.00	13,649,946.66	-	-	-	-	-
GRAND TOTAL	36,245,512.17	54,858,688.58	-	101,088,000.00	91,154,744.75	-	3,433,645.63	-	53,255,177.12	56,688,822.75

SUMMARY


Particulars	Previous Report (2)	Current Month (3)	As of Date (4)
Total Disbursement Authorities Received	1,232,519,080.73	539,195,946.66	1,771,715,027.39
NCA	1,134,148,000.00	525,546,000.00	1,659,694,000.00
NTA	-	-	-
Working Fund	98,371,080.73	13,649,946.66	112,021,027.39
TRA	-	-	-
CDC	-	-	-
NCAA	-	-	-
Less: Notice of Transfer Allocation (NTA) issued*	662,923,057.26	384,281,786.05	1,047,204,843.31
Total Disbursements Authorities Available	569,596,023.47	154,914,160.61	724,510,184.08
Less:	-	-	-
Lapsed NCA	2,356.64	-	2,356.64
Disbursements	569,593,666.83	147,843,567.50	717,437,234.33
Less: Other Non-Cash Disbursements	-	-	-
Disbursements effected through outright deductions from claims	-	-	-
Others (TEF-BIT-Documentary Stamp Tax, etc.)	-	-	-
Balance of Disbursements Authorities to date	569,596,023.47	154,914,160.61	724,510,184.08
Total Disbursements Program	569,593,666.83	147,843,567.50	717,437,234.33
Less: Actual Disbursements	2,356.64	7,070,593.11	7,070,593.11
(Over)/Under spending	-	147,843,567.50	147,843,567.50



Department : National Economic and Development Authority (NEDA)
 Agency : Philippine Statistics Authority
 Operating Unit : Central Office
 Organization Code (UACS) : 24 008 0100000
 Fund Cluster : 01 - Regular Agency Fund

Particulars	PRIOR YEAR'S BUDGET					TOTAL	SUB-TOTAL	TRUST LIABILITIES			GRAND TOTAL					Remarks	
	PS (12)	MOOE (13)	FinEx (14)	CO (15)	Sub-Total (12+13+14+15)			PS (19)	MOOE (20)	CO (21)	TOTAL (19+20+21)	PS (23)	MOOE (24)	FinEx (25)	CO (26)		TOTAL (23+24+25+26)
CASH DISBURSEMENTS	(1)					17=(11+16)	18=(6+17)	(19)	(20)	(21)	(22)	(23)	(24)	(25)	(26)	27=(23+24+25+26)	(28)
Notice of Cash Allocations	-	-	-	-	-	56,688,822.75	134,193,620.84	-	-	-	33,675,153.68	47,212,746.04	-	53,305,721.12	134,193,620.84		
MDS Checks Issued	-	-	-	-	-	56,688,822.75	134,193,620.84	-	-	-	33,675,153.68	47,212,746.04	-	53,305,721.12	134,193,620.84		
Advice to Debit Account	-	-	-	-	-	53,255,177.12	68,487,679.63	-	-	-	2,611,934.12	12,620,568.39	-	53,255,177.12	68,487,679.63		
Notice of Transfer Allocations (NTA)	-	-	-	-	-	3,433,645.63	65,705,941.21	-	-	-	31,063,219.56	34,592,177.65	-	50,544.00	65,705,941.21		
NTA Checks Issued	-	-	-	-	-	-	-	-	-	-	-	-	-	-	-		
Advice to Debit Account	-	-	-	-	-	-	-	-	-	-	-	-	-	-	-		
Working Fund for FAPS	-	-	-	-	-	-	-	-	-	-	-	-	-	-	-		
Cash Disbursement Ceiling (CDC)	-	-	-	-	-	-	-	-	-	-	-	-	-	-	-		
TOTAL CASH DISBURSEMENTS	-	-	-	-	-	56,688,822.75	134,193,620.84	-	-	-	33,675,153.68	47,212,746.04	-	53,305,721.12	134,193,620.84		
NON-CASH DISBURSEMENTS	-	-	-	-	-	13,649,946.66	13,649,946.66	-	-	-	2,570,358.49	11,079,588.17	-	13,649,946.66	13,649,946.66		
Tax Remittance Advices Issued (TRA)	-	-	-	-	-	13,649,946.66	13,649,946.66	-	-	-	2,570,358.49	11,079,588.17	-	13,649,946.66	13,649,946.66		
Non-Cash Availment Authority (NCAA)	-	-	-	-	-	-	-	-	-	-	-	-	-	-	-		
Disbursements effected through outright deductions from claims	-	-	-	-	-	-	-	-	-	-	-	-	-	-	-		
Overpayment of expenses	-	-	-	-	-	-	-	-	-	-	-	-	-	-	-		
Restitution for loss of government property	-	-	-	-	-	-	-	-	-	-	-	-	-	-	-		
Liquidated damages and similar claims	-	-	-	-	-	-	-	-	-	-	-	-	-	-	-		
Others (TEF, BTR, Documentary Stamp Tax, etc.)	-	-	-	-	-	-	13,649,946.66	-	-	-	-	-	-	-	13,649,946.66		
TOTAL NON-CASH DISBURSEMENTS	-	-	-	-	-	13,649,946.66	13,649,946.66	-	-	-	2,570,358.49	11,079,588.17	-	13,649,946.66	13,649,946.66		
GRAND TOTAL	-	-	-	-	-	56,688,822.75	147,843,567.50	-	-	-	36,245,512.17	58,292,334.21	-	53,305,721.12	147,843,567.50		


Certified Correct:


MARIA CELESTE D.L. BADANZA
 Accounting Division
 Officer-in-Charge

Recommending Approval:


SOCRATES L. RAMORES
 Assistant National Statistician
 Finance and Administrative Services

Approved by:


CLAIRE DENNIS S. MAPA, Ph.D.
 Undersecretary
 National Statistician and Civil Registrar General


MONTHLY REPORT OF DISBURSEMENTS
For the month of April 2021

Department : National Economic and Development Authority (NEDA)
Agency : Philippine Statistics Authority
Operating Unit : Consolidated Regional Statistical Services Office
Organization Code (UACS) : 24 008 0100000
Fund Cluster : 01 - Regular Agency Fund

Particulars	CURRENT YEAR'S BUDGET				CO	TOTAL 6=(2+3+4+5)	PRIOR YEAR'S BUDGET			
	PS (1)	MOOE (2)	FinEx (3)	MOOE (4)			PS (7)	MOOE (8)	FinEx (9)	CO (10)
CASH DISBURSEMENTS	59,973,627.01	277,409,741.97	2,685,994,666.90	1,600.00	-	337,384,968.98	-	-	-	2,333,437.54
Notice of Cash Allocations	57,904,257.30	268,594,666.90	37,879,040.95	1,600.00	-	326,500,524.20	-	-	-	-
MDS Checks Issued	10,544,964.81	-	-	1,600.00	-	48,425,605.76	-	-	-	-
Advice to Debit Account	47,359,292.49	230,715,625.95	-	-	-	278,074,918.44	-	-	-	2,333,437.54
Notice of Transfer Allocations (NTA)	2,069,369.71	8,815,075.07	-	-	-	10,884,444.78	-	-	-	-
MDS Checks Issued	1,295,368.17	4,769,178.32	-	-	-	6,064,546.49	-	-	-	2,333,437.54
Advice to Debit Account	774,001.54	4,045,896.75	-	-	-	4,819,898.29	-	-	-	-
Working Fund for FAPS	-	-	-	-	-	-	-	-	-	-
Cash Disbursement Ceiling (CDC)	59,973,627.01	277,409,741.97	-	1,600.00	-	337,384,968.98	-	-	-	2,333,437.54
TOTAL CASH DISBURSEMENTS	4,509,639.03	7,495,412.98	-	-	13,584.70	12,018,636.71	-	-	-	136,712.56
NON-CASH DISBURSEMENTS	4,509,639.03	7,495,412.98	-	-	13,584.70	12,018,636.71	-	-	-	136,712.56
Tax Remittance Advices Issued (TRA)	-	-	-	-	-	-	-	-	-	-
Non-Cash Availment Authority (NCAA)	-	-	-	-	-	-	-	-	-	-
Disbursements effected through outright deductions from claims	-	-	-	-	-	-	-	-	-	-
Overpayment of expenses	-	-	-	-	-	-	-	-	-	-
Restitution for loss of government property	-	-	-	-	-	-	-	-	-	-
Liquidated damages and similar claims	-	-	-	-	-	-	-	-	-	-
Others (TEF, BTR, Documentary Stamp Tax, etc.)	4,509,639.03	7,495,412.98	-	-	13,584.70	12,018,636.71	-	-	-	136,712.56
TOTAL NON-CASH DISBURSEMENTS	64,483,266.04	284,905,154.95	-	1,600.00	13,584.70	349,403,605.69	-	-	-	2,470,150.10
GRAND TOTAL	-	-	-	-	-	-	-	-	-	-

SUMMARY

Particulars	Particulars (1)	Previous Report (2)	Current Month (3)	As of Date (4)
Total Disbursement Authorities Received	1,137,048,459.49	551,369,204.51	1,688,417,664.00	
NCA	371,314,000.00	141,081,000.00	512,395,000.00	
NTA	701,701,643.93	398,138,252.57	1,099,839,896.50	
Working Fund	64,032,815.56	12,149,951.94	76,182,767.50	
TRR	-	-	-	
CDC	-	-	-	
NCAA	-	-	-	
Less: Notice of Transfer Allocation (NTA) issued	38,778,586.67	17,923,241.52	56,701,828.19	
Total Disbursements Authorities Available	1,098,269,872.82	533,445,962.99	1,631,715,835.81	
Less:	-	-	-	
Lapsed NCA	6,449.14	-	6,449.14	
Disbursements	1,095,455,449.53	353,058,054.77	1,448,513,504.30	
Less: Other Non-Cash Disbursements	-	-	-	
Disbursements effected through outright deductions from claims	-	-	-	
Overpayment of expenses	-	-	-	
Restitution for loss of government property	-	-	-	
Liquidated damages and similar claims	-	-	-	
Others (TEF, BTR, Documentary Stamp Tax, etc.)	40,663.35	180,387,908.22	183,236,545.72	
Add: Less: Adjustments (e.g. cancelled/stated checks)	2,848,637.50	533,445,962.99	1,631,715,835.81	
Balance of Disbursements Authorities to date	1,098,310,536.17	353,058,054.77	1,448,513,504.30	
Total Disbursements Program	1,095,455,449.53	180,387,908.22	1,275,843,357.75	
Less: Actual Disbursements	2,855,086.64	-	183,242,994.86	
(Over)/Under spending	-	-	-	





[Handwritten signature]


[Handwritten mark]

Department : National Economic and Development Authority (NEDA)
 Agency : Philippine Statistics Authority
 Operating Unit : Consolidated Regional Statistical Services Office
 Organization Code (UACS) : 24 008 0100000
 Fund Cluster : 01 - Regular Agency Fund

Particulars	PRIOR YEARS BUDGET						TRUST LIABILITIES						GRAND TOTAL						Remarks
	PS (12)	MOOE (13)	FINEX (14)	CO (15)	Sub-Total (16=(12+13+14+15))	TOTAL (17=(11+16))	PS (19)	MOOE (20)	CO (21)	TOTAL (22)=(19+20+21)	PS (23)	MOOE (24)	FINEX (25)	CO (26)	TOTAL (27)=(23+24+25+26)				
CASH DISBURSEMENTS	-	-	-	-	-	-	-	-	-	-	-	-	-	-	-				
Notice of Cash Allocations	-	1,128,178.46	-	61,517.85	1,189,696.31	3,523,133.85	-	-	-	59,973,627.01	280,871,357.97	1,600.00	61,517.85	340,908,102.83					
MDS Checks Issued	-	197,032.50	-	61,517.85	258,550.35	61,517.85	-	-	-	57,904,257.30	268,791,699.40	1,600.00	61,517.85	326,759,074.55					
Advice to Debit Account	-	197,032.50	-	61,517.85	258,550.35	61,517.85	-	-	-	10,544,964.81	37,879,040.95	1,600.00	61,517.85	48,487,123.61					
Notice of Transfer Allocations (NTA)	-	931,145.96	-	-	931,145.96	3,264,583.50	-	-	-	47,359,292.49	230,912,658.45	-	-	278,271,950.94					
MDS Checks Issued	-	116,785.55	-	-	116,785.55	2,450,223.09	-	-	-	2,069,369.71	12,079,658.57	-	-	14,149,028.28					
Advice to Debit Account	-	814,360.41	-	-	814,360.41	814,360.41	-	-	-	1,295,368.17	7,219,401.41	-	-	8,514,769.58					
Cash Disbursement Ceiling (CDC)	-	-	-	-	-	-	-	-	-	774,001.54	4,860,257.16	-	-	5,634,258.70					
TOTAL CASH DISBURSEMENTS	-	1,128,178.46	-	61,517.85	1,189,696.31	3,523,133.85	-	-	-	59,973,627.01	280,871,357.97	1,600.00	61,517.85	340,908,102.83					
NON-CASH DISBURSEMENTS	-	(5,397.33)	-	-	(5,397.33)	131,315.23	-	-	-	4,509,639.03	7,626,728.21	-	-	12,149,951.94					
Tax Remittance Advices Issued (TRA)	-	(5,397.33)	-	-	(5,397.33)	131,315.23	-	-	-	4,509,639.03	7,626,728.21	-	-	12,149,951.94					
Non-Cash Availment Authority (NCAA)	-	-	-	-	-	-	-	-	-	-	-	-	-	-					
Disbursements effected through outright deductions from claims	-	-	-	-	-	-	-	-	-	-	-	-	-	-					
Overpayment of expenses	-	-	-	-	-	-	-	-	-	-	-	-	-	-					
Restitution for loss of government property	-	-	-	-	-	-	-	-	-	-	-	-	-	-					
Liquidated damages and similar claims	-	-	-	-	-	-	-	-	-	-	-	-	-	-					
Others (TEF, BTR-Documentary Stamp Tax, etc.)	-	(5,397.33)	-	-	(5,397.33)	131,315.23	-	-	-	4,509,639.03	7,626,728.21	-	-	12,149,951.94					
TOTAL NON-CASH DISBURSEMENTS	-	(5,397.33)	-	-	(5,397.33)	131,315.23	-	-	-	4,509,639.03	7,626,728.21	-	-	12,149,951.94					
GRAND TOTAL	-	1,122,781.13	-	61,517.85	1,184,298.98	3,654,449.08	-	-	-	64,483,266.04	288,498,086.18	1,600.00	75,102.55	353,058,054.77					

Certified Correct:

MARIA CELESTE D.L. BALANZA
 Accounting Division
 Officer-in-Charge

Recommending Approval:

SOCRATES L. RAMORES
 Assistant National Statistician
 Finance and Administrative Services

Approved by:

CLAIRE DENNIS S. MAPA, Ph.D.
 Undersecretary
 National Statistician and Civil Registrar General

MONTHLY REPORT OF DISBURSEMENTS
For the month of April 2021


FAR no. 4

Department : National Economic and Development Authority (NEDA)
Agency : Philippine Statistics Authority
Operating Unit : All
Organization Code (UACS) : 24 008 0100000
Fund Cluster : 01 - Regular Agency Fund

Particulars	CURRENT YEAR'S BUDGET					PRIOR YEAR'S BUDGET				
	PS	MOOE	Finex	CO	TOTAL	PS	MOOE	Finex	CO	Sub-Total
(1)	(2)	(3)	(4)	(5)	6=(2+3+4+5)	(7)	(8)	(9)	(10)	11=(7+8+9+10)
CASH DISBURSEMENTS	93,648,780.69	321,188,842.38	1,600.00	50,544.00	414,889,767.07	-	5,767,083.17	-	53,255,177.12	59,022,260.29
Notice of Cash Allocations	91,579,410.98	312,373,767.31	1,600.00	50,544.00	404,005,322.29	-	3,433,645.63	-	53,255,177.12	56,698,822.75
MDS Checks Issued	13,156,898.93	50,499,609.34	1,800.00	-	63,658,108.27	-	-	-	53,255,177.12	53,255,177.12
Advice to Debit Account	-	261,874,157.97	-	50,544.00	340,347,214.02	-	3,433,645.63	-	-	3,433,645.63
Notice of Transfer Allocations (NTA)	-	2,069,369.71	-	-	10,884,444.78	-	2,333,437.54	-	-	2,333,437.54
MDS Checks Issued	-	1,295,368.17	-	-	6,054,546.49	-	2,333,437.54	-	-	2,333,437.54
Advice to Debit Account	-	774,001.54	-	-	4,819,898.29	-	-	-	-	-
1st Fund for FAPS	-	-	-	-	-	-	-	-	-	-
Disbursement Ceiling (CDC)	-	-	-	-	-	-	-	-	-	-
TOTAL CASH DISBURSEMENTS	93,648,780.69	321,188,842.38	1,600.00	50,544.00	414,889,767.07	-	5,767,083.17	-	53,255,177.12	59,022,260.29
NON-CASH DISBURSEMENTS	7,079,997.52	18,575,001.15	-	13,584.70	25,668,583.37	-	136,712.56	-	136,712.56	136,712.56
Tax Refund/Advance Issued (TRA)	-	18,575,001.15	-	-	25,668,583.37	-	-	-	-	-
Non-Cash Availment Authority (NCAA)	-	-	-	13,584.70	-	-	136,712.56	-	-	136,712.56
Disbursements effected through outright deductions from claims	-	-	-	-	-	-	-	-	-	-
Overpayment of expenses	-	-	-	-	-	-	-	-	-	-
Restitution for loss of government property	-	-	-	-	-	-	-	-	-	-
Liquidated damages and similar claims	-	-	-	-	-	-	-	-	-	-
Others (TEF-BIT-Documentary Stamp Tax, etc.)	-	-	-	-	-	-	-	-	-	-
TOTAL NON-CASH DISBURSEMENTS	7,079,997.52	18,575,001.15	-	13,584.70	25,668,583.37	-	136,712.56	-	136,712.56	136,712.56
GRAND TOTAL	100,728,778.21	339,763,843.53	1,600.00	64,128.70	440,558,350.44	-	5,903,795.73	-	53,255,177.12	59,158,972.85

SUMMARY


Particulars	Particulars (1)	Previous Report (2)	Current Month (3)	As of Date (4)
Total Disbursement Authorities Received	2,389,567,540.22	1,090,565,151.17	3,480,132,691.39	2,172,089,000.00
NCA	1,505,462,000.00	666,627,000.00	1,099,839,896.50	1,099,839,896.50
NTA	701,701,643.93	398,138,252.57	189,203,794.89	189,203,794.89
Working Fund	-	-	-	-
TRA	162,403,896.29	25,799,898.60	-	-
CDC	-	-	-	-
NCAA	-	-	-	-
Less: Notice of Transfer Allocation (NTA) issued	701,701,643.93	402,205,027.57	1,103,906,671.50	2,356,266,683.24
Total Disbursements Authorities Available	1,687,865,896.29	688,360,123.60	2,376,226,019.89	2,165,950,738.63
Less:	-	-	-	-
Lapsed NCA	8,805.78	-	-	8,805.78
Disbursements	1,665,049,116.36	500,901,622.27	2,165,950,738.63	2,165,950,738.63
Less: Other Non-Cash Disbursements	-	-	-	-
Disbursements effected through outright deductions from claims	-	-	-	-
Overpayment of expenses	-	-	-	-
Restitution for loss of government property	-	-	-	-
Liquidated damages and similar claims	-	-	-	-
Others (TEF-BIT-Documentary Stamp Tax, etc.)	-	-	-	-
Add: Less: Adjustments (e.g. cancelled/stated checks)	40,663.35	187,458,501.33	190,307,138.63	190,307,138.63
Balance of Disbursements Program	2,848,637.50	888,360,123.60	2,356,266,683.24	2,356,266,683.24
Total Disbursements	1,665,049,116.36	500,901,622.27	2,165,950,738.63	2,165,950,738.63
Less: Actual Disbursements	2,857,443.28	187,458,501.33	190,315,944.61	190,315,944.61
(Over)/Under spending	-	-	-	-




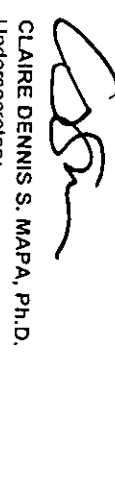
[Handwritten Signature]

[Handwritten Signature]

Particulars	PRIOR YEAR'S BUDGET					CURRENT YEARS ACCOUNTS PAYABLE					TRUST LIABILITIES					GRAND TOTAL					Remarks
	PS (12)	MOOE (13)	Finex (14)	CO (15)	SUB-TOTAL 6=(12+13+14+15)	PS (19)	MOOE (20)	CO (21)	SUB-TOTAL 18=(19+20+21)	PS (23)	MOOE (24)	Finex (25)	CO (26)	TOTAL 27=(23+24+25+26)							
CASH DISBURSEMENTS (1)	-	-	-	-	-	-	-	-	-	-	-	-	-	-	-	-	-	-			
Notice of Cash Allocations	-	1,128,178.46	-	61,517.85	1,189,696.31	-	-	-	93,648,780.69	328,084,104.01	1,600.00	53,367,238.97	475,101,723.67	-							
MDS Checks Issued	-	197,032.50	-	61,517.85	258,550.35	-	-	-	91,579,410.98	316,004,445.44	1,600.00	53,367,238.97	480,952,895.39	-							
Advice to Debit Account	-	-	-	61,517.85	61,517.85	-	-	-	13,156,898.93	50,489,609.34	1,600.00	53,316,694.97	116,974,803.24	-							
Notice of Transfer/ Allocations (NTA)	-	197,032.50	-	-	197,032.50	-	-	-	78,422,512.05	265,504,836.10	-	50,544.00	343,977,892.15	-							
MDS Checks Issued	-	116,785.55	-	-	116,785.55	-	-	-	2,068,368.71	12,079,658.57	-	-	14,149,028.28	-							
Advice to Debit Account	-	814,360.41	-	-	814,360.41	-	-	-	1,295,368.17	7,219,401.41	-	-	8,514,769.58	-							
Disbursement Ceiling (CDC)	-	-	-	-	-	-	-	-	774,001.54	4,860,257.16	-	-	5,634,258.70	-							
TOTAL CASH DISBURSEMENTS	-	1,128,178.46	-	61,517.85	1,189,696.31	-	-	-	93,648,780.69	328,084,104.01	1,600.00	53,367,238.97	475,101,723.67	-							
NON-CASH DISBURSEMENTS	-	-	-	-	-	-	-	-	7,079,997.52	18,706,316.38	-	13,584.70	25,799,898.60	-							
Tax Remittance Advices Issued (TRA)	-	-	-	-	-	-	-	-	7,079,997.52	18,706,316.38	-	13,584.70	25,799,898.60	-							
Non-Cash Availment Authority (NCAA)	-	-	-	-	-	-	-	-	-	-	-	-	-	-							
Disbursements effected through outright deductions from claims	-	-	-	-	-	-	-	-	-	-	-	-	-	-							
Overpayment of expenses	-	-	-	-	-	-	-	-	-	-	-	-	-	-							
Restitution for loss of government property	-	-	-	-	-	-	-	-	-	-	-	-	-	-							
Liquidated damages and similar claims	-	-	-	-	-	-	-	-	-	-	-	-	-	-							
Others (TEF, BIT, Documentary Stamp Tax, etc.)	-	-	-	-	-	-	-	-	-	-	-	-	-	-							
TOTAL NON-CASH DISBURSEMENTS	-	-	-	-	-	-	-	-	7,079,997.52	18,706,316.38	-	13,584.70	25,799,898.60	-							
GRAND TOTAL	-	1,122,781.13	-	61,517.85	1,184,298.98	-	-	-	100,728,778.21	346,790,420.39	1,600.00	53,380,823.67	500,901,622.27	-							

Certified Correct:

 MARIA CELESTE D.L. BALANZA
 Accounting Division
 Officer-in-Charge

Recommending Approval:

 SOCRATES L. RAMORES
 Assistant National Statistician
 Finance and Administrative Services

Approved by:

 CLAIRE DENNIS S. MAPA, Ph.D.
 Undersecretary
 National Statistician and Civil Registrar General