



In following-up, pls. cite DMS ref #

2021-BA-0026445

REPUBLIC OF THE PHILIPPINES
DEPARTMENT OF BUDGET AND MANAGEMENT
GENERAL SOLANO STREET, SAN MIGUEL, MANILA

ACKNOWLEDGEMENT RECEIPT

The **DEPARTMENT OF BUDGET AND MANAGEMENT** hereby acknowledges the receipt of your letter/request which has been uploaded to the DBM-Document Management System and routed to the appropriate office/s with the following information:

Sender: PSA - PERSONAL DELIVERY

Document Title: PSA-FAR 4, CONSOLIDATED FAR 4, AND COMBINED CO AND RSSO FAR 4 FOR FEBRUARY 2021

Document Reference No: 2021-BA-0026445

Date and Time Uploaded: Wednesday, March 10, 2021 3:52:44 PM

Uploaded By: CRD RECEIVING GLENN

Routed To: BMB-A Christine P. Santos

CC:

Total no of pages received: 1 copy and 6 pages

The determination of the completeness of the documentary requirements submitted, if any, is subject to the evaluation of the technical person in charge.

This receipt is system generated and does not require signature.

Received by:



DOCUMENT
MANAGEMENT
SYSTEM



REPUBLIC OF THE PHILIPPINES
PHILIPPINE STATISTICS AUTHORITY

Reference No. 21FAS03-156

09 March 2021

MS. VILLA DJ. BERNALDO
Assistant Commissioner
COA-Government Accountancy Office
Commonwealth Ave., Quezon City

Dear Madam,

We are transmitting the following Financial Accountability Reports (FAR) for the month of February 2021 as listed below:

- a) Central Office Monthly Report of Disbursement (FAR no. 4) – Regular Fund
- b) Consolidated RSSO Monthly Report of Disbursement (FAR no. 4) – Regular Fund
- c) ALL (combined Central Office and RSSO) Monthly Report of Disbursement (FAR no. 4) – Regular Fund

Please acknowledge receipt. Thank you.

Very truly yours,

MS. MARIA CELESTE D.L. BALANZA
Officer-in-Charge, Accounting Division *amp*

ACKNOWLEDGMENT RECEIPT

MS. MARIA CELESTE D.L. BALANZA
Officer-in-Charge, Accounting Division
PSA

This is to acknowledge receipt of the reports as mentioned above

Received by: _____

Date Received: _____




MONTHLY REPORT OF DISBURSEMENTS
For the month of February 2021

Department : National Economic and Development Authority (NEDA)
Agency : Philippine Statistics Authority
Operating Unit : Central Office
Organization Code (UACS) : 24 006 0100000
Fund Cluster : 01 - Regular Agency Fund

Particulars	CURRENT YEARS BUDGET					PRIOR YEARS BUDGET				
	PS	MOOE	Finex	CO	TOTAL	PS	MOOE	Finex	CO	Sub-Total
(1)	(2)	(3)	(4)	(5)	6=(2+3+4+5)	(7)	(8)	(9)	(10)	11=(7+8+9+10)
CASH DISBURSEMENTS	27,852,030.36	27,611,573.02	-	-	55,463,603.38	6,273,189.33	38,676,068.78	-	132,156,883.20	177,106,141.31
Notice of Cash Allocations	27,852,030.36	27,611,573.02	-	-	55,463,603.38	6,273,189.33	38,676,068.78	-	132,156,883.20	177,106,141.31
MDS Checks Issued	9,056,680.26	2,069,772.02	-	-	11,126,452.28	11,126,452.28	27,125,750.31	-	130,729,668.91	157,855,429.22
Advice to Debit Account	18,795,350.10	25,541,801.00	-	-	44,337,151.10	6,273,189.33	11,550,308.47	-	1,427,214.29	19,250,712.09
Notice of Transfer Allocations (NTA)	-	-	-	-	-	-	-	-	-	-
MDS Checks Issued	-	-	-	-	-	-	-	-	-	-
Advice to Debit Account	-	-	-	-	-	-	-	-	-	-
Working Fund for FAPS	-	-	-	-	-	-	-	-	-	-
Cash Disbursement Ceiling (CDC)	-	-	-	-	-	-	-	-	-	-
TOTAL CASH DISBURSEMENTS	27,852,030.36	27,611,573.02	-	-	55,463,603.38	6,273,189.33	38,676,068.78	-	132,156,883.20	177,106,141.31
NON-CASH DISBURSEMENTS	3,231,823.89	669,041.14	-	-	3,900,865.03	-	-	-	-	-
Tax Remittance Advices Issued (TRAI)	3,231,823.89	669,041.14	-	-	3,900,865.03	-	-	-	-	-
Non-Cash Availment Authority (NCAA)	-	-	-	-	-	-	-	-	-	-
Disbursements effected through outright deductions from claims	-	-	-	-	-	-	-	-	-	-
Overpayment of expenses	-	-	-	-	-	-	-	-	-	-
Restitution for loss of government property	-	-	-	-	-	-	-	-	-	-
Liquidated damages and similar claims	-	-	-	-	-	-	-	-	-	-
Others (TEF, B1, Documentary Stamp Tax, etc.)	-	-	-	-	-	-	-	-	-	-
TOTAL NON-CASH DISBURSEMENTS	3,231,823.89	669,041.14	-	-	3,900,865.03	-	-	-	-	-
GRAND TOTAL	31,083,854.25	28,280,614.16	-	-	59,364,468.41	6,273,189.33	38,676,068.78	-	132,156,883.20	177,106,141.31

SUMMARY

Particulars	Previous Report	Current Month	As of Date
Total Disbursement / Authorities Received	457,291,961.60	337,226,865.03	794,518,826.63
NCA	375,871,000.00	333,326,000.00	709,197,000.00
NTA	-	-	-
Working Fund	81,420,961.60	3,900,865.03	85,321,826.63
TRA	-	-	-
CDC	-	-	-
NCAA	-	-	-
Less: Notice of Transfer Allocation (NTA) issued	90,872,676.11	344,208,495.85	435,081,171.96
Total Disbursements Authorities Available	366,419,285.49	(6,981,630.82)	359,437,654.67
Less:	-	-	-
Lapsed NCA	119,714,009.56	236,470,609.72	356,184,619.28
Disbursements effected through outright deductions from claims	-	-	-
Disbursements affected through outright deductions from claims	-	-	-
Others (TEF, B1 - Documentary Stamp Tax, etc.)	-	-	-
Adjustments (e.g. cancelled/stated checks)	-	-	-
Balance of Disbursements Authorities to date	246,705,275.93	(243,452,240.54)	3,253,035.39
Total Disbursements Program	366,419,285.49	(6,981,630.82)	359,437,654.67
Less: Actual Disbursements	119,714,009.56	236,470,609.72	356,184,619.28
(Over/Under) spending	246,705,275.93	(243,452,240.54)	3,253,035.39





[Handwritten signature]


[Handwritten initials]

Department : National Economic and Development Authority (NEDA)
 Agency : Philippine Statistics Authority
 Operating Unit : Central Office
 Organization Code (UACS) : 24 008 0100000
 Fund Cluster : 01 - Regular Agency Fund

Particulars	PRIOR YEAR'S BUDGET					TOTAL	SUB-TOTAL	TRUST LIABILITIES			GRAND TOTAL					Remarks	
	PS	MOOE	FinEx	CO	Sub-Total			PS	MOOE	CO	PS	MOOE	FinEx	CO	TOTAL		
	(12)	(13)	(14)	(15)	=12+13+14+	17=(11+16)	18=(6+17)	(19)	(20)	(21)	=19+20+	(23)	(24)	(25)	(26)	27=(23+24+25+26)	(28)
CASH DISBURSEMENTS	-	-	-	-	-	177,106,141.31	232,569,744.69	-	-	-	-	34,125,219.69	66,287,641.80	-	132,156,883.20	232,569,744.69	
Notice of Cash Allocations	-	-	-	-	-	177,106,141.31	232,569,744.69	-	-	-	-	34,125,219.69	66,287,641.80	-	132,156,883.20	232,569,744.69	
MDS Checks Issued	-	-	-	-	-	157,855,429.22	168,981,881.50	-	-	-	-	9,056,680.26	29,195,532.33	-	130,729,868.91	168,981,881.50	
Advice to Debit Account	-	-	-	-	-	19,250,712.09	63,587,863.19	-	-	-	-	25,068,539.43	37,092,109.47	-	1,427,214.29	63,587,863.19	
Advice of Transfer Allocations (NTA)	-	-	-	-	-	-	-	-	-	-	-	-	-	-	-	-	
MDS Checks Issued	-	-	-	-	-	-	-	-	-	-	-	-	-	-	-	-	
Advice to Debit Account	-	-	-	-	-	-	-	-	-	-	-	-	-	-	-	-	
Working Fund for FAPS	-	-	-	-	-	-	-	-	-	-	-	-	-	-	-	-	
Cash Disbursement Ceiling (CDC)	-	-	-	-	-	-	-	-	-	-	-	-	-	-	-	-	
TOTAL CASH DISBURSEMENTS	-	-	-	-	-	177,106,141.31	232,569,744.69	-	-	-	-	34,125,219.69	66,287,641.80	-	132,156,883.20	232,569,744.69	
NON-CASH DISBURSEMENTS	-	-	-	-	-	-	3,900,865.03	-	-	-	-	3,231,823.89	669,041.14	-	-	3,900,865.03	
Tax Remittance Advices Issued (TRA)	-	-	-	-	-	-	3,900,865.03	-	-	-	-	3,231,823.89	669,041.14	-	-	3,900,865.03	
Non-Cash Availment Authority (NCAA)	-	-	-	-	-	-	-	-	-	-	-	-	-	-	-	-	
Disbursements effected through outright deductions from claims	-	-	-	-	-	-	-	-	-	-	-	-	-	-	-	-	
Overpayment of expenses	-	-	-	-	-	-	-	-	-	-	-	-	-	-	-	-	
Restitution for loss of government property	-	-	-	-	-	-	-	-	-	-	-	-	-	-	-	-	
Liquidated damages and similar claims	-	-	-	-	-	-	-	-	-	-	-	-	-	-	-	-	
Others (TEF, BIT-Documentary Stamp Tax, etc.)	-	-	-	-	-	-	-	-	-	-	-	-	-	-	-	-	
TOTAL NON-CASH DISBURSEMENTS	-	-	-	-	-	-	3,900,865.03	-	-	-	-	3,231,823.89	669,041.14	-	-	3,900,865.03	
GRAND TOTAL	-	-	-	-	-	177,106,141.31	236,470,609.72	-	-	-	-	37,357,043.58	66,956,682.94	-	132,156,883.20	236,470,609.72	

Certified Correct:

 MARIA CELESTE D.L. BALANZA
 Accounting Division
 Officer-in-Charge

Recommending Approval:

 SOCRATES L. RAMORES
 Assistant National Statistician
 Finance and Administrative Services

Approved by:

 CLAIRE DENNIS S. NIAPA, Ph.D.
 Undersecretary
 National Statistician and Civil Registrar General


MONTHLY REPORT OF DISBURSEMENTS
For the month of February 2021

Department : National Economic and Development Authority (NEDA)
Agency : Philippine Statistics Authority
Consolidated Regional Statistical Services Office
Organization Code (UACS) : 24 008 0100000
Fund Cluster : 01 - Regular Agency Fund

Particulars	CURRENT YEAR'S BUDGET					PRIOR YEAR'S BUDGET				
	PS (1)	MOOE (2)	FinEx (3)	CO (4)	TOTAL (5)	PS (6)	MOOE (7)	FinEx (8)	CO (9)	Sub-Total (10)
CASH DISBURSEMENTS	64,147,043.04	394,304,632.90	-	-	6=(2+3+4+5) 498,451,675.94	-	407,328.22	-	462,977.52	11=(7+8+9+10) 870,305.74
Notice of Cash Allocations	62,282,056.42	390,893,326.59	-	-	453,175,383.01	-	389,497.50	-	462,977.52	852,475.02
MDS Checks Issued	10,879,083.84	39,795,926.05	-	-	50,774,999.89	-	-	-	92,803.30	92,803.30
Advice to Debit Account	51,302,992.59	351,097,400.54	-	-	402,400,393.12	-	389,497.50	-	370,374.22	759,871.72
Notice of Transfer Allocations (NTA)	1,864,986.62	3,411,306.31	-	-	5,276,292.93	-	17,830.72	-	-	17,830.72
OS Checks Issued	1,273,674.53	2,641,100.69	-	-	3,914,775.22	-	17,830.72	-	-	17,830.72
Advice to Debit Account	591,312.09	770,205.62	-	-	1,361,517.71	-	-	-	-	-
Working Fund for FAPS	-	-	-	-	-	-	-	-	-	-
Cash Disbursement Ceiling (CDC)	-	-	-	-	-	-	-	-	-	-
TOTAL CASH DISBURSEMENTS	64,147,043.04	394,304,632.90	-	-	498,451,675.94	-	407,328.22	-	462,977.52	870,305.74
NON-CASH DISBURSEMENTS	4,508,101.87	2,176,296.99	-	-	6,684,398.86	-	24,816.13	-	-	24,816.13
Tax Remittance Advices Issued (TRA)	4,508,101.87	2,176,296.99	-	-	6,684,398.86	-	24,816.13	-	-	24,816.13
Non-Cash Availment Authority (NCAA)	-	-	-	-	-	-	-	-	-	-
Disbursements effected through outright deductions from claims	-	-	-	-	-	-	-	-	-	-
Overpayment of expenses	-	-	-	-	-	-	-	-	-	-
Restitution for loss of government property	-	-	-	-	-	-	-	-	-	-
Liquidated damages and similar claims	-	-	-	-	-	-	-	-	-	-
Others (TEF, BTI-Documentary Stamp Tax, etc.)	-	-	-	-	-	-	-	-	-	-
TOTAL NON-CASH DISBURSEMENTS	4,508,101.87	2,176,296.99	-	-	6,684,398.86	-	24,816.13	-	-	24,816.13
GRAND TOTAL	68,655,144.91	396,480,929.89	-	-	485,136,074.80	-	432,144.35	-	462,977.52	895,121.87

SUMMARY

Particulars	Particulars (1)	Previous Report (2)	Current Month (3)	As of Date (4)
Total Disbursement Authorities Received	286,625,797.18	502,219,006.66	788,844,803.84	
NCA	146,845,000.00	129,199,000.00	276,044,000.00	
NTA	94,298,232.78	366,296,609.23	460,594,842.01	
Working Fund	45,482,564.40	6,723,397.43	52,205,961.83	
TRA	-	-	-	
CDC	-	-	-	
NCAA	-	-	-	
Less: Notice of Transfer Allocation (NTA) issued	3,425,556.67	22,088,113.38	25,513,670.05	
Total Disbursements Authorities Available	283,200,240.51	480,130,893.28	763,331,133.79	
Less:	-	-	-	
Lapsed NCA	-	-	-	
Disbursements	162,647,422.04	476,354,728.27	639,002,150.31	
Disbursements effected through outright deductions from claims	-	-	-	
Overpayment of expenses	-	-	-	
Restitution for loss of government property	-	-	-	
Liquidated damages and similar claims	-	-	-	
Others (TEF, BTI-Documentary Stamp Tax, etc.)	-	-	-	
Addless: Adjustments (e.g. cancelled/staled checks)	36,663.43	3,776,165.01	124,365,646.91	
Balance of Disbursements Authorities to date	120,589,481.90	480,130,893.28	763,367,797.22	
Total Disbursements Program	162,647,422.04	476,354,728.27	639,002,150.31	
Less: Actual Disbursements	120,589,481.90	3,776,165.01	124,365,646.91	
(Over)Under spending	-	-	-	





Department : National Economic and Development Authority (NEDA)
 Agency : Philippine Statistics Authority
 Operating Unit : Consolidated Regional Statistical Services Office
 Organization Code (UACS) : 24 008 01000000
 Fund Cluster : 01 - Regular Agency Fund

Particulars	PRIOR YEARS BUDGET					Sub-Total	TOTAL	SUB-TOTAL	TRUST LIABILITIES			GRAND TOTAL					Remarks	
	PS	MOOE	FINEX	CO	Sub-Total				PS	MOOE	CO	TOTAL	PS	MOOE	FINEX	CO		TOTAL
CASH DISBURSEMENTS	(1)	(12)	(13)	(14)	(15)	6=(12+13+14+15)	17=(1+16)	18=(6+17)	(19)	(20)	(21)	=(19+20+21)	(23)	(24)	(25)	(26)	27=(23+24+25+26)	(28)
Notice of Cash Allocations	-	-	10,309,349.16	-	-	10,309,349.16	11,179,654.90	469,631,330.84	-	-	-	-	64,147,043.04	405,021,310.28	-	482,977.52	469,631,330.84	-
MDS Checks Issued	-	-	4,492,187.75	-	-	4,492,187.75	5,344,662.77	458,520,045.78	-	-	-	-	62,282,056.42	395,775,011.84	-	462,977.52	458,520,045.78	-
Advice to Debit Account	-	-	4,492,187.75	-	-	4,492,187.75	92,603.30	50,867,593.19	-	-	-	-	10,979,063.84	39,795,926.05	-	92,603.30	50,867,593.19	-
Notice of Transfer Allocations (NITA)	-	-	5,817,161.41	-	-	5,817,161.41	5,252,059.47	407,852,452.59	-	-	-	-	51,302,992.58	355,979,085.79	-	370,374.22	407,652,452.59	-
MDS Checks Issued	-	-	3,887,265.05	-	-	3,887,265.05	3,905,095.77	7,819,870.99	-	-	-	-	1,884,986.62	9,246,298.44	-	-	11,111,285.06	-
Advice to Debit Account	-	-	1,929,896.36	-	-	1,929,896.36	1,929,896.36	3,291,414.07	-	-	-	-	1,273,674.53	6,546,196.46	-	-	7,819,870.99	-
Working Fund for FAPS	-	-	-	-	-	-	-	-	-	-	-	-	591,312.09	2,700,101.98	-	-	3,291,414.07	-
Cash Disbursement Ceiling (CDC)	-	-	-	-	-	-	-	-	-	-	-	-	-	-	-	-	-	-
TOTAL CASH DISBURSEMENTS	-	-	10,309,349.16	-	-	10,309,349.16	11,179,654.90	469,631,330.84	-	-	-	-	64,147,043.04	405,021,310.28	-	482,977.52	469,631,330.84	-
NON-CASH DISBURSEMENTS	-	-	14,182.44	-	-	14,182.44	38,998.57	6,723,397.43	-	-	-	-	4,508,101.87	2,215,295.56	-	-	6,723,397.43	-
Tax Remittance Advices Issued (TRA)	-	-	14,182.44	-	-	14,182.44	38,998.57	6,723,397.43	-	-	-	-	4,508,101.87	2,215,295.56	-	-	6,723,397.43	-
Non-Cash Availment Authority (NCAA)	-	-	-	-	-	-	-	-	-	-	-	-	-	-	-	-	-	-
Disbursements effected through outright deductions from claims	-	-	-	-	-	-	-	-	-	-	-	-	-	-	-	-	-	-
Overpayment of expenses	-	-	-	-	-	-	-	-	-	-	-	-	-	-	-	-	-	-
Restitution for loss of government property	-	-	-	-	-	-	-	-	-	-	-	-	-	-	-	-	-	-
Liquidated damages and similar claims	-	-	-	-	-	-	-	-	-	-	-	-	-	-	-	-	-	-
Others (TEF-BIT-Documentary Stamp Tax, etc.)	-	-	-	-	-	-	-	-	-	-	-	-	-	-	-	-	-	-
TOTAL NON-CASH DISBURSEMENTS	-	-	14,182.44	-	-	14,182.44	38,998.57	6,723,397.43	-	-	-	-	4,508,101.87	2,215,295.56	-	-	6,723,397.43	-
GRAND TOTAL	-	-	10,323,531.60	-	-	10,323,531.60	11,218,653.47	476,354,728.27	-	-	-	-	68,655,144.91	407,236,605.84	-	462,977.52	476,354,728.27	-

Certified Correct:

 MARIYA CELESTE D.L. BALANZA
 Accounting Division
 Office -In-Charge

Recommending Approval:

 SOCRATES L. RAMORES
 Assistant National Statistician
 Finance and Administrative Services

Approved by:

 CLAIRE DENNIS S. MAPA Ph.D.
 Undersecretary
 National Statistician and Civil Registrar General


MONTHLY REPORT OF DISBURSEMENTS
For the month of February 2021

Department : National Economic and Development Authority (NEDA)
Agency : Philippine Statistics Authority
Operating Unit : All
Organization Code (UACS) : 24 008 0100000
Fund Cluster : 01 - Regular Agency Fund

Particulars	CURRENT YEAR'S BUDGET					PRIOR YEAR'S BUDGET				
	PS (2)	MOOE (3)	FINEX (4)	CO (5)	TOTAL 6=(2+3+4+5)	PS (7)	MOOE (8)	FINEX (9)	CO (10)	Sub-Total 11=(7+8+9+10)
CASH DISBURSEMENTS	91,999,073.40	421,916,205.92	-	-	513,915,279.32	6,273,189.33	39,083,397.00	-	132,619,860.72	177,976,447.05
Notice of Cash Allocations	90,134,086.78	418,504,999.61	-	-	508,639,086.39	6,273,189.33	39,085,566.28	-	132,619,860.72	177,959,616.33
MDS Checks Issued	20,035,744.10	41,865,698.07	-	-	61,901,442.17	-	27,125,760.31	-	130,822,272.21	157,949,032.52
Advice to Debt Account	70,098,342.68	376,639,201.54	-	-	446,737,544.22	6,273,189.33	11,939,805.97	-	1,797,588.51	20,010,583.81
Notice of Transfer Allocations (NTA)	1,804,986.62	3,411,306.31	-	-	5,276,292.93	-	17,830.72	-	-	17,830.72
MDS Checks Issued	1,273,674.53	2,641,100.69	-	-	3,914,775.22	-	17,830.72	-	-	17,830.72
Advice to Debt Account	581,312.09	770,205.62	-	-	1,351,517.71	-	-	-	-	-
Working Fund for FAPS	-	-	-	-	-	-	-	-	-	-
Cash Disbursement Ceiling (CDC)	-	-	-	-	-	-	-	-	-	-
TOTAL CASH DISBURSEMENTS	91,999,073.40	421,916,205.92	-	-	513,915,279.32	6,273,189.33	39,083,397.00	-	132,619,860.72	177,976,447.05
NON-CASH DISBURSEMENTS	7,739,925.76	2,845,338.13	-	-	10,585,263.89	-	24,816.13	-	24,816.13	24,816.13
Tax Remittance Advices issued (TRA)	7,739,925.76	2,845,338.13	-	-	10,585,263.89	-	24,816.13	-	24,816.13	24,816.13
Non-Cash Availment Authority (NCAA)	-	-	-	-	-	-	-	-	-	-
Disbursements effected through outright deductions from claims	-	-	-	-	-	-	-	-	-	-
Overpayment of expenses	-	-	-	-	-	-	-	-	-	-
Restitution for loss of government property	-	-	-	-	-	-	-	-	-	-
Liquidated damages and similar claims	-	-	-	-	-	-	-	-	-	-
Others (TEF-BT-Documentary Stamp Tax, etc.)	-	-	-	-	-	-	-	-	-	-
TOTAL NON-CASH DISBURSEMENTS	7,739,925.76	2,845,338.13	-	-	10,585,263.89	-	24,816.13	-	24,816.13	24,816.13
GRAND TOTAL	99,738,999.16	424,761,544.05	-	-	524,500,543.21	6,273,189.33	39,108,213.13	-	132,619,860.72	178,001,263.18

SUMMARY

Particulars	Particulars (1)	Previous Report (2)	Current Month (3)	As of Date (4)
Total Disbursement Authorities Received	743,917,758.78	743,917,758.78	839,445,871.69	1,583,363,630.47
NCA	522,716,000.00	522,716,000.00	462,525,000.00	985,241,000.00
NTA	94,298,232.78	94,298,232.78	366,296,609.23	460,594,842.01
Working Fund	-	-	-	-
TRA	-	-	-	-
CDC	-	-	-	-
NCAA	-	-	-	-
Less: Notice of Transfer Allocation (NTA) issued	94,298,232.78	94,298,232.78	366,296,609.23	160,594,842.01
Total Disbursements Authorities Available	649,619,526.00	649,619,526.00	473,149,262.46	1,122,768,788.46
Less:	-	-	-	-
Lapsed NCA	-	-	-	-
Disbursements	282,361,431.60	282,361,431.60	712,825,337.99	955,186,769.59
Less: Other Non-Cash Disbursements	-	-	-	-
Disbursements effected through outright deductors from claims	-	-	-	-
Overpayment of expenses	-	-	-	-
Restitution for loss of government property	-	-	-	-
Liquidated damages and similar claims	-	-	-	-
Others (TEF-BT-Documentary Stamp Tax, etc.)	-	-	-	-
Address: Adjustments (e.g. cancelled/stated checks)	36,663.43	36,663.43	(239,676,075.53)	36,663.43
Balance of Disbursements Authorities to date	367,294,757.83	367,294,757.83	649,656,189.43	1,122,805,451.89
Total Disbursements Program	282,361,431.60	282,361,431.60	712,825,337.99	955,186,769.59
Less: Actual Disbursements	367,294,757.83	367,294,757.83	(239,676,075.53)	127,618,682.30
(Over/Under spending	-	-	-	-





[Handwritten signature]


[Handwritten initials]

Department : National Economic and Development Authority (NEDA)
 Agency : Philippine Statistics Authority
 Operating Unit : All
 Organization Code (UACS) : 24 008 01000000
 Fund Cluster : 01 - Regular Agency Fund

Particulars	PRIOR YEAR'S BUDGET						TRUST LIABILITIES				GRAND TOTAL				Remarks	
	PS	MOOE	FinEx	CO	Sub-Total	TOTAL	PS	MOOE	CO	TOTAL	PS	MOOE	FinEx	CO		TOTAL
	(12)	(13)	(14)	(15)	16=(12+13+14+15)	17=(11+16)	(19)	(20)	(21)	=(19+20+21)	(23)	(24)	(25)	(26)		27=(23+24+25+26)
CASH DISBURSEMENTS	(1)															
Notice of Cash Allocations	-	10,309,349.16	-	-	10,309,349.16	188,285,796.21	-	-	-	-	98,272,262.73	471,308,952.08	-	132,619,860.72	702,201,075.53	
MDS Checks Issued	-	4,492,187.75	-	-	4,492,187.75	182,450,804.08	-	-	-	-	20,036,744.10	688,991,458.38	-	130,822,272.21	219,849,474.69	
Advice to Debit Account	-	4,492,187.75	-	-	4,492,187.75	24,502,771.56	-	-	-	-	76,371,532.01	393,071,195.26	-	1,797,588.51	471,240,315.78	
Notice of Transfer Allocations (NTA)	-	5,817,161.41	-	-	5,817,161.41	5,834,992.13	-	-	-	-	1,864,986.62	9,246,298.44	-	-	11,111,285.06	
MDS Checks Issued	-	3,887,265.05	-	-	3,887,265.05	3,905,095.77	-	-	-	-	1,273,674.53	6,546,196.46	-	-	7,819,870.99	
Advice to Debit Account	-	1,929,896.36	-	-	1,929,896.36	1,929,896.36	-	-	-	-	591,312.09	2,700,101.98	-	-	3,291,414.07	
Working Fund for F-APs	-	-	-	-	-	-	-	-	-	-	-	-	-	-	-	
Cash Disbursement Ceiling (CDC)	-	-	-	-	-	-	-	-	-	-	-	-	-	-	-	
TOTAL CASH DISBURSEMENTS	-	10,309,349.16	-	-	10,309,349.16	188,285,796.21	-	-	-	-	98,272,262.73	471,308,952.08	-	132,619,860.72	702,201,075.53	
NON-CASH DISBURSEMENTS	-	14,182.44	-	-	14,182.44	38,998.57	-	-	-	-	7,739,925.76	2,884,336.70	-	-	10,624,262.46	
Tax Remittance Advices Issued (TRA)	-	-	-	-	-	38,998.57	-	-	-	-	-	-	-	-	-	
Non-Cash Availment Authority (NCAA)	-	14,182.44	-	-	14,182.44	-	-	-	-	-	7,739,925.76	2,884,336.70	-	-	10,624,262.46	
Disbursements effected through outright deductions from claims	-	-	-	-	-	-	-	-	-	-	-	-	-	-	-	
Overpayment of expenses	-	-	-	-	-	-	-	-	-	-	-	-	-	-	-	
Restitution for loss of government property	-	-	-	-	-	-	-	-	-	-	-	-	-	-	-	
Liquidated damages and similar claims	-	-	-	-	-	-	-	-	-	-	-	-	-	-	-	
Others (TEF, BIT-Documentary Stamp Tax, etc.)	-	14,182.44	-	-	14,182.44	38,998.57	-	-	-	-	7,739,925.76	2,884,336.70	-	-	10,624,262.46	
TOTAL NON-CASH DISBURSEMENTS	-	14,182.44	-	-	14,182.44	38,998.57	-	-	-	-	7,739,925.76	2,884,336.70	-	-	10,624,262.46	
GRAND TOTAL	-	10,323,531.60	-	-	10,323,531.60	188,324,794.78	-	-	-	-	106,012,188.49	474,193,288.78	-	132,619,860.72	712,825,337.99	

Certified Correct:

MARIA CELESTE D.L. BALANZ
 Accounting Division
 Officer-in-Charge

Recommending Approval:

SOCRATES L. RAMORES
 Assistant National Statistician
 Finance and Administrative Services

Approved by:

CLAIRE DENNIS S. MAPA Ph.D.
 Undersecretary
 National Statistician and Civil Registrar (General)