


MONTHLY REPORT OF DISBURSEMENTS
For the month of July 2021

FAR no. 4



Department : National Economic and Development Authority (NEDA)
 Agency : Philippine Statistics Authority
 Operating Unit : Central Office
 Organization Code (UACS) : 24 008 0100000
 Fund Cluster : 01 - Regular Agency Fund

Particulars	CURRENT YEAR'S BUDGET					PRIOR YEAR'S BUDGET				
	PS	MOOE	FinEx	CO	TOTAL	PRIOR YEAR'S ACCOUNTS PAYABLE				
	(2)	(3)	(4)	(5)	6=(2+3+4+5)	PS (7)	MOOE (8)	FinEx (9)	CO (10)	Sub-Total 11=(7+8+9+10)
CASH DISBURSEMENTS	29,347,070.40	42,336,660.94	-	18,013,806.87	89,697,538.21	-	73,754,751.11	-	301,203,717.09	374,958,468.20
Notice of Cash Allocations	29,347,070.40	42,336,660.94	-	18,013,806.87	89,697,538.21	-	73,754,751.11	-	301,203,717.09	374,958,468.20
MDS Checks Issued	1,286,990.39	4,697,473.97	-	-	5,984,464.36	-	70,000,000.00	-	54,843,351.98	124,843,351.98
Advice to Debit Account	28,060,080.01	37,639,186.97	-	18,013,806.87	83,713,073.85	-	3,754,751.11	-	246,360,365.11	250,115,116.22
Notice of Transfer Allocations (NTA)	-	-	-	-	-	-	-	-	-	-
MDS Checks Issued	-	-	-	-	-	-	-	-	-	-
Advice to Debit Account	-	-	-	-	-	-	-	-	-	-
Working Fund for FAPS	-	-	-	-	-	-	-	-	-	-
Cash Disbursement Ceiling (CDC)	-	-	-	-	-	-	-	-	-	-
TOTAL CASH DISBURSEMENTS	29,347,070.40	42,336,660.94	-	18,013,806.87	89,697,538.21	-	73,754,751.11	-	301,203,717.09	374,958,468.20
NON-CASH DISBURSEMENTS	2,785,470.30	9,499,588.65	-	-	12,285,058.95	-	-	-	-	-
Tax Remittance Advices Issued (TRA)	2,785,470.30	9,499,588.65	-	-	12,285,058.95	-	-	-	-	-
Non-Cash Availment Authority (NCAA)	-	-	-	-	-	-	-	-	-	-
Disbursements effected through outright deductions from claims	-	-	-	-	-	-	-	-	-	-
Overpayment of expenses	-	-	-	-	-	-	-	-	-	-
Restitution for loss of government property	-	-	-	-	-	-	-	-	-	-
Liquidated damages and similar claims	-	-	-	-	-	-	-	-	-	-
Others (TEF,BTr-Documentary Stamp Tax, etc.)	-	-	-	-	-	-	-	-	-	-
TOTAL NON-CASH DISBURSEMENTS	2,785,470.30	9,499,588.65	-	-	12,285,058.95	-	-	-	-	-
GRAND TOTAL	32,132,540.70	51,836,249.59	-	18,013,806.87	101,982,597.16	-	73,754,751.11	-	301,203,717.09	374,958,468.20

SUMMARY

Particulars	Previous Report	Current Month	As of Date
(1)	(2)	(3)	(4)
Total Disbursement Authorities Received	2,795,103,640.56	1,276,433,058.95	4,071,536,699.51
NCA	2,674,497,000.00	1,264,148,000.00	3,938,645,000.00
NTA	-	-	-
Working Fund	-	-	-
TRA	120,606,640.56	12,285,058.95	132,891,699.51
CDC	-	-	-
NCAA	-	-	-
Less: Notice of Transfer Allocation (NTA) issued*	1,762,731,726.61	718,687,667.20	2,481,419,393.81
Total Disbursements Authorities Available	1,032,371,913.95	557,745,391.75	1,590,117,305.70
Less:	-	-	-
Lapsed NCA	3,619.31	-	3,619.31
Disbursements	1,032,368,294.64	476,941,065.36	1,509,309,360.00
Less: Other Non-Cash Disbursements	-	-	-
Disbursements effected through outright deductions from claims	-	-	-
Others (TEF,BTr-Documentary Stamp Tax, etc.)	-	-	-
Add/Less: Adjustments (e.g. cancelled/stale checks)	-	-	-
Balance of Disbursements Authorities to date	(0.00)	80,804,326.39	80,804,326.39
Total Disbursements Program	1,032,371,913.95	557,745,391.75	1,590,117,305.70
Less: Actual Disbursements	1,032,368,294.64	476,941,065.36	1,509,309,360.00
(Over)/Under spending	3,619.31	80,804,326.39	80,807,945.70


Department : National Economic and Development Authority (NEDA)
 Agency : Philippine Statistics Authority
 Operating Unit : Central Office
 Organization Code (UACS) : 24 008 0100000
 Fund Cluster : 01 - Regular Agency Fund

Particulars (1)	PRIOR YEAR'S BUDGET					SUB-TOTAL 18=(6+17)	TRUST LIABILITIES				GRAND TOTAL					Remarks (28)	
	CURRENT YEARS ACCOUNTS PAYABLE						TOTAL 17=(11+16)	PS (19)	MOOE (20)	CO (21)	TOTAL =(19+20+21)	PS (23)	MOOE (24)	FinEx (25)	CO (26)		TOTAL 27=(23+24+25+26)
	PS (12)	MOOE (13)	FinEx (14)	CO (15)	Sub-Total =(12+13+14+15)												
CASH DISBURSEMENTS	-	-	-	-	-	374,958,468.20	464,656,006.41	-	-	-	-	29,347,070.40	116,091,412.05	-	319,217,523.96	464,656,006.41	
Notice of Cash Allocations	-	-	-	-	-	374,958,468.20	464,656,006.41	-	-	-	-	29,347,070.40	116,091,412.05	-	319,217,523.96	464,656,006.41	
MDS Checks Issued	-	-	-	-	-	124,843,351.98	130,827,816.34	-	-	-	-	1,286,990.39	74,697,473.97	-	54,843,351.98	130,827,816.34	
Advice to Debit Account	-	-	-	-	-	250,115,116.22	333,828,190.07	-	-	-	-	28,060,080.01	41,393,938.08	-	264,374,171.98	333,828,190.07	
Notice of Transfer Allocations (NTA)	-	-	-	-	-	-	-	-	-	-	-	-	-	-	-	-	
MDS Checks Issued	-	-	-	-	-	-	-	-	-	-	-	-	-	-	-	-	
Advice to Debit Account	-	-	-	-	-	-	-	-	-	-	-	-	-	-	-	-	
Working Fund for FAPS	-	-	-	-	-	-	-	-	-	-	-	-	-	-	-	-	
Cash Disbursement Ceiling (CDC)	-	-	-	-	-	-	-	-	-	-	-	-	-	-	-	-	
TOTAL CASH DISBURSEMENTS	-	-	-	-	-	374,958,468.20	464,656,006.41	-	-	-	-	29,347,070.40	116,091,412.05	-	319,217,523.96	464,656,006.41	
NON-CASH DISBURSEMENTS	-	-	-	-	-	-	12,285,058.95	-	-	-	-	2,785,470.30	9,499,588.65	-	-	12,285,058.95	
Tax Remittance Advices Issued (TRA)	-	-	-	-	-	-	12,285,058.95	-	-	-	-	2,785,470.30	9,499,588.65	-	-	12,285,058.95	
Non-Cash Availment Authority (NCAA)	-	-	-	-	-	-	-	-	-	-	-	-	-	-	-	-	
Disbursements effected through outright deductions from claims	-	-	-	-	-	-	-	-	-	-	-	-	-	-	-	-	
Overpayment of expenses	-	-	-	-	-	-	-	-	-	-	-	-	-	-	-	-	
Restitution for loss of government property	-	-	-	-	-	-	-	-	-	-	-	-	-	-	-	-	
Liquidated damages and similar claims	-	-	-	-	-	-	-	-	-	-	-	-	-	-	-	-	
Others (TEF, BTr-Documentary Stamp Tax, etc.)	-	-	-	-	-	-	-	-	-	-	-	-	-	-	-	-	
TOTAL NON-CASH DISBURSEMENTS	-	-	-	-	-	-	12,285,058.95	-	-	-	-	2,785,470.30	9,499,588.65	-	-	12,285,058.95	
GRAND TOTAL	-	-	-	-	-	374,958,468.20	476,941,065.36	-	-	-	-	32,132,540.70	125,591,000.70	-	319,217,523.96	476,941,065.36	


Certified Correct.


MARIA CELESTE D.L. BALANZA
 Accounting Division
 Officer-in-Charge

Recommending Approval


SOCRATES L. RAMORES
 Assistant National Statistician
 Finance and Administrative Services

Approved by


CLAIRE DENNIS S. MAPA, Ph.D.
 Undersecretary
 National Statistician and Civil Registrar General


MONTHLY REPORT OF DISBURSEMENTS
For the month of July 2021

Department : National Economic and Development Authority (NEDA)
 Agency : Philippine Statistics Authority
 Operating Unit : Consolidated Regional Statistical Services Office
 Organization Code (UACS) : 24 008 0100000
 Fund Cluster : 01 - Regular Agency Fund

Particulars (1)	CURRENT YEAR'S BUDGET					PRIOR YEAR'S BUDGET				
	PS	MOOE	FinEx	CO	TOTAL	PRIOR YEAR'S ACCOUNTS PAYABLE				
	(2)	(3)	(4)	(5)	6=(2+3+4+5)	PS (7)	MOOE (8)	FinEx (9)	CO (10)	Sub-Total 11=(7+8+9+10)
CASH DISBURSEMENTS	51,137,401.20	423,602,827.34	1,600.00	-	474,741,828.54	-	12,506.25	-	-	12,506.25
Notice of Cash Allocations	49,109,940.03	406,110,382.73	1,600.00	-	455,221,922.76	-	12,506.25	-	-	12,506.25
MDS Checks Issued	9,235,495.87	36,157,544.21	1,600.00	-	45,394,640.08	-	12,506.25	-	-	12,506.25
Advice to Debit Account	39,874,444.16	369,952,838.52	-	-	409,827,282.68	-	-	-	-	-
Notice of Transfer Allocations (NTA)	2,027,461.17	17,492,444.61	-	-	19,519,905.78	-	-	-	-	-
MDS Checks Issued	1,224,094.72	12,094,836.14	-	-	13,318,930.86	-	-	-	-	-
Advice to Debit Account	803,366.45	5,397,608.47	-	-	6,200,974.92	-	-	-	-	-
Working Fund for FAPS	-	-	-	-	-	-	-	-	-	-
Cash Disbursement Ceiling (CDC)	-	-	-	-	-	-	-	-	-	-
TOTAL CASH DISBURSEMENTS	51,137,401.20	423,602,827.34	1,600.00	-	474,741,828.54	-	12,506.25	-	-	12,506.25
NON-CASH DISBURSEMENTS	5,054,798.56	8,662,683.37	-	-	13,717,481.93	-	-	-	-	-
Tax Remittance Advices Issued (TRA)	5,054,798.56	8,662,683.37	-	-	13,717,481.93	-	-	-	-	-
Non-Cash Availment Authority (NCAA)	-	-	-	-	-	-	-	-	-	-
Disbursements effected through outright deductions from claims	-	-	-	-	-	-	-	-	-	-
Overpayment of expenses	-	-	-	-	-	-	-	-	-	-
Restitution for loss of government property	-	-	-	-	-	-	-	-	-	-
Liquidated damages and similar claims	-	-	-	-	-	-	-	-	-	-
Others (TEF, BTr-Documentary Stamp Tax, etc.)	-	-	-	-	-	-	-	-	-	-
TOTAL NON-CASH DISBURSEMENTS	5,054,798.56	8,662,683.37	-	-	13,717,481.93	-	-	-	-	-
GRAND TOTAL	56,192,199.76	432,265,510.71	1,600.00	-	488,459,310.47	-	12,506.25	-	-	12,506.25

SUMMARY

Particulars (1)	Previous Report (2)	Current Month (3)	As of Date (4)
Total Disbursement Authorities Received	2,773,355,455.38	880,008,520.07	3,653,363,975.45
NCA	793,792,000.00	123,853,000.00	917,645,000.00
NTA	1,878,058,544.11	742,422,177.11	2,620,480,721.22
Working Fund	-	-	-
TRA	101,504,911.28	13,733,342.96	115,238,254.24
CDC	-	-	-
NCAA	-	-	-
Less: Notice of Transfer Allocation (NTA) issued*	115,326,817.50	23,734,509.91	139,061,327.41
Total Disbursements Authorities Available	2,658,028,637.88	856,274,010.16	3,514,302,648.04
Less:	-	-	-
Lapsed NCA	2,672,642.75	-	2,672,642.75
Disbursements	2,637,334,281.61	504,529,643.52	3,141,863,925.13
Less: Other Non-Cash Disbursements	-	-	-
Disbursements effected through outright deductions from claims	-	-	-
Overpayment of expenses	-	-	-
Restitution for loss of government property	-	-	-
Liquidated damages and similar claims	-	-	-
Others (TEF, BTr-Documentary Stamp Tax, etc.)	-	-	-
Add/Less: Adjustments (e.g. cancelled/staled checks)	61,349.10	-	61,349.10
Balance of Disbursements Authorities to date	18,083,062.63	351,744,366.64	369,827,429.27
Total Disbursements Program	2,658,089,986.98	856,274,010.16	3,514,363,997.14
Less: Actual Disbursements	2,637,334,281.61	504,529,643.52	3,141,863,925.13
(Over)/Under spending	20,755,705.38	351,744,366.64	372,500,072.02




Handwritten signature


Department : National Economic and Development Authority (NEDA)
 Agency : Philippine Statistics Authority
 Operating Unit : Consolidated Regional Statistical Services Office
 Organization Code (UACS) : 24 008 0100000
 Fund Cluster : 01 - Regular Agency Fund

Particulars	PRIOR YEAR'S BUDGET						SUB-TOTAL	TRUST LIABILITIES				GRAND TOTAL					Remarks
	CURRENT YEARS ACCOUNTS PAYABLE					TOTAL		PS	MOOE	CO	TOTAL	PS	MOOE	FinEx	CO	TOTAL	
	PS	MOOE	FinEx	CO	Sub-Total												
(1)	(12)	(13)	(14)	(15)	16=(12+13+14+15)	17=(11+16)	(19)	(20)	(21)	=(19+20+21)	(23)	(24)	(25)	(26)	27=(23+24+25+26)	(28)	
CASH DISBURSEMENTS	-	16,041,965.77	-	-	16,041,965.77	16,054,472.02	490,796,300.56	-	-	-	-	51,137,401.20	439,657,299.36	1,600.00	-	490,796,300.56	
Notice of Cash Allocations	-	16,001,737.91	-	-	16,001,737.91	16,014,244.16	471,236,166.92	-	-	-	-	49,109,940.03	422,124,626.89	1,600.00	-	471,236,166.92	
MDS Checks Issued	-	38,011.05	-	-	38,011.05	50,517.30	45,445,157.38	-	-	-	-	9,235,495.87	36,208,061.51	1,600.00	-	45,445,157.38	
Advice to Debit Account	-	15,963,726.86	-	-	15,963,726.86	15,963,726.86	425,791,009.54	-	-	-	-	39,874,444.16	385,916,565.38	-	-	425,791,009.54	
Notice of Transfer Allocations (NTA)	-	40,227.86	-	-	40,227.86	40,227.86	19,560,133.64	-	-	-	-	2,027,461.17	17,532,672.47	-	-	19,560,133.64	
MDS Checks Issued	-	40,227.86	-	-	40,227.86	40,227.86	13,359,158.72	-	-	-	-	1,224,094.72	12,135,064.00	-	-	13,359,158.72	
Advice to Debit Account	-	-	-	-	-	-	6,200,974.92	-	-	-	-	803,366.45	5,397,608.47	-	-	6,200,974.92	
Working Fund for FAPS	-	-	-	-	-	-	-	-	-	-	-	-	-	-	-	-	
Cash Disbursement Ceiling (CDC)	-	-	-	-	-	-	-	-	-	-	-	-	-	-	-	-	
TOTAL CASH DISBURSEMENTS	-	16,041,965.77	-	-	16,041,965.77	16,054,472.02	490,796,300.56	-	-	-	-	51,137,401.20	439,657,299.36	1,600.00	-	490,796,300.56	
NON-CASH DISBURSEMENTS	-	15,771.03	-	-	15,771.03	15,771.03	13,733,252.96	-	-	-	-	5,054,798.56	8,678,454.40	-	-	13,733,252.96	
Tax Remittance Advices Issued (TRA)	-	15,771.03	-	-	15,771.03	15,771.03	13,733,252.96	-	-	-	-	5,054,798.56	8,678,454.40	-	-	13,733,252.96	
Non-Cash Availment Authority (NCAA)	-	-	-	-	-	-	-	-	-	-	-	-	-	-	-	-	
Disbursements effected through outright deductions from claims	-	-	-	-	-	-	-	-	-	-	-	-	-	-	-	-	
Overpayment of expenses	-	-	-	-	-	-	-	-	-	-	-	-	-	-	-	-	
Restitution for loss of government property	-	-	-	-	-	-	-	-	-	-	-	-	-	-	-	-	
Liquidated damages and similar claims	-	-	-	-	-	-	-	-	-	-	-	-	-	-	-	-	
Others (TEF, BTr-Documentary Stamp Tax, etc.)	-	-	-	-	-	-	-	-	-	-	-	-	-	-	-	-	
TOTAL NON-CASH DISBURSEMENTS	-	15,771.03	-	-	15,771.03	15,771.03	13,733,252.96	-	-	-	-	5,054,798.56	8,678,454.40	-	-	13,733,252.96	
GRAND TOTAL	-	16,057,736.80	-	-	16,057,736.80	16,070,243.05	504,529,553.52	-	-	-	-	56,192,199.76	448,335,753.76	1,600.00	-	504,529,553.52	


Certified Correct:


 MARIA CELESTE D.L. BALANZA
 Accounting Division
 Officer-in-Charge

Recommending Approval:


 SOCRATES L. RAMORES
 Assistant National Statistician
 Finance and Administrative Services

Approved by:


 CLAIRE DENNIS S. MAPA, Ph.D.
 Undersecretary
 National Statistician and Civil Registrar General


MONTHLY REPORT OF DISBURSEMENTS
For the month of July 2021

Department : National Economic and Development Authority (NEDA)
 Agency : Philippine Statistics Authority
 Operating Unit : All
 Organization Code (UACS) : 24 008 0100000
 Fund Cluster : 01 - Regular Agency Fund

Particulars (1)	CURRENT YEAR'S BUDGET					PRIOR YEAR'S BUDGET				
	PS (2)	MOOE (3)	FinEx (4)	CO (5)	TOTAL 6=(2+3+4+5)	PRIOR YEAR'S ACCOUNTS PAYABLE				Sub-Total 11=(7+8+9+10)
						PS (7)	MOOE (8)	FinEx (9)	CO (10)	
CASH DISBURSEMENTS	80,484,471.60	465,939,488.28	1,600.00	18,013,806.87	564,439,366.75	-	73,767,257.36	-	301,203,717.09	374,970,974.45
Notice of Cash Allocations	78,457,010.43	448,447,043.67	1,600.00	18,013,806.87	544,919,460.97	-	73,767,257.36	-	301,203,717.09	374,970,974.45
MDS Checks Issued	10,522,486.26	40,855,018.18	1,600.00	-	51,379,104.44	-	70,012,506.25	-	54,843,351.98	124,855,858.23
Advice to Debit Account	67,934,524.17	407,592,025.49	-	18,013,806.87	493,540,356.53	-	3,754,751.11	-	246,360,365.11	250,115,116.22
Notice of Transfer Allocations (NTA)	2,027,461.17	17,492,444.61	-	-	19,519,905.78	-	-	-	-	-
MDS Checks Issued	1,224,094.72	12,094,836.14	-	-	13,318,930.86	-	-	-	-	-
Advice to Debit Account	803,366.45	5,397,608.47	-	-	6,200,974.92	-	-	-	-	-
Working Fund for FAPS	-	-	-	-	-	-	-	-	-	-
Cash Disbursement Ceiling (CDC)	-	-	-	-	-	-	-	-	-	-
TOTAL CASH DISBURSEMENTS	80,484,471.60	465,939,488.28	1,600.00	18,013,806.87	564,439,366.75	-	73,767,257.36	-	301,203,717.09	374,970,974.45
NON-CASH DISBURSEMENTS	7,840,268.86	18,162,272.02	-	-	26,002,540.88	-	-	-	-	-
Tax Remittance Advices Issued (TRA)	7,840,268.86	18,162,272.02	-	-	26,002,540.88	-	-	-	-	-
Non-Cash Availment Authority (NCAA)	-	-	-	-	-	-	-	-	-	-
Disbursements effected through outright deductions from claims	-	-	-	-	-	-	-	-	-	-
Overpayment of expenses	-	-	-	-	-	-	-	-	-	-
Restitution for loss of government property	-	-	-	-	-	-	-	-	-	-
Liquidated damages and similar claims	-	-	-	-	-	-	-	-	-	-
Others (TEF,BTr-Documentary Stamp Tax, etc.)	-	-	-	-	-	-	-	-	-	-
TOTAL NON-CASH DISBURSEMENTS	7,840,268.86	18,162,272.02	-	-	26,002,540.88	-	-	-	-	-
GRAND TOTAL	88,324,740.46	484,101,760.30	1,600.00	18,013,806.87	590,441,907.63	-	73,767,257.36	-	301,203,717.09	374,970,974.45

SUMMARY

Particulars (1)	Previous Report (2)	Current Month (3)	As of Date (4)
Total Disbursement Authorities Received	5,568,459,095.94	2,156,441,579.02	7,724,900,674.96
NCA	3,468,289,000.00	1,388,001,000.00	4,856,290,000.00
NTA	1,878,058,544.11	742,422,177.11	2,620,480,721.22
Working Fund	-	-	-
TRA	222,111,551.83	26,018,401.91	248,129,953.74
CDC	-	-	-
NCAA	-	-	-
Less: Notice of Transfer Allocation (NTA) issued*	1,878,058,544.11	742,422,177.11	2,620,480,721.22
Total Disbursements Authorities Available	3,690,400,551.83	1,414,019,401.91	5,104,419,953.74
Less:	-	-	-
Lapsed NCA	2,676,262.06	-	2,676,262.06
Disbursements	3,669,702,576.24	981,470,708.88	4,651,173,285.12
Less: Other Non-Cash Disbursements	-	-	-
Disbursements effected through outright deductions from claims	-	-	-
Overpayment of expenses	-	-	-
Restitution for loss of government property	-	-	-
Liquidated damages and similar claims	-	-	-
Others (TEF,BTr-Documentary Stamp Tax, etc.)	-	-	-
Add/Less: Adjustments (e.g. cancelled/staled checks)	61,349.10	-	61,349.10
Balance of Disbursements Authorities to date	18,083,062.63	432,548,693.03	450,631,755.66
Total Disbursements Program	3,690,461,900.93	1,414,019,401.91	5,104,481,302.84
Less: Actual Disbursements	3,669,702,576.24	981,470,708.88	4,651,173,285.12
(Over)/Under spending	20,759,324.69	432,548,693.03	453,308,017.72




[Handwritten signature]

Department : National Economic and Development Authority (NEDA)
 Agency : Philippine Statistics Authority
 Operating Unit : All
 Organization Code (UACS) : 24 008 0100000
 Fund Cluster : 01 - Regular Agency Fund

Particulars	PRIOR YEAR'S BUDGET						SUB-TOTAL	TRUST LIABILITIES				GRAND TOTAL					Remarks								
	CURRENT YEARS ACCOUNTS PAYABLE					TOTAL		PS	MOOE	CO	TOTAL	PS	MOOE	FinEx	CO	TOTAL									
	PS	MOOE	FinEx	CO	Sub-Total													(12)	(13)	(14)	(15)	16=(12+13+14+15)	17=(11+16)	18=(6+17)	(19)
CASH DISBURSEMENTS	-	16,041,965.77	-	-	16,041,965.77	391,012,940.22	955,452,306.97	-	-	-	-	80,484,471.60	555,748,711.41	1,600.00	319,217,523.96	955,452,306.97									
Notice of Cash Allocations	-	16,001,737.91	-	-	16,001,737.91	390,972,712.36	935,892,173.33	-	-	-	-	78,457,010.43	538,216,038.94	1,600.00	319,217,523.96	935,892,173.33									
MDS Checks Issued	-	38,011.05	-	-	38,011.05	124,893,869.28	176,272,973.72	-	-	-	-	10,522,486.26	110,905,535.48	1,600.00	54,843,351.98	176,272,973.72									
Advice to Debit Account	-	15,963,726.86	-	-	15,963,726.86	266,078,843.08	759,619,199.61	-	-	-	-	67,934,524.17	427,310,503.46	-	264,374,171.98	759,619,199.61									
Notice of Transfer Allocations (NTA)	-	40,227.86	-	-	40,227.86	40,227.86	19,560,133.64	-	-	-	-	2,027,461.17	17,532,672.47	-	-	19,560,133.64									
MDS Checks Issued	-	40,227.86	-	-	40,227.86	40,227.86	13,359,158.72	-	-	-	-	1,224,094.72	12,135,064.00	-	-	13,359,158.72									
Advice to Debit Account	-	-	-	-	-	-	6,200,974.92	-	-	-	-	803,366.45	5,397,608.47	-	-	6,200,974.92									
Working Fund for FAPS	-	-	-	-	-	-	-	-	-	-	-	-	-	-	-	-									
Cash Disbursement Ceiling (CDC)	-	-	-	-	-	-	-	-	-	-	-	-	-	-	-	-									
TOTAL CASH DISBURSEMENTS	-	16,041,965.77	-	-	16,041,965.77	391,012,940.22	955,452,306.97	-	-	-	-	80,484,471.60	555,748,711.41	1,600.00	319,217,523.96	955,452,306.97									
NON-CASH DISBURSEMENTS	-	15,771.03	-	-	15,771.03	15,771.03	26,018,311.91	-	-	-	-	7,840,268.86	18,178,043.05	-	-	26,018,311.91									
Tax Remittance Advices Issued (TRA)	-	15,771.03	-	-	15,771.03	15,771.03	26,018,311.91	-	-	-	-	7,840,268.86	18,178,043.05	-	-	26,018,311.91									
Non-Cash Availment Authority (NCAA)	-	-	-	-	-	-	-	-	-	-	-	-	-	-	-	-									
Disbursements effected through outright deductions from claims	-	-	-	-	-	-	-	-	-	-	-	-	-	-	-	-									
Overpayment of expenses	-	-	-	-	-	-	-	-	-	-	-	-	-	-	-	-									
Restitution for loss of government property	-	-	-	-	-	-	-	-	-	-	-	-	-	-	-	-									
Liquidated damages and similar claims	-	-	-	-	-	-	-	-	-	-	-	-	-	-	-	-									
Others (TEF, BTR, Documentary Stamp Tax, etc.)	-	-	-	-	-	-	-	-	-	-	-	-	-	-	-	-									
TOTAL NON-CASH DISBURSEMENTS	-	15,771.03	-	-	15,771.03	15,771.03	26,018,311.91	-	-	-	-	7,840,268.86	18,178,043.05	-	-	26,018,311.91									
GRAND TOTAL	-	16,057,736.80	-	-	16,057,736.80	391,028,711.25	981,470,618.88	-	-	-	-	88,324,740.46	573,926,754.46	1,600.00	319,217,523.96	981,470,618.88									


Certified Correct


MARIA CELESTE D.L. BALANZA
 Accounting Division
 Officer-in-Charge

Recommending Approval.


SOCRATES L. RAMORES
 Assistant National Statistician
 Finance and Administrative Services

Approved by:


CLAIRE DENNIS S. MAPA, Ph.D.
 Undersecretary
 National Statistician and Civil Registrar General