



In following-up, pls. cite DMS ref #

**2021-BA-0039933**

REPUBLIC OF THE PHILIPPINES  
**DEPARTMENT OF BUDGET AND MANAGEMENT**  
GENERAL SOLANO STREET, SAN MIGUEL, MANILA

**ACKNOWLEDGEMENT RECEIPT**

The **DEPARTMENT OF BUDGET AND MANAGEMENT** hereby acknowledges the receipt of your letter/request which has been uploaded to the DBM-Document Management System and routed to the appropriate office/s with the following information:

Sender: PSA - PERSONAL DELIVERY

Document Title: PSA-FARs FOR THE MONTH OF MARCH 2021

Document Reference No: 2021-BA-0039933

Date and Time Uploaded: Monday, April 19, 2021 12:27:13 PM

Uploaded By: CRD RECEIVING

Routed To: BMB-A Christine P. Santos


CC:

Total no of pages received: 1 copy and 10 pages

The determination of the completeness of the documentary requirements submitted, if any, is subject to the evaluation of the technical person in charge.

This receipt is system generated and does not require signature.

Received by:



DOCUMENT  
MANAGEMENT  
SYSTEM



REPUBLIC OF THE PHILIPPINES  
**PHILIPPINE STATISTICS AUTHORITY**

Reference No. 21FAS03-198

19 April 2021

**MS. VILLA DJ. BERNALDO**

Assistant Commissioner  
COA-Government Accountancy Office  
Commonwealth Ave., Quezon City

*S. Libkrait*  
**MARY JANE S. LIBKRAIT**  
Administrative Officer IV  
Government Accountancy Office  
Date: 10 APR 2021

Dear Madam,

We are transmitting the following Financial Accountability Reports (FAR) for the month of March 2021 as listed below:

- a) Central Office Monthly Report of Disbursement (FAR no. 4) – Regular Fund
- b) Consolidated RSSO Monthly Report of Disbursement (FAR no. 4) – Regular Fund
- c) ALL (combined Central Office and RSSO) Monthly Report of Disbursement (FAR no. 4) – Regular Fund
- d) Central Office Quarterly Report of Revenue and Other Receipts (FAR no. 5) – Regular Fund
- e) Central Office Quarterly Report of Revenue and Other Receipts (FAR no. 5) – Trust Fund
- f) ALL (combined Central Office and RSSO) Office Quarterly Report of Revenue and Other Receipts (FAR no. 5) – Regular Fund

Please acknowledge receipt. Thank you.

*\*Please note that the above-mentioned FARs were submitted online on 10 April 2021.*

Very truly yours,

**MS. MARIA CELESTE D.L. BALANZA**  
Officer-in-Charge, Accounting Division

---

**ACKNOWLEDGMENT RECEIPT**

**MS. MARIA CELESTE D.L. BALANZA**  
Officer-in-Charge, Accounting Division  
PSA

This is to acknowledge receipt of the reports as mentioned above

Received by: \_\_\_\_\_


Date Received: \_\_\_\_\_



**MONTHLY REPORT OF DISBURSEMENTS**  
For the month of March 2021

FAR no. 4

Department : National Economic and Development Authority (NEDA)  
Agency : Philippine Statistics Authority  
Operating Unit : Central Office  
Organization Code (UACS) : 24 008 0100000  
Fund Cluster : 01 - Regular Agency Fund




Particulars	CURRENT YEAR'S BUDGET					PRIOR YEAR'S BUDGET				
	PS	MOOE	Finex	CO	TOTAL	PS	MOOE	Finex	CO	Sub-Total
(1)	(2)	(3)	(4)	(5)	6=(2+3+4+5)	(7)	(8)	(9)	(10)	11=(7+8+9+10)
CASH DISBURSEMENTS	28,747,080.71	45,178,010.92	-	-	73,925,091.63	97,976.77	1,625,672.59	-	124,711,052.46	126,434,701.82
Notice of Cash Allocations	28,747,080.71	45,178,010.92	-	-	73,925,091.63	97,976.77	1,625,672.59	-	124,711,052.46	126,434,701.82
MDS Checks Issued	8,270,049.11	17,582,736.19	-	-	25,852,785.30	97,976.77	-	-	29,394,338.48	29,492,315.25
Notice to Debit Account	20,477,031.60	27,595,274.73	-	-	48,072,306.33	-	1,625,672.59	-	95,316,713.98	96,942,386.57
Non-Cash Transfer Allocations (NTA)	-	-	-	-	-	-	-	-	-	-
MDS Checks Issued	-	-	-	-	-	-	-	-	-	-
Advice to Debit Account	-	-	-	-	-	-	-	-	-	-
Working Fund for FAPS	-	-	-	-	-	-	-	-	-	-
Cash Disbursement Ceiling (CDC)	-	-	-	-	-	-	-	-	-	-
TOTAL CASH DISBURSEMENTS	28,747,080.71	45,178,010.92	-	-	73,925,091.63	97,976.77	1,625,672.59	-	124,711,052.46	126,434,701.82
NON-CASH DISBURSEMENTS	2,926,663.78	10,122,590.32	-	-	13,049,254.10	-	-	-	-	-
Tax Reimittance Advices Issued (TRA)	2,926,663.78	10,122,590.32	-	-	13,049,254.10	-	-	-	-	-
Non-Cash Availment Authority (NCAA)	-	-	-	-	-	-	-	-	-	-
Disbursements effected through outright deductions from claims	-	-	-	-	-	-	-	-	-	-
Overpayment of expenses	-	-	-	-	-	-	-	-	-	-
Restitution for loss of government property	-	-	-	-	-	-	-	-	-	-
Liquidated damages and similar claims	-	-	-	-	-	-	-	-	-	-
Others (TEF, BT, Documentary Stamp Tax, etc.)	2,926,663.78	10,122,590.32	-	-	13,049,254.10	-	-	-	-	-
TOTAL NON-CASH DISBURSEMENTS	2,926,663.78	10,122,590.32	-	-	13,049,254.10	-	-	-	-	-
GRAND TOTAL	31,673,744.49	55,300,601.24	-	-	86,974,345.73	97,976.77	1,625,672.59	-	124,711,052.46	126,434,701.82


**SUMMARY**

Particulars	Previous Report	Current Month	As of Date
(1)	(2)	(3)	(4)
Total Disbursement: Authorities Received	794,518,823.63	438,000,254.10	1,232,519,080.73
NCA	709,197,000.00	424,951,000.00	1,134,148,000.00
NTA	-	-	-
Working Fund	85,321,823.63	13,049,254.10	98,371,080.73
TRA	-	-	-
CDC	-	-	-
NCAA	-	-	-
Less: Notice of Transfer Allocation (NTA) issued*	435,081,171.96	227,841,885.30	662,923,057.26
Total Disbursement: Authorities Available	359,437,651.67	210,158,368.80	569,596,023.47
Less:	-	-	-
Lapsed NCA	-	2,356.64	2,356.64
Disbursements	356,184,613.28	213,409,047.55	569,593,666.83
Less: Other Non-Cash Disbursements	-	-	-
Disbursement: s effected through outright deductions from claims	-	-	-
Others (TEF, BT, Documentary Stamp Tax, etc.)	-	-	-
Add/less: Adjustments (e.g. cancelled/stated checks)	3,253,035.39	(3,253,035.39)	(0.00)
Balance of Disbursements Authorities to date	359,437,654.67	210,158,368.80	569,596,023.47
Total Disbursements Program	356,184,619.28	213,409,047.55	569,593,666.83
Less: Actual Disbursements	3,253,035.39	(3,250,678.75)	2,356.64
(Over)/Under spending	-	-	-


Department : National Economic and Development Authority (NEDA)  
 Agency : Philippine Statistics Authority  
 Operating Unit : Central Office  
 Organization Code (UACS) : 24 008 0100000  
 Fund Cluster : 01 - Regular Agency Fund

Particulars	PRIOR YEAR'S BUDGET					TOTAL	SUB-TOTAL	TRUST LIABILITIES			GRAND TOTAL					Remarks
	PS (12)	MOOE (13)	FinEx (14)	CO (15)	Sub-Total = (12+13+14)			PS (19)	MOOE (20)	CO (21)	TOTAL = (19+20)	PS (23)	MOOE (24)	FinEx (25)	CO (26)	
CASH DISBURSEMENTS	-	-	-	-	-	126,434,701.82	200,359,793.45	-	-	-	28,845,057.48	46,803,683.51	-	124,711,052.46	200,359,793.45	
Notice of Cash Allocations	-	-	-	-	-	126,434,701.82	200,359,793.45	-	-	-	28,845,057.48	46,803,683.51	-	124,711,052.46	200,359,793.45	
MDS Checks Issued	-	-	-	-	-	29,492,315.25	55,345,100.55	-	-	-	8,368,025.88	17,582,736.19	-	29,394,338.48	55,345,100.55	
Advice to Debit Account	-	-	-	-	-	96,942,386.57	145,014,692.90	-	-	-	20,477,031.60	29,220,947.32	-	95,316,713.98	145,014,692.90	
Notice of Transfer Allocations (NTA)	-	-	-	-	-	-	-	-	-	-	-	-	-	-	-	
MDS Checks Issued	-	-	-	-	-	-	-	-	-	-	-	-	-	-	-	
Advice to Debit Account	-	-	-	-	-	-	-	-	-	-	-	-	-	-	-	
Working Fund for FAPS	-	-	-	-	-	-	-	-	-	-	-	-	-	-	-	
Cash Disbursement Ceiling (CDC)	-	-	-	-	-	-	-	-	-	-	-	-	-	-	-	
TOTAL CASH DISBURSEMENTS	-	-	-	-	-	126,434,701.82	200,359,793.45	-	-	-	28,845,057.48	46,803,683.51	-	124,711,052.46	200,359,793.45	
NON-CASH DISBURSEMENTS	-	-	-	-	-	-	13,049,254.10	-	-	-	2,926,663.78	10,122,590.32	-	13,049,254.10	13,049,254.10	
Tax Reimburse Advices Issued (TRA)	-	-	-	-	-	-	13,049,254.10	-	-	-	2,926,663.78	10,122,590.32	-	13,049,254.10	13,049,254.10	
Non-Cash Availment Authority (NCAA)	-	-	-	-	-	-	-	-	-	-	-	-	-	-	-	
Disbursements effected through outright deductions from claims	-	-	-	-	-	-	-	-	-	-	-	-	-	-	-	
Overpayment of expenses	-	-	-	-	-	-	-	-	-	-	-	-	-	-	-	
Restitution for loss of government property	-	-	-	-	-	-	-	-	-	-	-	-	-	-	-	
Liquidated damages and similar claims	-	-	-	-	-	-	-	-	-	-	-	-	-	-	-	
Others (TFF, Bit-Documentary Stamp Tax, etc.)	-	-	-	-	-	-	-	-	-	-	-	-	-	-	-	
TOTAL NON-CASH DISBURSEMENTS	-	-	-	-	-	-	13,049,254.10	-	-	-	2,926,663.78	10,122,590.32	-	13,049,254.10	13,049,254.10	
GRAND TOTAL	-	-	-	-	-	126,434,701.82	213,409,047.55	-	-	-	31,771,721.26	56,926,273.83	-	124,711,052.46	213,409,047.55	

Certified Correct:  
  
 MARIA CELESTE B.L. BALAN  
 Accounting Division  
 Officer-in-Charge

Approved by:  
  
 CLAIRE DENNIS S. MAPA Ph.D.  
 Undersecretary  
 National Statistician and Civil Registrar General

**MONTHLY REPORT OF DISBURSEMENTS**  
For the month of March 2021



FAR no. 4

Department : National Economic and Development Authority (NEDA)  
Agency : Philippine Statistics Authority  
Operating Unit : Consolidated Regional Statistical Services Office  
Organization Code (UACS) : 24 002 0100000  
Fund Cluster : 01 - Regular Agency Fund


Particulars	CURRENT YEARS BUDGET					PRIOR YEARS BUDGET				
	PS	MOOE	FINEX	CO	TOTAL	PS	MOOE	FINEX	CO	Sub-Total
	(2)	(3)	(4)	(5)	6=(2,3+4+5)	(7)	(8)	(9)	(10)	11=(7+8+9+10)
CASH DISBURSEMENTS	90,652,392.45	326,670,812.63	-	495,249.14	417,818,454.22	-	2,500,372.34	-	901,382.34	3,401,754.68
Notice of Cash Allocations	88,876,115.58	322,851,882.74	-	495,249.14	412,223,247.46	-	2,496,372.34	-	901,382.34	3,397,754.68
MDS Checks Issued	13,424,734.53	44,593,515.92	-	276,633.60	38,286,865.99	-	2,481,367.34	-	901,382.34	2,481,367.34
Advice to Debit Account	75,451,381.05	278,258,366.82	-	-	353,986,381.47	-	15,005.00	-	-	916,387.34
Notice of Transfer Allocations (NTA)	1,776,276.87	3,818,929.89	-	-	5,595,206.76	-	4,000.00	-	-	4,000.00
MDS Checks Issued	1,152,652.00	2,742,194.95	-	-	3,894,846.95	-	4,000.00	-	-	4,000.00
Advice to Debit Account	623,624.87	1,076,734.94	-	-	1,700,359.81	-	-	-	-	-
Cash Disbursement Ceiling (CDC)	-	-	-	-	-	-	-	-	-	-
TOTAL CASH DISBURSEMENTS	90,652,392.45	326,670,812.63	-	495,249.14	417,818,454.22	-	2,500,372.34	-	901,382.34	3,401,754.68
NON-CASH DISBURSEMENTS	4,643,950.71	6,866,074.28	-	-	11,510,024.99	-	159,978.05	-	5,241.70	165,219.75
Tax Remittance Advices Issued (TRA)	4,643,950.71	6,866,074.28	-	-	11,510,024.99	-	159,978.05	-	5,241.70	165,219.75
Non-Cash Availment Authority (NCAA)	-	-	-	-	-	-	-	-	-	-
Disbursements effected through outright deductions from claims	-	-	-	-	-	-	-	-	-	-
Overpayment of expenses	-	-	-	-	-	-	-	-	-	-
Restitution for loss of government property	-	-	-	-	-	-	-	-	-	-
Liquidated damages and similar claims	-	-	-	-	-	-	-	-	-	-
Others (IEF, 8T, Documentary Stamp Tax, etc.)	-	-	-	-	-	-	-	-	-	-
TOTAL NON-CASH DISBURSEMENTS	4,643,950.71	6,866,074.28	-	-	11,510,024.99	-	159,978.05	-	5,241.70	165,219.75
GRAND TOTAL	95,296,343.16	333,536,886.91	-	495,249.14	429,328,479.21	-	2,660,350.39	-	906,624.04	3,566,974.43


**SUMMARY**


Particulars	Particulars	Previous Report	Current Month	As of Date
	(1)	(2)	(3)	(4)
Total Disbursement Authorities Received	788,844,803.94	788,844,803.94	348,203,655.65	1,137,048,459.49
NCA	276,044,000.00	276,044,000.00	95,270,000.00	371,314,000.00
NTA	460,594,842.01	460,594,842.01	241,106,801.92	701,701,643.93
Working Fund	-	-	-	-
TRA	52,205,961.83	52,205,961.83	11,826,853.73	64,032,815.56
CDC	-	-	-	-
NCAA	-	-	-	-
Less: Notice of Transfer Allocation (NTA) issued	25,513,670.05	25,513,670.05	13,264,916.62	38,778,586.67
Total Disbursements Authorities Available	763,331,133.79	763,331,133.79	334,938,739.03	1,098,269,872.82
Less:	-	-	-	-
Lapsed NCA	-	-	6,449.14	6,449.14
Disbursements	639,002,150.31	639,002,150.31	456,453,299.22	1,095,455,449.53
Less: Other Non-Cash Disbursements	-	-	-	-
Disbursements effected through outright deductions from claims	-	-	-	-
Overpayment of expenses	-	-	-	-
Restitution for loss of government property	-	-	-	-
Liquidated damages and similar claims	-	-	-	-
Others (IEF, 8T, Documentary Stamp Tax, etc.)	-	-	-	-
Add: Less: Adjustments (e.g. cancelled/stated checks)	36,663.43	36,663.43	3,999.92	40,663.35
Balance of Disbursements Authorities to date	124,365,646.91	124,365,646.91	(121,517,009.41)	2,848,637.50
Total Disbursements Program	763,367,797.22	763,367,797.22	334,942,738.95	1,098,310,536.17
Less: Actual Disbursements	639,002,150.31	639,002,150.31	456,453,299.22	1,095,455,449.53
(Over)/Under spending	124,365,646.91	124,365,646.91	(121,510,560.27)	2,853,086.64

Department : National Economic and Development Authority (NEDA)  
 Agency : Philippine Statistics Authority  
 Operating Unit : Consolidated Regional Statistical Services Office  
 Organization Code (UACS) : 24 008 0100000  
 Fund Cluster : 01 - Regular Agency Fund

Particulars	PRIOR YEARS BUDGET						TRUST LIABILITIES						GRAND TOTAL						Remarks
	PS (12)	MOOE (13)	FinEx (14)	CO (15)	Sub-Total (16=(12+13+14+15))	TOTAL (17=(11+16))	PS (19)	MOOE (20)	CO (21)	TOTAL (19+20+21)	PS (23)	MOOE (24)	FinEx (25)	CO (26)	TOTAL (27=(23+24+25+26))				
CASH DISBURSEMENTS	-	23,406,236.59	-	-	23,406,236.59	26,807,991.27	-	-	-	-	90,652,392.45	352,577,421.56	-	1,396,631.48	444,626,445.49				
Notice of Cash Allocations	-	7,134,482.63	-	-	7,134,482.63	10,532,237.31	-	-	-	-	88,876,115.58	332,482,737.71	-	1,396,631.48	422,755,484.77				
MDS Checks Issued	-	190,479.70	-	-	190,479.70	2,671,847.04	-	-	-	-	13,424,734.53	47,265,362.96	-	218,615.54	60,908,713.03				
Advice to Debit Account	-	6,944,002.93	-	-	6,944,002.93	7,860,390.27	-	-	-	-	75,451,381.05	285,217,374.75	-	1,178,015.94	361,846,771.74				
Notice of Transfer Allocations (NTA)	-	16,271,753.96	-	-	16,271,753.96	16,275,753.96	-	-	-	-	1,776,276.87	20,094,683.85	-	-	21,870,960.72				
MDS Checks Issued	-	11,057,012.31	-	-	11,057,012.31	11,061,012.31	-	-	-	-	1,152,652.00	13,803,207.26	-	-	14,955,859.26				
Advice to Debit Account	-	5,214,741.65	-	-	5,214,741.65	5,214,741.65	-	-	-	-	623,624.87	6,291,476.59	-	-	6,915,101.46				
Working Fund for FAPS	-	-	-	-	-	-	-	-	-	-	-	-	-	-	-				
Cash Disbursement Ceiling (CDC)	-	-	-	-	-	-	-	-	-	-	-	-	-	-	-				
TOTAL CASH DISBURSEMENTS	-	23,406,236.59	-	-	23,406,236.59	26,807,991.27	-	-	-	-	90,652,392.45	352,577,421.56	-	1,396,631.48	444,626,445.49				
NON-CASH DISBURSEMENTS	-	151,608.99	-	-	151,608.99	316,828.74	-	-	-	-	4,643,950.71	7,177,661.32	-	5,241.70	11,826,853.73				
Tax Remittance Advices Issued (TRA)	-	151,608.99	-	-	151,608.99	316,828.74	-	-	-	-	4,643,950.71	7,177,661.32	-	5,241.70	11,826,853.73				
Non-Cash Availment Authority (NCAA)	-	-	-	-	-	-	-	-	-	-	-	-	-	-	-				
Disbursements effected through outright deductions from claims	-	-	-	-	-	-	-	-	-	-	-	-	-	-	-				
Overpayment of expenses	-	-	-	-	-	-	-	-	-	-	-	-	-	-	-				
Restitution for loss of government property	-	-	-	-	-	-	-	-	-	-	-	-	-	-	-				
Liquidated damages and similar claims	-	-	-	-	-	-	-	-	-	-	-	-	-	-	-				
Others (IEF, BTI-Documentary Stamp Tax, etc.)	-	151,608.99	-	-	151,608.99	316,828.74	-	-	-	-	4,643,950.71	7,177,661.32	-	5,241.70	11,826,853.73				
TOTAL NON-CASH DISBURSEMENTS	-	151,608.99	-	-	151,608.99	316,828.74	-	-	-	-	4,643,950.71	7,177,661.32	-	5,241.70	11,826,853.73				
GRAND TOTAL	-	23,557,845.58	-	-	23,557,845.58	27,124,820.01	-	-	-	-	95,296,343.16	359,755,082.88	-	1,401,873.18	456,453,299.22				

Ce tified Correct:  
  
 MARIA CELESTE D.L. BALANZA  
 Accounting Division  
 Officer-in-Charge

Recommending Approval:  
  
 SOCRATES L. RAMORES  
 Assistant National Statistician  
 Finance and Administrative Services

Approved by:  
  
 CLAIRE DENNIS S. MAPA Ph.D.  
 Undersecretary  
 National Statistician and Civil Registrar General

**MONTHLY REPORT OF DISBURSEMENTS**  
For the month of March 2021

FAR no. 4



Department : National Economic and Development Authority (NEDA)  
Agency : Philippine Statistics Authority  
Operating Unit : All  
Organization Code (UACS) : 4 008 010000  
Fund Cluster : 01 - Regular Agency Fund


Particulars	CURRENT YEAR'S BUDGET					PRIOR YEAR'S ACCOUNTS PAYABLE				
	PS (2)	MOOE (3)	FinEX (4)	CO (5)	TOTAL 6=(2+3+4+5)	PS (7)	MOOE (8)	FinEX (9)	CO (10)	Sub-Total 11=(7+8+9+10)
CASH DISBURSEMENTS	119,399,473.16	371,848,823.55	-	495,249.14	491,743,545.85	97,976.77	4,126,044.93	-	125,612,434.80	129,836,456.50
Notice of Cash Allocations	117,623,196.29	368,029,893.66	-	495,249.14	486,148,339.09	97,976.77	4,122,044.93	-	125,612,434.80	129,836,456.50
MDS Checks Issued	21,694,783.64	62,176,252.11	-	218,615.54	84,089,651.29	97,976.77	2,481,567.34	-	29,394,338.48	31,973,682.59
Advice to Debit Account	95,928,412.65	305,853,641.55	-	276,633.60	402,058,687.80	-	1,640,677.59	-	96,218,096.32	97,858,773.91
Notice of Transfer Allocations (NTA)	1,776,276.87	3,818,929.99	-	-	5,595,206.76	-	4,000.00	-	-	4,000.00
MDS Checks Issued	1,152,652.00	2,742,194.95	-	-	3,894,846.95	-	-	-	-	-
Advice to Debit Account	623,624.87	1,076,734.94	-	-	1,700,359.81	-	-	-	-	-
Working Fund for FAPS	-	-	-	-	-	-	-	-	-	-
Cash Disbursement Ceiling (CDC)	-	-	-	-	-	-	-	-	-	-
TOTAL CASH DISBURSEMENTS	119,399,473.16	371,848,823.55	-	495,249.14	491,743,545.85	97,976.77	4,126,044.93	-	125,612,434.80	129,836,456.50
NON-CASH DISBURSEMENTS	7,570,614.49	16,988,664.60	-	-	24,559,279.09	-	159,978.05	-	5,241.70	165,219.75
Tax Remittance Advices Issued (TRA)	7,570,614.49	16,988,664.60	-	-	24,559,279.09	-	159,978.05	-	5,241.70	165,219.75
Non-Cash Availment Authority (NCAA)	-	-	-	-	-	-	-	-	-	-
Disbursements effected through outright deductions from claims	-	-	-	-	-	-	-	-	-	-
Overpayment of expenses	-	-	-	-	-	-	-	-	-	-
Restitution for loss of government property	-	-	-	-	-	-	-	-	-	-
Liquidated damages and similar claims	-	-	-	-	-	-	-	-	-	-
Others (IEF, BTR-Documentary Stamp Tax, etc.)	7,570,614.49	16,988,664.60	-	-	24,559,279.09	-	159,978.05	-	5,241.70	165,219.75
TOTAL NON-CASH DISBURSEMENTS	7,570,614.49	16,988,664.60	-	-	24,559,279.09	-	159,978.05	-	5,241.70	165,219.75
GRAND TOTAL	126,970,087.65	388,837,488.15	-	495,249.14	516,302,824.94	97,976.77	4,286,022.98	-	125,617,676.50	130,001,676.25


**SUMMARY**

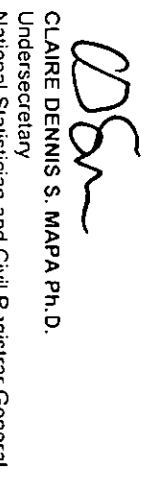
Particulars	PS (1)	MOOE (2)	FinEX (3)	CO (4)	TOTAL (5)	PS (6)	MOOE (7)	FinEX (8)	CO (9)	Sub-Total (10)
Total Disbursement Authorities Received	1,583,363,630.47	786,203,909.75	-	2,369,567,540.22	2,369,567,540.22	1,583,363,630.47	786,203,909.75	-	2,369,567,540.22	2,369,567,540.22
NCA	985,241,000.00	520,221,000.00	-	1,505,462,000.00	1,505,462,000.00	985,241,000.00	520,221,000.00	-	1,505,462,000.00	1,505,462,000.00
NTA	460,594,842.01	241,106,801.92	-	701,701,643.93	701,701,643.93	460,594,842.01	241,106,801.92	-	701,701,643.93	701,701,643.93
Working Fund	-	24,876,107.83	-	162,403,896.29	162,403,896.29	-	24,876,107.83	-	162,403,896.29	162,403,896.29
TRA	-	-	-	-	-	-	-	-	-	-
CDC	-	-	-	-	-	-	-	-	-	-
NCAA	-	-	-	-	-	-	-	-	-	-
Less: Notice of Transfer Allocation (NTA) issued	460,594,842.01	241,106,801.92	-	701,701,643.93	701,701,643.93	460,594,842.01	241,106,801.92	-	701,701,643.93	701,701,643.93
Total Disbursements Authorities Available	1,122,768,788.46	545,097,107.83	-	1,367,865,896.29	1,367,865,896.29	1,122,768,788.46	545,097,107.83	-	1,367,865,896.29	1,367,865,896.29
Less:	-	-	-	-	-	-	-	-	-	-
Lapsed NCA	-	8,805.78	-	-	8,805.78	-	8,805.78	-	-	8,805.78
Disbursements	995,186,769.59	659,862,346.77	-	1,365,049,116.36	1,365,049,116.36	995,186,769.59	659,862,346.77	-	1,365,049,116.36	1,365,049,116.36
Less: Other Non-Cash Disbursements	-	-	-	-	-	-	-	-	-	-
Disbursements effected through outright deductions from claims	-	-	-	-	-	-	-	-	-	-
Overpayment of expenses	-	-	-	-	-	-	-	-	-	-
Restitution for loss of government property	-	-	-	-	-	-	-	-	-	-
Liquidated damages and similar claims	-	-	-	-	-	-	-	-	-	-
Others (IEF, BTR-Documentary Stamp Tax, etc.)	36,663.43	3,999.92	-	40,663.35	40,663.35	36,663.43	3,999.92	-	40,663.35	40,663.35
Add: Less: Adjustments (e.g. cancelled/stated checks)	127,618,682.30	(124,770,044.80)	-	2,848,637.50	2,848,637.50	127,618,682.30	(124,770,044.80)	-	2,848,637.50	2,848,637.50
Total Disbursements Program	1,122,805,451.89	545,101,107.75	-	1,667,906,559.64	1,667,906,559.64	1,122,805,451.89	545,101,107.75	-	1,667,906,559.64	1,667,906,559.64
Less Actual Disbursements	995,186,769.59	659,862,346.77	-	1,665,049,116.36	1,665,049,116.36	995,186,769.59	659,862,346.77	-	1,665,049,116.36	1,665,049,116.36
(Over)/Under spending	127,618,682.30	(124,761,239.02)	-	2,857,443.28	2,857,443.28	127,618,682.30	(124,761,239.02)	-	2,857,443.28	2,857,443.28

Department : National Economic and Development Authority (NEDA)  
 Agency : Philippine Statistics Authority  
 Operating Unit : Consolidated Regional Statistical Services Office  
 Organization Code (UACS) : 24 008 0100000  
 Fund Cluster : 01 - Regular Agency Fund

Particulars	PRIOR YEARS BUDGET						TRUST LIABILITIES				GRAND TOTAL				Remarks		
	PS	MOOE	FinEx	CO	Sub-Total	TOTAL	SUB-TOTAL	PS	MOOE	CO	TOTAL	PS	MOOE	FinEx		CO	TOTAL
	(12)	(13)	(14)	(15)	16=(12+13+14+15)	17=(11+16)	18=(6+17)	(19)	(20)	(21)	19+20+21	(23)	(24)	(25)		(26)	27=(23+24+25+26)
CASH DISBURSEMENTS	-	23,406,236.59	-	-	23,406,236.59	153,242,693.09	644,986,238.94	-	-	-	-	119,497,449.93	399,381,105.07	-	126,107,683.94	644,986,238.94	
Notice of Cash Allocations	-	7,134,482.63	-	-	7,134,482.63	136,966,939.13	623,115,278.22	-	-	-	-	117,721,173.06	379,286,421.22	-	126,107,683.94	623,115,278.22	
MOS Checks Issued	-	190,479.70	-	-	190,479.70	32,164,162.29	116,253,813.58	-	-	-	-	21,792,760.41	64,848,099.15	-	29,612,954.02	116,253,813.58	
Advice to Debit Account	-	6,944,002.93	-	-	6,944,002.93	104,802,776.84	506,861,464.64	-	-	-	-	95,928,412.65	314,438,322.07	-	96,494,729.92	506,861,464.64	
Notice of Transfer Allocations (NTA)	-	16,271,753.96	-	-	16,271,753.96	16,275,753.96	21,870,960.72	-	-	-	-	1,776,276.87	20,094,683.85	-	-	21,870,960.72	
MOS Checks Issued	-	11,057,012.31	-	-	11,057,012.31	11,061,012.31	14,955,859.26	-	-	-	-	1,152,652.00	13,803,207.26	-	-	14,955,859.26	
Advice to Debit Account	-	5,214,741.65	-	-	5,214,741.65	5,214,741.65	6,915,101.46	-	-	-	-	623,624.87	6,291,476.59	-	-	6,915,101.46	
King Fund for FAPS	-	-	-	-	-	-	-	-	-	-	-	-	-	-	-	-	
Cash Disbursement Ceiling (GDC)	-	-	-	-	-	-	-	-	-	-	-	-	-	-	-	-	
TOTAL CASH DISBURSEMENTS	-	23,406,236.59	-	-	23,406,236.59	153,242,693.09	644,986,238.94	-	-	-	-	119,497,449.93	399,381,105.07	-	126,107,683.94	644,986,238.94	
NON-CASH DISBURSEMENTS	-	151,608.99	-	-	151,608.99	316,828.74	24,876,107.83	-	-	-	-	7,570,614.49	17,300,251.64	-	5,241.70	24,876,107.83	
Tax Remittance Advices Issued (TRA)	-	151,608.99	-	-	151,608.99	316,828.74	24,876,107.83	-	-	-	-	7,570,614.49	17,300,251.64	-	5,241.70	24,876,107.83	
Non-Cash Availment Authority (NCAA)	-	-	-	-	-	-	-	-	-	-	-	-	-	-	-	-	
Disbursements effected through outright deductions from claims	-	-	-	-	-	-	-	-	-	-	-	-	-	-	-	-	
Overpayment of expenses	-	-	-	-	-	-	-	-	-	-	-	-	-	-	-	-	
Resolution for loss of government property	-	-	-	-	-	-	-	-	-	-	-	-	-	-	-	-	
Liquidated damages and similar claims	-	-	-	-	-	-	-	-	-	-	-	-	-	-	-	-	
Others (IEF, BTR, Documentary Stamp Tax, etc.)	-	151,608.99	-	-	151,608.99	316,828.74	24,876,107.83	-	-	-	-	7,570,614.49	17,300,251.64	-	5,241.70	24,876,107.83	
TOTAL NON-CASH DISBURSEMENTS	-	151,608.99	-	-	151,608.99	316,828.74	24,876,107.83	-	-	-	-	7,570,614.49	17,300,251.64	-	5,241.70	24,876,107.83	
GRAND TOTAL	-	23,557,845.58	-	-	23,557,845.58	153,559,521.83	669,862,346.77	-	-	-	-	127,068,064.42	416,681,356.71	-	126,112,925.64	669,862,346.77	

Certified Correct:  
  
 MARIA CELESTE D.L. BALANZA  
 Accounting Division  
 Officer-in-Charge

Recommending Approval:  
  
 SOCRATES L. RAMORES  
 Assistant National Statistician  
 Finance and Administrative Services

Approved by:  
  
 CLAIRE DENNIS S. MAPA Ph.D.  
 Undersecretary  
 National Statistician and Civil Registrar General