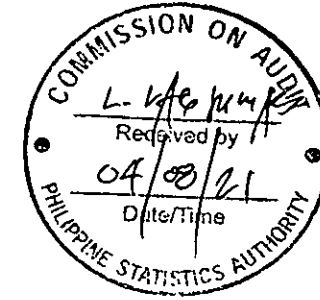


QUARTERLY REPORT OF REVENUE AND OTHER RECEIPTS
As at the Quarter Ending March 31, 2021



Department: National Economic and Development Authority (NEDA)

Agency: Philippine Statistics Authority

Operating Unit: Central Office

Organization Code (UACS): 240080100000

Fund Cluster: 01 - Regular Agency Fund

Classification/Sources of Revenue and Other Receipts	UACS CODE	REVENUE TARGET (Annual) per BESF	Actual Revenue and Other Receipts Collections					Cumulative Remittance/Deposits to Date			Variance		Remarks	
			1st Quarter Ending March 31	2nd Quarter Ending June 30	3rd Quarter Ending Sept. 30	4th Quarter Ending Dec. 31	Total	Remittance to BTr	Deposited with AGDB	Total	Amount	%		
1	2	3	4	5	6	7	8=(4+5+6+7)	9	10	11=(9+10)	12=(8-3)	13=(12/3)	14	
Regular Agency Fund		1,399,431,000.00	75,005,657.01	0.00	0.00	0.00	75,005,657.01	75,005,657.01		75,005,657.01	(1,324,425,342.99)		-95%	
Revenue Collections		1,399,431,000.00	75,005,657.01	0.00	0.00	0.00	75,005,657.01	75,005,657.01		75,005,657.01	(1,324,425,342.99)		-95%	
Cash Receipts		1,399,431,000.00	75,005,657.01	0.00	0.00	0.00	75,005,657.01	75,005,657.01		75,005,657.01	(1,324,425,342.99)		-95%	
Non-Tax		1,399,431,000.00	75,005,657.01	0.00	0.00	0.00	75,005,657.01	75,005,657.01		75,005,657.01	(1,324,425,342.99)		-95%	
Registration Fees	4020102000	3,106,000.00	2,800.00				2,800.00	2,800.00		2,800.00	(3,103,200.00)		-100%	
Other Verification and Authentication Fees	4020111099	1,391,556,000.00	73,190,547.08				73,190,547.08	73,190,547.08		73,190,547.08	(1,318,365,452.92)		-95%	
Income from Printing and Publication	4020215000	196,000.00					0.00			0.00	(196,000.00)		-100%	
Interest Income - Others	4020221099	4,000.00					0.00			0.00	(4,000.00)		-100%	
Fines and Penalties - Business Income	4020223000	88,000.00	324,218.60				324,218.60	324,218.60		324,218.60	236,218.60		0%	
Other Business Income	4020290999	4,444,000.00	1,488,091.33				1,488,091.33	1,488,091.33		1,488,091.33	(2,955,908.67)		-67%	
Gain on Sale of Property, Plant and Equipment	4050104000	37,000.00					0.00			0.00	(37,000.00)		-100%	
TOTAL		1,399,431,000.00	75,005,657.01	0.00	0.00	0.00	75,005,657.01	75,005,657.01		75,005,657.01	(1,324,425,342.99)		-95%	

Certified Correct:




MARIA CELESTE D.L. BALANZA
Officer-in-Charge
Accounting Division

Approved by:



CLAIRE DENNIS S. MAPA, PH. D.
Undersecretar
National Statistician and Civil Registrar General

QUARTERLY REPORT OF REVENUE AND OTHER RECEIPTS
As at the Quarter Ending March 31, 2021



Department: National Economic and Development Authority (NEDA)

Agency: Philippine Statistics Authority

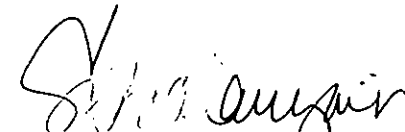
Operating Unit: Central Office

Organization Code (UACS): 240080100000


Fund Cluster: 07 - Trust Receipts

Classification/Sources of Revenue and Other Receipts	UACS CODE	REVENUE TARGET (Annual) per BESF	Actual Revenue and Other Receipts Collections					Cumulative Remittance/Deposits to Date			Variance		Remarks
			1st Quarter Ending March 31	2nd Quarter Ending June 30	3rd Quarter Ending Sept. 30	4th Quarter Ending Dec. 31	Total	Remittance to BTr	Deposited with AGDB	Total	Amount	%	
1	2	3	4	5	6	7	8=(4+5+6+7)	9	10	11=(9+10)	12=(8-3)	13=(12/3)	14
Trust Receipts			1,400,000.00	0.00	0.00	0.00	1,400,000.00		1,400,000.00	1,400,000.00	1,400,000.00	0%	
Non-Revenue Collections/Other Receipts			1,400,000.00	0.00	0.00	0.00	1,400,000.00		1,400,000.00	1,400,000.00	1,400,000.00	0%	
Cash Receipts			1,400,000.00	0.00	0.00	0.00	1,400,000.00		1,400,000.00	1,400,000.00	1,400,000.00	0%	
Others			1,400,000.00	0.00	0.00	0.00	1,400,000.00		1,400,000.00	1,400,000.00	1,400,000.00	0%	
Trust Liabilities	2040101000		1,400,000.00				1,400,000.00		1,400,000.00	1,400,000.00	1,400,000.00	0%	
TOTAL			1,400,000.00	0.00	0.00	0.00	1,400,000.00		1,400,000.00	1,400,000.00	1,400,000.00	0%	


Certified Correct:


MARIA CELESTE D.L. BALANZA
Officer-in-Charge
Accounting Division

Approved by:


CLAIRE DENNIS S. MAPA, PH. D.
Undersecretary
National Statistician and Civil Registrar General

QUARTERLY REPORT OF REVENUE AND OTHER RECEIPTS
As at the Quarter Ending March 31, 2021



Department: National Economic and Development Authority (NEDA)
Agency: Philippine Statistics Authority
Operating Unit: All
Organization Code (UACS): 240080000000
Fund Cluster: 01 - Regular Agency Fund

Classification/Sources of Revenue and Other Receipts	UACS CODE	REVENUE TARGET (Annual) per BESF	Actual Revenue and Other Receipts Collections					Cumulative Remittance/Deposits to Date			Variance		Remarks
			1st Quarter Ending March 31	2nd Quarter Ending June 30	3rd Quarter Ending Sept. 30	4th Quarter Ending Dec. 31	Total	Remittance to BTr	Deposited with AGDB	Total	Amount	%	
1	2	3	4	5	6	7	8=(4+5+6+7)	9	10	11=(9+10)	12=(8-3)	13=(12/3)	14
Regular Agency Fund		1,405,762,000.00	76,902,491.84	0.00	0.00	0.00	76,902,491.84	76,939,188.92		76,939,188.92	(1,328,859,508.16)	-95%	
Revenue Collections		1,405,762,000.00	76,862,492.09	0.00	0.00	0.00	76,862,492.09	76,899,189.17		76,899,189.17	(1,328,899,507.91)	-95%	
Cash Receipts		1,405,762,000.00	76,862,492.09	0.00	0.00	0.00	76,862,492.09	76,899,189.17		76,899,189.17	(1,328,899,507.91)	-95%	
Non-Tax		1,405,762,000.00	76,862,492.09	0.00	0.00	0.00	76,862,492.09	76,899,189.17		76,899,189.17	(1,328,899,507.91)	-95%	
Registration Fees	4020102000	8,210,000.00	1,484,260.00				1,484,260.00	1,481,810.00		1,481,810.00	(6,725,740.00)	-82%	
Other Verification and Authentication Fees	4020111099	1,392,359,000.00	73,241,127.08				73,241,127.08	73,242,087.08		73,242,087.08	(1,319,117,872.92)	-95%	
Fines and Penalties - Service Income	4020114000						0.00			0.00		#DIV/0!	
Income from Printing and Publication	4020215000	352,000.00					0.00			0.00	(352,000.00)	-100%	
Sale of Accountable Forms	4020216005		15,560				15,560.00	15,560.00					
Interest Income - Others	4020221099	9,000.00	384.71				384.71	384.71		384.71	(8,615.29)	-96%	
Fines and Penalties - Business Income	4020223000	88,000.00	324,218.60				324,218.60	324,218.60		324,218.60	236,218.60	0%	
Other Business Income	4020299099	4,682,000.00	1,690,250.90				1,690,250.90	1,682,250.90		1,682,250.90	(2,991,749.10)	-64%	
Gain on Sale of Property, Plant and Equipment	4050104000	62,000.00	5,149.90				5,149.90	5,149.90		5,149.90	(56,850.10)	-92%	
Other Gains	4050199000		19,556.40				19,556.40	19,556.40					
Sale of Unserviceable Property	4060102000						0.00			0.00		0%	
Miscellaneous Income	4060999000		81,984.50				81,984.50	128,171.58		128,171.58	81,984.50	0%	
Non-Due Collections/Other Receipts		0.00	39,999.75	0.00	0.00	0.00	39,999.75	39,999.75		39,999.75	39,999.75	0%	
Cash Receipts		0.00	39,999.75	0.00	0.00	0.00	39,999.75	39,999.75		39,999.75	39,999.75	0%	
Others		0.00	39,999.75	0.00	0.00	0.00	39,999.75	39,999.75		39,999.75	39,999.75	0%	
Due from Officers and Employees	1030502000		14,546.75				14,546.75	14,546.75		14,546.75	14,546.75	0%	
Government Equity	3010101000		25,453.00				25,453.00	25,453.00		25,453.00	25,453.00	0%	
TOTAL		1,405,762,000.00	76,902,491.84	0.00	0.00	0.00	76,902,491.84	76,939,188.92		76,939,188.92	(1,328,859,508.16)	-95%	

Certified Correct:

Maria Celeste D.L. Balanza
MARIA CELESTE D.L. BALANZA
 Officer-in-Charge
 Accounting Division

Approved by:

Claire Dennis S. Mapa
CLAIRE DENNIS S. MAPA, PH. D.
 Undersecretary
 National Statistician and Civil Registrar General