



In following-up, pls. cite DMS ref #

2025-BA-0050486-E

REPUBLIC OF THE PHILIPPINES
DEPARTMENT OF BUDGET AND MANAGEMENT

GENERAL SOLANO STREET, SAN MIGUEL, MANILA

ACKNOWLEDGEMENT RECEIPT

The **DEPARTMENT OF BUDGET AND MANAGEMENT** hereby acknowledges the receipt of your letter/request which has been uploaded to the DBM-Document Management System and routed to the appropriate office/s with the following information:

Sender: AD Staff ad.staff@psa.gov.ph - EMAIL

Document Title: PSA-FAR No. 4 - March 2025

Document Reference No: 2025-BA-0050486-E

Date and Time Uploaded: Thursday, April 10, 2025 2:26:57 PM

Uploaded By: CRD RECEIVING JAN

Routed To: BMB-A Christine P. Santos

CC:

Total no of pages received: 1 copy and 8 pages

The determination of the completeness of the documentary requirements submitted, if any, is subject to the evaluation of the technical person in charge.

This receipt is system generated and does not require signature.

Received by:



DOCUMENT
MANAGEMENT
SYSTEM

MONTHLY REPORT OF DISBURSEMENTS
For the month of March 2025

FAR no. 4



Department : National Economic and Development Authority (NEDA)
Agency : Philippine Statistics Authority
Operating Unit : Central Office
Organization Code (UACS) : 24 008 0100000
Fund Cluster : 01 - Regular Agency Fund

Particulars	CURRENT YEAR'S BUDGET					PRIOR YEAR'S BUDGET				
	PS	MOOE	FinEx	CO	TOTAL	PRIOR YEAR'S ACCOUNTS PAYABLE				
	(1)	(2)	(3)	(4)	(5)	PS	MOOE	FinEx	CO	Sub-Total
CASH DISBURSEMENTS					6=(2+3+4+5)	(7)	(8)	(9)	(10)	11=(7+8+9+10)
Notice of Cash Allocations	51,597,398.56	50,112,934.57	-	-	101,710,333.13	571,470.24	23,488,064.20	-	15,810,520.31	39,870,054.75
MDS Checks Issued	51,597,398.56	50,112,934.57	-	-	101,710,333.13	571,470.24	23,488,064.20	-	15,810,520.31	39,870,054.75
Advice to Debit Account	1,108,640.71	17,909,347.85			19,017,988.56				15,453,254.51	15,453,254.51
Notice of Transfer Allocations (NTA)	50,488,757.85	32,203,586.72			82,692,344.57	571,470.24	23,488,064.20	-	357,265.80	24,416,800.24
MDS Checks Issued					-				-	-
Advice to Debit Account					-				-	-
Working Fund for FAPS					-				-	-
Cash Disbursement Ceiling (CDC)					-				-	-
TOTAL CASH DISBURSEMENTS	51,597,398.56	50,112,934.57	-	-	101,710,333.13	571,470.24	23,488,064.20	-	15,810,520.31	39,870,054.75
NON-CASH DISBURSEMENTS	3,724,507.18	395,670.56	-	-	4,120,177.74	9,727.68	5,880,785.75	-	-	5,890,513.43
Tax Remittance Advices Issued (TRA)	3,724,507.18	395,670.56	-	-	4,120,177.74	9,727.68	5,880,785.75	-	-	5,890,513.43
Non-Cash Availment Authority (NCAA)					-				-	-
Disbursements effected through outright deductions from claims	-	-	-	-	-	-	-	-	-	-
Overpayment of expenses					-	-	-	-	-	-
Restitution for loss of government property					-				-	-
Liquidated damages and similar claims					-				-	-
Others (TEF,BTr-Documentary Stamp Tax, etc.)					-				-	-
TOTAL NON-CASH DISBURSEMENTS	3,724,507.18	395,670.56	-	-	4,120,177.74	9,727.68	5,880,785.75	-	-	5,890,513.43
GRAND TOTAL	55,321,905.74	50,508,605.13	-	-	105,830,510.87	581,197.92	29,368,849.95	-	15,810,520.31	45,760,568.18

SUMMARY

Particulars	Previous Report	Current Month	As of Date
(1)	(2)	(3)	(4)
Total Disbursement Authorities Received	706,015,446.98	187,919,461.98	893,934,908.96
NCA	660,804,223.00	177,856,000.00	838,660,223.00
NTA	-	-	-
Working Fund	-	-	-
TRA	45,211,223.98	10,063,461.98	55,274,685.96
CDC	-	-	-
NCAA	-	-	-
Less: Notice of Transfer Allocation (NTA) issued*	182,964,486.79	224,148,377.85	407,112,864.64
Total Disbursements Authorities Available	523,050,960.19	(36,228,915.87)	486,822,044.32
Less:	-	-	-
Lapsed NCA	-	22.64	22.64
Disbursements	330,961,972.11	155,860,049.57	486,822,021.68
Less: Other Non-Cash Disbursements	-	-	-
Disbursements effected through outright deductions from claims	-	-	-
Others (TEF,BTr-Documentary Stamp Tax, etc.)	-	-	-
Add/Less: Adjustments (e.g. cancelled/staled checks)	-	-	-
Balance of Disbursements Authorities to date	192,088,988.08	(192,088,988.08)	-
Total Disbursements Program	523,050,960.19	(36,228,915.87)	486,822,044.32
Less: Actual Disbursements	330,961,972.11	155,860,049.57	486,822,021.68
(Over)/Under spending	192,088,988.08	(192,088,965.44)	22.64

amp

Department : National Economic and Development Authority (NEDA)
Agency : Philippine Statistics Authority
Operating Unit : Central Office
Organization Code (UACS) : 24 008 0100000
Fund Cluster : 01 - Regular Agency Fund

Particulars	PRIOR YEAR'S BUDGET						SUB-TOTAL	TRUST LIABILITIES				GRAND TOTAL					Remarks
	CURRENT YEARS ACCOUNTS PAYABLE					TOTAL		PS	MOOE	CO	TOTAL	PS	MOOE	FinEx	CO	TOTAL	
	PS	MOOE	FinEx	CO	Sub-Total												
(1)	(12)	(13)	(14)	(15)	16=(12+13+14+15)	17=(11+16)	18=(6+17)	(19)	(20)	(21)	=(19+20+21)	(23)	(24)	(25)	(26)	27=(23+24+25+26)	(28)
CASH DISBURSEMENTS	-	4,216,199.71	-	-	4,216,199.71	44,086,254.46	145,796,587.59	-	-	-	-	52,168,868.80	77,817,198.48	-	15,810,520.31	145,796,587.59	
Notice of Cash Allocations	-	4,216,199.71	-	-	4,216,199.71	44,086,254.46	145,796,587.59	-	-	-	-	52,168,868.80	77,817,198.48	-	15,810,520.31	145,796,587.59	
MDS Checks Issued					-	15,453,254.51	34,471,243.07				-	1,108,640.71	17,909,347.85	-	15,453,254.51	34,471,243.07	
Advice to Debit Account		4,216,199.71			4,216,199.71	28,632,999.95	111,325,344.52				-	51,060,228.09	59,907,850.63	-	357,265.80	111,325,344.52	
Notice of Transfer Allocations (NTA)	-	-	-	-	-	-	-	-	-	-	-	-	-	-	-	-	
MDS Checks Issued					-	-	-	-	-	-	-	-	-	-	-	-	
Advice to Debit Account					-	-	-	-	-	-	-	-	-	-	-	-	
Working Fund for FAPS					-	-	-	-	-	-	-	-	-	-	-	-	
Cash Disbursement Ceiling (CDC)					-	-	-	-	-	-	-	-	-	-	-	-	
TOTAL CASH DISBURSEMENTS	-	4,216,199.71	-	-	4,216,199.71	44,086,254.46	145,796,587.59	-	-	-	-	52,168,868.80	77,817,198.48	-	15,810,520.31	145,796,587.59	
NON-CASH DISBURSEMENTS	-	52,770.81	-	-	52,770.81	5,943,284.24	10,063,461.98	-	-	-	-	3,734,234.86	6,329,227.12	-	-	10,063,461.98	
Tax Remittance Advices Issued (TRA)		52,770.81			52,770.81	5,943,284.24	10,063,461.98				-	3,734,234.86	6,329,227.12	-	-	10,063,461.98	
Non-Cash Availment Authority (NCAA)											-	3,734,234.86	6,329,227.12	-	-	10,063,461.98	
Disbursements effected through outright deductions from claims					-	-	-	-	-	-	-	-	-	-	-	-	
Overpayment of expenses					-	-	-	-	-	-	-	-	-	-	-	-	
Restitution for loss of government property					-	-	-	-	-	-	-	-	-	-	-	-	
Liquidated damages and similar claims					-	-	-	-	-	-	-	-	-	-	-	-	
Others (TEF,BTr-Documentary Stamp Tax, etc.)				-	-	-	-	-	-	-	-	-	-	-	-	-	
TOTAL NON-CASH DISBURSEMENTS		52,770.81			52,770.81	5,943,284.24	10,063,461.98				-	3,734,234.86	6,329,227.12	-	-	10,063,461.98	
GRAND TOTAL	-	4,268,970.52	-	-	4,268,970.52	50,029,538.70	155,860,049.57	-	-	-	-	55,903,103.66	84,146,425.60	-	15,810,520.31	155,860,049.57	


Certified Correct:


ELIZABETH B. ONAG
Chief Accountant
Accounting Division

Recommending Approval:


SOCRATES L. RAMORES
Assistant National Statistician
Finance and Administrative Services

Approved by:


CLAIRE DENNIS S. MAPA, PhD
Undersecretary
National Statistician and Civil Registrar General

MONTHLY REPORT OF DISBURSEMENTS
For the month of March 2025

Department : National Economic and Development Authority (NEDA)
Agency : Philippine Statistics Authority
Operating Unit : Central Office
Organization Code (UACS) : 24 008 0100000
Fund Cluster : 07 - Trust Fund



Particulars	CURRENT YEAR'S BUDGET					PRIOR YEAR'S BUDGET				
	PS	MOOE	FinEx	CO	TOTAL	PRIOR YEAR'S ACCOUNTS PAYABLE				
	(2)	(3)	(4)	(5)	6=(2+3+4+5)	PS	MOOE	FinEx	CO	Sub-Total
(1)	(2)	(3)	(4)	(5)	6=(2+3+4+5)	(7)	(8)	(9)	(10)	11=(7+8+9+10)
CASH DISBURSEMENTS	-	77,373,358.79	-	-	77,373,358.79	-	-	-	-	-
Notice of Cash Allocations	-	77,373,358.79	-	-	77,373,358.79	-	-	-	-	-
MDS Checks Issued	-	-	-	-	-	-	-	-	-	-
Advice to Debit Account	-	77,373,358.79	-	-	77,373,358.79	-	-	-	-	-
Notice of Transfer Allocations (NTA)	-	-	-	-	-	-	-	-	-	-
MDS Checks Issued	-	-	-	-	-	-	-	-	-	-
Advice to Debit Account	-	-	-	-	-	-	-	-	-	-
Working Fund for FAPS	-	-	-	-	-	-	-	-	-	-
Cash Disbursement Ceiling (CDC)	-	-	-	-	-	-	-	-	-	-
TOTAL CASH DISBURSEMENTS	-	77,373,358.79	-	-	77,373,358.79	-	-	-	-	-
NON-CASH DISBURSEMENTS	-	-	-	-	-	-	-	-	-	-
Tax Remittance Advices Issued (TRA)	-	-	-	-	-	-	-	-	-	-
Non-Cash Availment Authority (NCAA)	-	-	-	-	-	-	-	-	-	-
Disbursements effected through outright deductions from claims	-	-	-	-	-	-	-	-	-	-
Overpayment of expenses	-	-	-	-	-	-	-	-	-	-
Restitution for loss of government property	-	-	-	-	-	-	-	-	-	-
Liquidated damages and similar claims	-	-	-	-	-	-	-	-	-	-
Others (TEF,BTr-Documentary Stamp Tax, etc.)	-	-	-	-	-	-	-	-	-	-
TOTAL NON-CASH DISBURSEMENTS	-	-	-	-	-	-	-	-	-	-
GRAND TOTAL	-	77,373,358.79	-	-	77,373,358.79	-	-	-	-	-

SUMMARY

Particulars	Previous Report	Current Month	As of Date
(1)	(2)	(3)	(4)
Total Disbursement Authorities Received	308,331,752.00	10,586,747.00	318,918,499.00
NCA	308,331,752.00	10,586,747.00	318,918,499.00
NTA	-	-	-
Working Fund	-	-	-
TRA	-	-	-
CDC	-	-	-
NCAA	-	-	-
Less: Notice of Transfer Allocation (NTA) issued*	-	-	-
Total Disbursements Authorities Available	308,331,752.00	10,586,747.00	318,918,499.00
Less:	-	-	-
Lapsed NCA	-	-	-
Disbursements	76,343,480.80	77,373,358.79	153,716,839.59
Less: Other Non-Cash Disbursements	-	-	-
Disbursements effected through outright deductions from claims	-	-	-
Others (TEF,BTr-Documentary Stamp Tax, etc.)	-	-	-
Add/Less: Adjustments (e.g. cancelled/staled checks)	-	-	-
Balance of Disbursements Authorities to date	231,988,271.20	(66,786,611.79)	165,201,659.41
Total Disbursements Program	308,331,752.00	10,586,747.00	318,918,499.00
Less: Actual Disbursements	76,343,480.80	77,373,358.79	153,716,839.59
(Over)/Under spending	231,988,271.20	(66,786,611.79)	165,201,659.41


Department : National Economic and Development Authority (NEDA)
Agency : Philippine Statistics Authority
Operating Unit : Central Office
Organization Code (UACS) : 24 008 0100000
Fund Cluster : 07 - Trust Fund

Particulars	PRIOR YEAR'S BUDGET						SUB-TOTAL	TRUST LIABILITIES				GRAND TOTAL					Remarks
	CURRENT YEARS ACCOUNTS PAYABLE					TOTAL		PS	MOOE	CO	TOTAL	PS	MOOE	FinEx	CO	TOTAL	
	PS	MOOE	FinEx	CO	Sub-Total												
(1)	(12)	(13)	(14)	(15)	=(12+13+14+15)	17=(11+16)	18=(6+17)	(19)	(20)	(21)	=(19+20+21)	(23)	(24)	(25)	(26)	27=(23+24+25+26)	(28)
CASH DISBURSEMENTS	-	-	-	-	-	-	77,373,358.79	-	-	-	-	-	77,373,358.79	-	-	-	77,373,358.79
Notice of Cash Allocations	-	-	-	-	-	-	77,373,358.79	-	-	-	-	-	77,373,358.79	-	-	-	77,373,358.79
MDS Checks Issued	-	-	-	-	-	-	-	-	-	-	-	-	-	-	-	-	-
Advice to Debit Account	-	-	-	-	-	-	-	-	-	-	-	-	-	-	-	-	-
Notice of Transfer Allocations (NTA)	-	-	-	-	-	-	77,373,358.79	-	-	-	-	-	77,373,358.79	-	-	-	77,373,358.79
MDS Checks Issued	-	-	-	-	-	-	-	-	-	-	-	-	-	-	-	-	-
Advice to Debit Account	-	-	-	-	-	-	-	-	-	-	-	-	-	-	-	-	-
Working Fund for FAPS	-	-	-	-	-	-	-	-	-	-	-	-	-	-	-	-	-
Cash Disbursement Ceiling (CDC)	-	-	-	-	-	-	-	-	-	-	-	-	-	-	-	-	-
TOTAL CASH DISBURSEMENTS	-	-	-	-	-	-	77,373,358.79	-	-	-	-	-	77,373,358.79	-	-	-	77,373,358.79
NON-CASH DISBURSEMENTS	-	-	-	-	-	-	-	-	-	-	-	-	-	-	-	-	-
Tax Remittance Advices Issued (TRA)	-	-	-	-	-	-	-	-	-	-	-	-	-	-	-	-	-
Non-Cash Availment Authority (NCAA)	-	-	-	-	-	-	-	-	-	-	-	-	-	-	-	-	-
Disbursements effected through outright deductions from claims	-	-	-	-	-	-	-	-	-	-	-	-	-	-	-	-	-
Overpayment of expenses	-	-	-	-	-	-	-	-	-	-	-	-	-	-	-	-	-
Restitution for loss of government property	-	-	-	-	-	-	-	-	-	-	-	-	-	-	-	-	-
Liquidated damages and similar claims	-	-	-	-	-	-	-	-	-	-	-	-	-	-	-	-	-
Others (TEF,BTr-Documentary Stamp Tax, etc.)	-	-	-	-	-	-	-	-	-	-	-	-	-	-	-	-	-
TOTAL NON-CASH DISBURSEMENTS	-	-	-	-	-	-	-	-	-	-	-	-	-	-	-	-	-
GRAND TOTAL	-	-	-	-	-	-	77,373,358.79	-	-	-	-	-	77,373,358.79	-	-	-	77,373,358.79


Certified Correct:


ELIZABETH B. ONAG
Chief Accountant
Accounting Division

Recommending Approval:


SOCRATES L. RAMORES
Assistant National Statistician
Finance and Administrative Services

Approved by:


CLAIRE DENNIS S. MAPA, PhD
Undersecretary
National Statistician and Civil Registrar General

MONTHLY REPORT OF DISBURSEMENTS
For the month of March 2025

FAR no. 4



Department : National Economic and Development Authority (NEDA)
Agency : Philippine Statistics Authority
Operating Unit : Consolidated Regional Statistical Services Office
Organization Code (UACS) : 24 008 0100000
Fund Cluster : 01 - Regular Agency Fund

Particulars	CURRENT YEAR'S BUDGET					PRIOR YEAR'S BUDGET				
	PS	MOOE	FinEx	CO	TOTAL	PRIOR YEAR'S ACCOUNTS PAYABLE				
	(1)	(2)	(3)	(4)	(5)	6=(2+3+4+5)	(7)	(8)	(9)	(10)
CASH DISBURSEMENTS	126,106,495.94	407,770,901.99	-	20,219,486.94	554,096,884.87	71,233.39	32,540,529.66	-	-	11=(7+8+9+10)
Notice of Cash Allocations	122,389,372.50	395,093,072.13	-	20,219,486.94	537,701,931.57	65,490.16	25,914,134.05	-	-	32,611,763.05
MDS Checks Issued	2,649,290.68	23,176,159.53	-	20,219,486.94	46,044,937.15	-	215,060.00	-	-	25,979,624.21
Advice to Debit Account	119,740,081.82	371,916,912.60	-	-	491,656,994.42	65,490.16	25,699,074.05	-	-	215,060.00
Notice of Transfer Allocations (NTA)	3,717,123.44	12,677,829.86	-	-	16,394,953.30	5,743.23	6,626,395.61	-	-	25,764,564.21
MDS Checks Issued	1,251,161.45	6,375,637.43	-	-	7,626,798.88	-	6,255,015.61	-	-	6,632,138.84
Advice to Debit Account	2,465,961.99	6,302,192.43	-	-	8,768,154.42	5,743.23	371,380.00	-	-	6,255,015.61
Working Fund for FAPS	-	-	-	-	-	-	-	-	-	377,123.23
Cash Disbursement Ceiling (CDC)	-	-	-	-	-	-	-	-	-	-
TOTAL CASH DISBURSEMENTS	126,106,495.94	407,770,901.99	-	20,219,486.94	554,096,884.87	71,233.39	32,540,529.66	-	-	-
NON-CASH DISBURSEMENTS	6,332,423.95	5,028,270.08	-	-	11,360,694.03	-	22,778.39	-	-	32,611,763.05
Tax Remittance Advices Issued (TRA)	6,332,423.95	5,028,270.08	-	-	11,360,694.03	-	22,778.39	-	-	22,778.39
Non-Cash Availment Authority (NCAA)	-	-	-	-	-	-	22,778.39	-	-	22,778.39
Disbursements effected through outright deductions from claims	-	-	-	-	-	-	-	-	-	-
Overpayment of expenses	-	-	-	-	-	-	-	-	-	-
Restitution for loss of government property	-	-	-	-	-	-	-	-	-	-
Liquidated damages and similar claims	-	-	-	-	-	-	-	-	-	-
Others (TEF,BTr-Documentary Stamp Tax, etc.)	-	-	-	-	-	-	-	-	-	-
TOTAL NON-CASH DISBURSEMENTS	6,332,423.95	5,028,270.08	-	-	11,360,694.03	-	22,778.39	-	-	-
GRAND TOTAL	132,438,919.89	412,799,172.07	-	20,219,486.94	565,457,578.90	71,233.39	32,563,308.05	-	-	32,634,541.44

SUMMARY

Particulars	Previous Report	Current Month	As of Date
(1)	(2)	(3)	(4)
Total Disbursement Authorities Received	750,824,165.40	502,700,651.31	1,253,524,816.71
NCA	502,887,000.00	233,380,000.00	736,267,000.00
NTA	199,518,664.79	257,900,810.92	457,419,475.71
Working Fund	-	-	-
TRA	48,418,500.61	11,419,840.39	59,838,341.00
CDC	-	-	-
NCAA	-	-	-
Less: Notice of Transfer Allocation (NTA) issued*	16,554,178.00	33,752,433.07	50,306,611.07
Total Disbursements Authorities Available	734,269,987.40	468,948,218.24	1,203,218,205.64
Less:	-	-	-
Lapsed NCA	-	4,214.64	4,214.64
Disbursements	584,546,339.77	607,833,859.78	1,192,380,199.55
Less: Other Non-Cash Disbursements	15,020.00	-	15,020.00
Disbursements effected through outright deductions from claims	-	-	-
Overpayment of expenses	-	-	-
Restitution for loss of government property	-	-	-
Liquidated damages and similar claims	-	-	-
Others (TEF,BTr-Documentary Stamp Tax, etc.)	15,020.00	-	15,020.00
Add/Less: Adjustments (e.g. cancelled/staled checks)	-	-	-
Balance of Disbursements Authorities to date	149,738,667.63	(138,889,856.18)	10,848,811.45
Total Disbursements Program	734,285,407.40	468,948,218.24	1,203,233,625.64
Less: Actual Disbursements	584,546,339.77	607,833,859.78	1,192,380,199.55
(Over)/Under spending	149,739,067.63	(138,885,641.54)	10,853,426.09

dyf

Department : National Economic and Development Authority (NEDA)
Agency : Philippine Statistics Authority
Operating Unit : Consolidated Regional Statistical Services Office
Organization Code (UACS) : 24 008 0100000
Fund Cluster : 01 - Regular Agency Fund

Particulars	PRIOR YEAR'S BUDGET							SUB-TOTAL	TRUST LIABILITIES				GRAND TOTAL					Remarks
	CURRENT YEARS ACCOUNTS PAYABLE					TOTAL	PS		MOOE	CO	TOTAL	PS	MOOE	FinEx	CO	TOTAL		
	PS	MOOE	FinEx	CO	Sub-Total													
(1)	(12)	(13)	(14)	(15)	16=(12+13+14+15)	17=(11+16)	18=(6+17)	(19)	(20)	(21)	=(19+20+21)	(23)	(24)	(25)	(26)	27=(23+24+25+26)	(28)	
CASH DISBURSEMENTS	-	9,705,371.47	-	-	9,705,371.47	42,317,134.52	596,414,019.39	-	-	-	-	126,177,729.33	450,016,803.12	-	20,219,486.94	596,414,019.39		
Notice of Cash Allocations	-	6,747,608.83	-	-	6,747,608.83	32,727,233.04	570,429,164.61	-	-	-	-	122,454,862.66	427,754,815.01	-	20,219,486.94	570,429,164.61		
MDS Checks Issued	-	528,749.89	-	-	528,749.89	743,809.89	46,788,747.04	-	-	-	-	2,649,290.68	23,919,969.42	-	20,219,486.94	46,788,747.04		
Advice to Debit Account	-	6,218,858.94	-	-	6,218,858.94	31,983,423.15	523,640,417.57	-	-	-	-	119,805,571.98	403,834,845.59	-	-	523,640,417.57		
Notice of Transfer Allocations (NTA)	-	2,957,762.64	-	-	2,957,762.64	9,589,901.48	25,984,854.78	-	-	-	-	3,722,866.67	22,261,988.11	-	-	25,984,854.78		
MDS Checks Issued	-	445,734.92	-	-	445,734.92	6,700,750.53	14,327,549.41	-	-	-	-	1,251,161.45	13,076,387.96	-	-	14,327,549.41		
Advice to Debit Account	-	2,512,027.72	-	-	2,512,027.72	2,889,150.95	11,657,305.37	-	-	-	-	2,471,705.22	9,185,600.15	-	-	11,657,305.37		
Working Fund for FAPS	-	-	-	-	-	-	-	-	-	-	-	-	-	-	-	-		
Cash Disbursement Ceiling (CDC)	-	-	-	-	-	-	-	-	-	-	-	-	-	-	-	-		
TOTAL CASH DISBURSEMENTS	-	9,705,371.47	-	-	9,705,371.47	42,317,134.52	596,414,019.39	-	-	-	-	126,177,729.33	450,016,803.12	-	20,219,486.94	596,414,019.39		
NON-CASH DISBURSEMENTS	-	36,367.97	-	-	36,367.97	59,146.36	11,419,840.39	-	-	-	-	6,332,423.95	5,087,416.44	-	-	11,419,840.39		
Tax Remittance Advices Issued (TRA)	-	36,367.97	-	-	36,367.97	59,146.36	11,419,840.39	-	-	-	-	6,332,423.95	5,087,416.44	-	-	11,419,840.39		
Non-Cash Availment Authority (NCAA)	-	-	-	-	-	-	-	-	-	-	-	-	-	-	-	-		
Disbursements effected through outright deductions from claims	-	-	-	-	-	-	-	-	-	-	-	-	-	-	-	-		
Overpayment of expenses	-	-	-	-	-	-	-	-	-	-	-	-	-	-	-	-		
Restitution for loss of government property	-	-	-	-	-	-	-	-	-	-	-	-	-	-	-	-		
Liquidated damages and similar claims	-	-	-	-	-	-	-	-	-	-	-	-	-	-	-	-		
Others (TEF,BTr-Documentary Stamp Tax, etc.)	-	-	-	-	-	-	-	-	-	-	-	-	-	-	-	-		
TOTAL NON-CASH DISBURSEMENTS	-	36,367.97	-	-	36,367.97	59,146.36	11,419,840.39	-	-	-	-	6,332,423.95	5,087,416.44	-	-	11,419,840.39		
GRAND TOTAL	-	9,741,739.44	-	-	9,741,739.44	42,376,280.88	607,833,859.78	-	-	-	-	132,510,153.28	455,104,219.56	-	20,219,486.94	607,833,859.78		


Certified Correct:


ELIZABETH B. ONAG
Chief Accountant
Accounting Division *clm*

Recommending Approval:


SOCRATES L. RAMORES
Assistant National Statistician
Finance and Administrative Services

Approved by:


CLAIRE DENNIS S. MAPA, PhD
Undersecretary
National Statistician and Civil Registrar General

MONTHLY REPORT OF DISBURSEMENTS
For the month of March 2025

FAR no. 4



Department : National Economic and Development Authority (NEDA)
Agency : Philippine Statistics Authority
Operating Unit : All
Organization Code (UACS) : 24 008 0100000
Fund Cluster : 01 - Regular Agency Fund

Particulars	CURRENT YEAR'S BUDGET					PRIOR YEAR'S BUDGET				
	PS	MOOE	FinEx	CO	TOTAL	PRIOR YEAR'S ACCOUNTS PAYABLE				
	(2)	(3)	(4)	(5)	6=(2+3+4+5)	(7)	(8)	(9)	(10)	11=(7+8+9+10)
CASH DISBURSEMENTS	177,703,894.50	457,883,836.56	-	20,219,486.94	655,807,218.00	642,703.63	56,028,593.86	-	15,810,520.31	72,481,817.80
Notice of Cash Allocations	173,986,771.06	445,206,006.70	-	20,219,486.94	639,412,264.70	636,960.40	49,402,198.25	-	15,810,520.31	65,849,678.96
MDS Checks Issued	3,757,931.39	41,085,507.38	-	20,219,486.94	65,062,925.71	-	215,060.00	-	15,453,254.51	15,668,314.51
Advice to Debit Account	170,228,839.67	404,120,499.32	-	-	574,349,338.99	636,960.40	49,187,138.25	-	357,265.80	50,181,364.45
Notice of Transfer Allocations (NTA)	3,717,123.44	12,677,829.86	-	-	16,394,953.30	5,743.23	6,626,395.61	-	-	6,632,138.84
MDS Checks Issued	1,251,161.45	6,375,637.43	-	-	7,626,798.88	-	6,255,015.61	-	-	6,255,015.61
Advice to Debit Account	2,465,961.99	6,302,192.43	-	-	8,768,154.42	5,743.23	371,380.00	-	-	377,123.23
Working Fund for FAPS	-	-	-	-	-	-	-	-	-	-
Cash Disbursement Ceiling (CDC)	-	-	-	-	-	-	-	-	-	-
TOTAL CASH DISBURSEMENTS	177,703,894.50	457,883,836.56	-	20,219,486.94	655,807,218.00	642,703.63	56,028,593.86	-	15,810,520.31	72,481,817.80
NON-CASH DISBURSEMENTS	10,056,931.13	5,423,940.64	-	-	15,480,871.77	9,727.68	5,903,564.14	-	-	5,913,291.82
Tax Remittance Advices Issued (TRA)	10,056,931.13	5,423,940.64	-	-	15,480,871.77	9,727.68	5,903,564.14	-	-	5,913,291.82
Non-Cash Availment Authority (NCAA)	-	-	-	-	-	-	-	-	-	-
Disbursements effected through outright deductions from claims	-	-	-	-	-	-	-	-	-	-
Overpayment of expenses	-	-	-	-	-	-	-	-	-	-
Restitution for loss of government property	-	-	-	-	-	-	-	-	-	-
Liquidated damages and similar claims	-	-	-	-	-	-	-	-	-	-
Others (TEF,BTr-Documentary Stamp Tax, etc.)	-	-	-	-	-	-	-	-	-	-
TOTAL NON-CASH DISBURSEMENTS	10,056,931.13	5,423,940.64	-	-	15,480,871.77	9,727.68	5,903,564.14	-	-	5,913,291.82
GRAND TOTAL	187,760,825.63	463,307,777.20	-	20,219,486.94	671,288,089.77	652,431.31	61,932,158.00	-	15,810,520.31	78,395,109.62

SUMMARY

Particulars	Previous Report	Current Month	As of Date
(1)	(2)	(3)	(4)
Total Disbursement Authorities Received	1,456,839,612.38	690,620,113.29	2,147,459,725.67
NCA	1,163,691,223.00	411,236,000.00	1,574,927,223.00
NTA	199,518,664.79	257,900,810.92	457,419,475.71
Working Fund	-	-	-
TRA	93,629,724.59	21,483,302.37	115,113,026.96
CDC	-	-	-
NCAA	-	-	-
Less: Notice of Transfer Allocation (NTA) issued*	199,518,664.79	257,900,810.92	457,419,475.71
Total Disbursements Authorities Available	1,257,320,947.59	432,719,302.37	1,690,040,249.96
Less:			
Lapsed NCA	-	4,237.28	4,237.28
Disbursements	915,508,311.88	763,693,909.35	1,679,202,221.23
Less: Other Non-Cash Disbursements	15,020.00	-	15,020.00
Disbursements effected through outright deductions from claims	-	-	-
Overpayment of expenses	-	-	-
Restitution for loss of government property	-	-	-
Liquidated damages and similar claims	-	-	-
Others (TEF,BTr-Documentary Stamp Tax, etc.)	15,020.00	-	15,020.00
Add/Less: Adjustments (e.g. cancelled/staled checks)	-	-	-
Balance of Disbursements Authorities to date	341,827,655.71	(330,978,844.26)	10,848,811.45
Total Disbursements Program	1,257,336,367.59	432,719,302.37	1,690,055,669.96
Less: Actual Disbursements	915,508,311.88	763,693,909.35	1,679,202,221.23
(Over)/Under spending	341,828,055.71	(330,974,606.98)	10,853,448.73

CMY

Department : National Economic and Development Authority (NEDA)
Agency : Philippine Statistics Authority
Operating Unit : All
Organization Code (UACS) : 24 008 0100000
Fund Cluster : 01 - Regular Agency Fund

Particulars	PRIOR YEAR'S BUDGET						SUB-TOTAL	TRUST LIABILITIES				GRAND TOTAL					Remarks
	CURRENT YEARS ACCOUNTS PAYABLE					TOTAL		PS	MOOE	CO	TOTAL	PS	MOOE	FinEx	CO	TOTAL	
	PS	MOOE	FinEx	CO	Sub-Total												
(1)	(12)	(13)	(14)	(15)	16=(12+13+14+15)	17=(11+16)	18=(6+17)	(19)	(20)	(21)	=(19+20+21)	(23)	(24)	(25)	(26)	27=(23+24+25+26)	(28)
CASH DISBURSEMENTS	-	13,921,571.18	-	-	13,921,571.18	86,403,388.98	742,210,606.98	-	-	-	-	178,346,598.13	527,834,001.60	-	36,030,007.25	742,210,606.98	
Notice of Cash Allocations	-	10,963,808.54	-	-	10,963,808.54	76,813,487.50	716,225,752.20	-	-	-	-	174,623,731.46	505,572,013.49	-	36,030,007.25	716,225,752.20	
MDS Checks Issued	-	528,749.89	-	-	528,749.89	16,197,064.40	81,259,990.11	-	-	-	-	3,757,931.39	41,829,317.27	-	35,672,741.45	81,259,990.11	
Advice to Debit Account	-	10,435,058.65	-	-	10,435,058.65	60,616,423.10	634,965,762.09	-	-	-	-	170,865,800.07	463,742,696.22	-	357,265.80	634,965,762.09	
Notice of Transfer Allocations (NTA)	-	2,957,762.64	-	-	2,957,762.64	9,589,901.48	25,984,854.78	-	-	-	-	3,722,866.67	22,261,988.11	-	-	25,984,854.78	
MDS Checks Issued	-	445,734.92	-	-	445,734.92	6,700,750.53	14,327,549.41	-	-	-	-	1,251,161.45	13,076,387.96	-	-	14,327,549.41	
Advice to Debit Account	-	2,512,027.72	-	-	2,512,027.72	2,889,150.95	11,657,305.37	-	-	-	-	2,471,705.22	9,185,600.15	-	-	11,657,305.37	
Working Fund for FAPS	-	-	-	-	-	-	-	-	-	-	-	-	-	-	-	-	
Cash Disbursement Ceiling (CDC)	-	-	-	-	-	-	-	-	-	-	-	-	-	-	-	-	
TOTAL CASH DISBURSEMENTS	-	13,921,571.18	-	-	13,921,571.18	86,403,388.98	742,210,606.98	-	-	-	-	178,346,598.13	527,834,001.60	-	36,030,007.25	742,210,606.98	
NON-CASH DISBURSEMENTS	-	89,138.78	-	-	89,138.78	6,002,430.60	21,483,302.37	-	-	-	-	10,066,658.81	11,416,643.56	-	-	21,483,302.37	
Tax Remittance Advices Issued (TRA)	-	89,138.78	-	-	89,138.78	6,002,430.60	21,483,302.37	-	-	-	-	10,066,658.81	11,416,643.56	-	-	21,483,302.37	
Non-Cash Availment Authority (NCAA)	-	-	-	-	-	-	-	-	-	-	-	-	-	-	-	-	
Disbursements effected through outright deductions from claims	-	-	-	-	-	-	-	-	-	-	-	-	-	-	-	-	
Overpayment of expenses	-	-	-	-	-	-	-	-	-	-	-	-	-	-	-	-	
Restitution for loss of government property	-	-	-	-	-	-	-	-	-	-	-	-	-	-	-	-	
Liquidated damages and similar claims	-	-	-	-	-	-	-	-	-	-	-	-	-	-	-	-	
Others (TEF,BTr-Documentary Stamp Tax, etc.)	-	-	-	-	-	-	-	-	-	-	-	-	-	-	-	-	
TOTAL NON-CASH DISBURSEMENTS	-	89,138.78	-	-	89,138.78	6,002,430.60	21,483,302.37	-	-	-	-	10,066,658.81	11,416,643.56	-	-	21,483,302.37	
GRAND TOTAL	-	14,010,709.96	-	-	14,010,709.96	92,405,819.58	763,693,909.35	-	-	-	-	188,413,256.94	539,250,645.16	-	36,030,007.25	763,693,909.35	


Certified Correct:


ELIZABETH B. ONAG
Chief Accountant
Accounting Division *duf*

Recommending Approval:


SOCRATES L. RAMORES
Assistant National Statistician
Finance and Administrative Services

Approved by:


CLAIRE DENNIS S. MAPA, PhD
Undersecretary
National Statistician and Civil Registrar General