

STATEMENT OF APPROVED BUDGET, UTILIZATIONS, DISBURSEMENTS, AND BALANCES FOR TRUST RECEIPTS
As at the Quarter Ending March 31, 2025

Department: National Economic and Development Authority (NEDA)
Agency: Philippine Statistics Authority

Organization Code (UACS): 240080100000
Fund Cluster: 07 - Trust Receipts


| Source Agencies and Projects | UACS CODE | Approved Budget | | | Utilizations | | | | | Disbursements | | | | | Balances | | |
|--|------------|------------------------------------|--|---------------------------|-----------------------------|----------------------------|---------------------------------|--------------------------------|----------------|-----------------------------|----------------------------|---------------------------------|--------------------------------|--------------------|-------------------|---------------------------------------|----------------------------|
| | | Approved Budgeted Revenue/Receipts | Adjustments (Additions, Reductions, Modifications/Augmentations) | Adjusted Budgeted Revenue | 1st Quarter Ending March 31 | 2nd Quarter Ending June 30 | 3rd Quarter Ending September 30 | 4th Quarter Ending December 31 | Total | 1st Quarter Ending March 31 | 2nd Quarter Ending June 30 | 3rd Quarter Ending September 30 | 4th Quarter Ending December 31 | Total | Unutilized Budget | Unpaid Utilizations (10-15) = (17+18) | |
| | | | | | | | | | | | | | | | | Due and Demandable | Not Yet Due and Demandable |
| 1 | 2 | 3 | 4 | 5 = [3+(-)4] | 6 | 7 | 8 | 9 | 10 = (6+7+8+9) | 11 | 12 | 13 | 14 | 15 = (11+12+13+14) | 16 = (5-10) | 17 | 18 |
| National Wages and Productivity Commission (NWPC) Project Title: Productivity Improvement Program and Gainsharing Practices to 2023/2024 ISLE | | | | | | | | | | | | | | | | | |
| PS | | - | | - | - | - | - | - | - | - | - | - | - | - | - | | |
| MOOE | 2040101000 | 2,157,336.00 | | 2,157,336.00 | 2,156,263.00 | - | - | - | 2,156,263.00 | 2,156,263.00 | - | - | - | 2,156,263.00 | 1,073.00 | - | - |
| CO | | - | | - | - | - | - | - | - | - | - | - | - | - | - | | |
| Occupational Safety and Health Commission (OSHC) Project Title: Occupational Safety and Health Practices to the 2023/2024 ISLE | | | | | | | | | | | | | | | | | |
| PS | | - | - | - | - | - | - | - | - | - | - | - | - | - | - | | |
| MOOE | 2040101000 | 1,438,224.00 | | 1,438,224.00 | 864,637.00 | - | - | - | 864,637.00 | 864,637.00 | - | - | - | 864,637.00 | 573,587.00 | - | - |
| CO | | - | - | - | - | - | - | - | - | - | - | - | - | - | - | | |
| Asian Development Bank (ADB) Project Title: Jobs and Skills Survey (JSS) - rider of LFS | | | | | | | | | | | | | | | | | |
| PS | | - | - | - | - | - | - | - | - | - | - | - | - | - | - | | |
| MOOE | 2040101000 | 4,627,192.00 | | 4,627,192.00 | 4,626,351.02 | - | - | - | 4,626,351.02 | 4,626,351.02 | - | - | - | 4,626,351.02 | 840.98 | - | - |
| CO | | - | - | - | - | - | - | - | - | - | - | - | - | - | - | | |
| Department of Information and Communications Technology (DICT) Project Title: 2023 National ICT Household Survey (NICTHS) Phase 2 | | | | | | | | | | | | | | | | | |
| PS | | - | - | - | - | - | - | - | - | - | - | - | - | - | - | | |
| MOOE | 2040101000 | 5,639,353.15 | - | 5,639,353.15 | 1,878,181.00 | - | - | - | 1,878,181.00 | 1,878,181.00 | - | - | - | 1,878,181.00 | 3,761,172.15 | - | - |
| CO | | - | - | - | - | - | - | - | - | - | - | - | - | - | - | | |
| Department of Tourism (DOT) Project Title: Tourism Survey - rider of LFS | | | | | | | | | | | | | | | | | |
| PS | | - | - | - | - | - | - | - | - | - | - | - | - | - | - | | |
| MOOE | 2040101000 | 6,280,627.00 | | 6,280,627.00 | 437,480.00 | - | - | - | 437,480.00 | 437,480.00 | - | - | - | 437,480.00 | 5,843,147.00 | - | - |
| CO | | - | - | - | - | - | - | - | - | - | - | - | - | - | - | | |

| Source Agencies and Projects | UACS CODE | Approved Budget | | | Utilizations | | | | | Disbursements | | | | | Balances | | |
|--|------------|------------------------------------|--|---------------------------|-----------------------------|----------------------------|---------------------------------|--------------------------------|--------------|-----------------------------|----------------------------|---------------------------------|--------------------------------|--------------|-------------------|---------------------------------------|----------------------------|
| | | Approved Budgeted Revenue/Receipts | Adjustments (Additions, Reductions, Modifications/Augmentations) | Adjusted Budgeted Revenue | 1st Quarter Ending March 31 | 2nd Quarter Ending June 30 | 3rd Quarter Ending September 30 | 4th Quarter Ending December 31 | Total | 1st Quarter Ending March 31 | 2nd Quarter Ending June 30 | 3rd Quarter Ending September 30 | 4th Quarter Ending December 31 | Total | Unutilized Budget | Unpaid Utilizations (10-15) = (17+18) | |
| | | | | | | | | | | | | | | | | Due and Demandable | Not Yet Due and Demandable |
| Philippine National Volunteer Service Coordinating Agency (PNVSCA) Project Title : Rider questions on volunteer work to the LFS | | | | | | | | | | | | | | | | | |
| PS | | - | | - | | | - | | - | | | | | - | | | |
| MOOE | 2040101000 | 4,657,000.00 | | 4,657,000.00 | 22,000.00 | - | - | - | 22,000.00 | - | - | - | - | - | - | | |
| CO | | - | | - | | | - | - | - | | | - | - | - | 4,635,000.00 | 22,000.00 | |
| Department of Energy (DOE) Project Title : 2023 Household Energy Consumption Survey (HECS) Ph. 3 | | | | | | | | | | | | | | | | | |
| PS | | - | | - | | | - | | - | | | | | - | | | |
| MOOE | 2040101000 | 2,650,203.44 | | 2,650,203.44 | 1,214,487.00 | - | - | - | 1,214,487.00 | 300,714.00 | - | - | - | 300,714.00 | 1,435,716.44 | 913,773.00 | - |
| CO | | - | | - | | | - | - | - | | | - | - | - | - | | |
| LGU- Mandaluyong Project Title: 2024 Community-Based Monitoring Survey (CBMS) | | | | | | | | | | | | | | | | | |
| PS | | - | | - | | | - | | - | | | | | - | | | |
| MOOE | 2040101000 | 1,828,040.00 | | 1,828,040.00 | 1,826,580.00 | - | | | 1,826,580.00 | 1,826,580.00 | | | | 1,826,580.00 | 1,460.00 | - | |
| CO | | - | | - | | | - | - | - | | | - | - | - | - | | |
| LGU-Pasig Project Title: 2024 Community-Based Monitoring Survey (CBMS) | | | | | | | | | | | | | | | | | |
| PS | | - | | - | | | - | | - | | | | | - | | | |
| MOOE | 2040101000 | 7,866,449.85 | | 7,866,449.85 | 7,866,449.85 | - | | | 7,866,449.85 | 7,866,449.85 | | | | 7,866,449.85 | - | - | |
| CO | | - | | - | | | - | - | - | | | - | - | - | - | | |
| LGU-San Juan Project Title: 2024 Community-Based Monitoring Survey (CBMS) | | | | | | | | | | | | | | | | | |
| PS | | - | | - | | | - | | - | | | | | - | | | |
| MOOE | 2040101000 | 1,674,382.00 | | 1,674,382.00 | 1,673,800.00 | - | - | | 1,673,800.00 | 1,673,800.00 | | - | | 1,673,800.00 | 582.00 | - | |
| CO | | - | | - | | | - | - | - | | | - | - | - | - | | |
| LGU-Navotas Project Title: 2024 Community-Based Monitoring Survey (CBMS) | | | | | | | | | | | | | | | | | |
| PS | | - | | - | | | - | | - | | | | | - | | | |
| MOOE | 2040101000 | 1,020,480.00 | | 1,020,480.00 | 1,020,480.00 | - | | | 1,020,480.00 | 1,020,480.00 | | | | 1,020,480.00 | - | - | |
| CO | | - | | - | | | - | - | - | | | - | - | - | - | | |
| LGU-Malabon Project Title: 2024 Community-Based Monitoring Survey (CBMS) | | | | | | | | | | | | | | | | | |
| PS | | - | | - | | | - | | - | | | | | - | | | |
| MOOE | 2040101000 | 3,735,533.40 | | 3,735,533.40 | 1,862,260.00 | - | | | 1,862,260.00 | 1,862,260.00 | | | | 1,862,260.00 | 1,873,273.40 | - | |
| CO | | - | | - | | | - | - | - | | | - | - | - | - | | |


| Source Agencies and Projects | UACS CODE | Approved Budget | | | Utilizations | | | | | Disbursements | | | | | Balances | | |
|--|------------|------------------------------------|--|---------------------------|-----------------------------|----------------------------|---------------------------------|--------------------------------|---------------|-----------------------------|----------------------------|---------------------------------|--------------------------------|---------------|-------------------|---------------------------------------|----------------------------|
| | | Approved Budgeted Revenue/Receipts | Adjustments (Additions, Reductions, Modifications/Augmentations) | Adjusted Budgeted Revenue | 1st Quarter Ending March 31 | 2nd Quarter Ending June 30 | 3rd Quarter Ending September 30 | 4th Quarter Ending December 31 | Total | 1st Quarter Ending March 31 | 2nd Quarter Ending June 30 | 3rd Quarter Ending September 30 | 4th Quarter Ending December 31 | Total | Unutilized Budget | Unpaid Utilizations (10-15) = (17+18) | |
| | | | | | | | | | | | | | | | | Due and Demandable | Not Yet Due and Demandable |
| | | | | | | | | | | | | | | | | | |
| LGU-Parañaque Project Title: 2024 Community-Based Monitoring Survey (CBMS) | | | | | | | | | | | | | | | | | |
| PS | 2040101000 | | | | | | - | | | | | | | | | | |
| MOOE | | 32,735,549.25 | | 32,735,549.25 | 16,249,751.20 | - | | | 16,249,751.20 | 16,249,751.20 | | | | 16,249,751.20 | 16,485,798.05 | - | |
| CO | | | | | | | - | - | - | | | - | - | - | | | |
| | | | | | | | | | | | | | | | | | |
| LGU-Angeles, Pampanga Project Title: 2024 Community-Based Monitoring Survey (CBMS) | | | | | | | | | | | | | | | | | |
| PS | 2040101000 | | | | | | - | | | | | | | | | | |
| MOOE | | 32,816.00 | 3,219,622.00 | 3,252,438.00 | - | - | | | - | | | | | - | 3,252,438.00 | - | |
| CO | | | | | | | - | - | - | | | - | - | - | | | |
| | | | | | | | | | | | | | | | | | |
| LGU-Olongapo Project Title: 2024 Community-Based Monitoring Survey (CBMS) | | | | | | | | | | | | | | | | | |
| PS | 2040101000 | | | | | | - | | | | | | | | | | |
| MOOE | | 3,423,930.00 | | 3,423,930.00 | 878,900.00 | - | - | | 878,900.00 | 878,900.00 | | - | | 878,900.00 | 2,545,030.00 | - | |
| CO | | | | | | | - | - | - | | | | - | - | | | |
| | | | | | | | | | | | | | | | | | |
| LGU-Lucena Project Title: 2024 Community-Based Monitoring Survey (CBMS) | | | | | | | | | | | | | | | | | |
| PS | 2040101000 | | | | | | - | | | | | | | | | | |
| MOOE | | 83,872.00 | | 83,872.00 | 81,600.00 | - | | | 81,600.00 | 81,600.00 | | | | 81,600.00 | 2,272.00 | - | |
| CO | | | | | | | - | - | - | | | - | - | - | | | - |
| | | | | | | | | | | | | | | | | | |
| LGU-Iligan Project Title: 2024 Community-Based Monitoring Survey (CBMS) | | | | | | | | | | | | | | | | | |
| PS | 2040101000 | | | | | | - | | | | | | | | | | |
| MOOE | | 3,545,462.16 | | 3,545,462.16 | 3,539,290.00 | - | | | 3,539,290.00 | 3,539,290.00 | | | | 3,539,290.00 | 6,172.16 | - | |
| CO | | | | | | | - | - | - | | | - | - | - | | | |
| | | | | | | | | | | | | | | | | | |
| LGU-Cagayan de Oro Project Title: 2024 Community-Based Monitoring Survey (CBMS) | | | | | | | | | | | | | | | | | |
| PS | 2040101000 | | | | | | - | | | | | | | | | | |
| MOOE | | 6,361,301.00 | | 6,361,301.00 | 5,619,936.00 | - | | | 5,619,936.00 | 5,619,936.00 | | | | 5,619,936.00 | 741,365.00 | - | |
| CO | | | | | | | - | - | - | | | - | - | - | | | |
| | | | | | | | | | | | | | | | | | |
| LGU-Cebu Project Title: 2024 Community-Based Monitoring Survey (CBMS) | | | | | | | | | | | | | | | | | |
| PS | 2040101000 | | | | | | - | | | | | | | | | | |
| MOOE | | 2,155,398.73 | | 2,155,398.73 | - | - | | | - | | | | | - | 2,155,398.73 | - | |
| CO | | | | | | | - | - | - | | | - | - | - | | | |


| Source Agencies and Projects | UACS CODE | Approved Budget | | | Utilizations | | | | | Disbursements | | | | | Balances | | |
|--|------------|------------------------------------|--|---------------------------|-----------------------------|----------------------------|---------------------------------|--------------------------------|---------------|-----------------------------|----------------------------|---------------------------------|--------------------------------|---------------|-------------------|---------------------------------------|----------------------------|
| | | Approved Budgeted Revenue/Receipts | Adjustments (Additions, Reductions, Modifications/Augmentations) | Adjusted Budgeted Revenue | 1st Quarter Ending March 31 | 2nd Quarter Ending June 30 | 3rd Quarter Ending September 30 | 4th Quarter Ending December 31 | Total | 1st Quarter Ending March 31 | 2nd Quarter Ending June 30 | 3rd Quarter Ending September 30 | 4th Quarter Ending December 31 | Total | Unutilized Budget | Unpaid Utilizations (10-15) = (17+18) | |
| | | | | | | | | | | | | | | | | Due and Demandable | Not Yet Due and Demandable |
| LGU-Tacloban Project Title: 2024 Community-Based Monitoring Survey (CBMS) | | | | | | | | | | | | | | | | | |
| PS | 2040101000 | | | | | | - | | | | | - | | | | | |
| MOOE | | 1,252,828.00 | | 1,252,828.00 | 1,251,250.00 | - | | | 1,251,250.00 | 1,251,250.00 | | - | | 1,251,250.00 | 1,578.00 | - | |
| CO | | | | | | | - | - | - | | | - | - | - | | | |
| LGU-Bacolod Project Title: 2024 Community-Based Monitoring Survey (CBMS) | | | | | | | | | | | | | | | | | |
| PS | 2040101000 | | | | | | - | | | | | | | | | | |
| MOOE | | 261,205.00 | | 261,205.00 | 261,000.00 | - | | | 261,000.00 | 261,000.00 | | | | 261,000.00 | 205.00 | - | |
| CO | | | | | | | - | - | - | | | - | - | - | | | |
| LGU-Quezon City Project Title: 2024 Community-Based Monitoring Survey (CBMS) | | | | | | | | | | | | | | | | | |
| PS | 2040101000 | | | | | | - | | | | | | | | | | |
| MOOE | | 94,069,240.00 | | 94,069,240.00 | 52,501,490.00 | - | | - | 52,501,490.00 | 52,501,490.00 | | | - | 52,501,490.00 | 41,567,750.00 | - | |
| CO | | | | | | | - | - | - | | | - | - | - | | | |
| LGU-Lapu-Lapu Project Title: 2024 Community-Based Monitoring Survey (CBMS) | | | | | | | | | | | | | | | | | |
| PS | 2040101000 | | | | | | - | | | | | | | | | | |
| MOOE | | 7,000,000.00 | | 7,000,000.00 | 3,829,140.00 | - | | - | 3,829,140.00 | 3,829,140.00 | | | - | 3,829,140.00 | 3,170,860.00 | - | |
| CO | | | | | | | - | - | - | | | - | - | - | | | |
| LGU-Makati City Project Title: 2024 Community-Based Monitoring Survey (CBMS) | | | | | | | | | | | | | | | | | |
| PS | 2040101000 | | | | | | - | | | | | | | | | | |
| MOOE | | 14,131,345.80 | | 14,131,345.80 | 12,804,030.00 | - | | - | 12,804,030.00 | 12,804,030.00 | | | - | 12,804,030.00 | 1,327,315.80 | - | |
| CO | | | | | | | - | - | - | | | - | - | - | | | |
| LGU-Valenzuela Project Title: 2024 Community-Based Monitoring Survey (CBMS) | | | | | | | | | | | | | | | | | |
| PS | 2040101000 | | | | | | - | | | | | | | | | | |
| MOOE | | 6,103,709.00 | 5,959,555.00 | 12,063,264.00 | 12,051,914.00 | - | | | 12,051,914.00 | 6,101,864.00 | | | | 6,101,864.00 | 11,350.00 | 5,950,050.00 | |
| CO | | | | | | | - | - | - | | | - | - | - | | | |
| LGU-Davao Project Title: 2024 Community-Based Monitoring Survey (CBMS) | | | | | | | | | | | | | | | | | |
| PS | 2040101000 | | | | | | - | | | | | | | | | | |
| MOOE | | 31,153,736.00 | | 31,153,736.00 | 23,916,840.00 | - | | | 23,916,840.00 | 23,916,840.00 | | | | 23,916,840.00 | 7,236,896.00 | - | |
| CO | | | | | | | - | - | - | | | - | - | - | | | |

| Source Agencies and Projects | UACS CODE | Approved Budget | | | Utilizations | | | | | Disbursements | | | | | Balances | | |
|------------------------------|-----------|------------------------------------|--|---------------------------|-----------------------------|----------------------------|---------------------------------|--------------------------------|----------------|-----------------------------|----------------------------|---------------------------------|--------------------------------|----------------|-------------------|---------------------------------------|----------------------------|
| | | Approved Budgeted Revenue/Receipts | Adjustments (Additions, Reductions, Modifications/Augmentations) | Adjusted Budgeted Revenue | 1st Quarter Ending March 31 | 2nd Quarter Ending June 30 | 3rd Quarter Ending September 30 | 4th Quarter Ending December 31 | Total | 1st Quarter Ending March 31 | 2nd Quarter Ending June 30 | 3rd Quarter Ending September 30 | 4th Quarter Ending December 31 | Total | Unutilized Budget | Unpaid Utilizations (10-15) = (17+18) | |
| | | | | | | | | | | | | | | | | Due and Demandable | Not Yet Due and Demandable |
| | | | | | | | | | | | | | | | | | |
| | | | | | | | | | | | | | | | | | |
| GRAND TOTAL | | 245,885,213.78 | 9,179,177.00 | 255,064,390.78 | 158,434,110.07 | - | - | - | 158,434,110.07 | 151,548,287.07 | - | - | - | 151,548,287.07 | 96,630,280.71 | 6,885,823.00 | - |
| PS | | | | | | | | | | | | | | | | | |
| MOOE | | 245,885,213.78 | 9,179,177.00 | 255,064,390.78 | 158,434,110.07 | - | - | - | 158,434,110.07 | 151,548,287.07 | - | - | - | 151,548,287.07 | 96,630,280.71 | 6,885,823.00 | - |
| CO | | | | | | | | | | | | | | | | | |


 DENISE CARLA C. ESTANDARTE
 Supervising Administrative Officer
 Officer-in-Charge, Budget Division


 ELIZABETH B. ONAG
 Chief Accountant
 Accounting Division


 SOCRATES L. RAMORES
 Assistant National Statistician
 Finance and Administrative Service


 CLAIRE DENNIS S. MAPA, PhD
 Undersecretary
 National Statistician and Civil Registrar General