

**30th National
Statistics
Month**

October 2019



**14th
National
Convention
on Statistics**

01-03 October 2019

Crowne Plaza Manila Galleria, Ortigas Center, Quezon City

14th National Convention on Statistics

Migration Statistics

***"Data Innovation:
Key to a Better Nation"***

Innovate. Collaborate. Communicate.

Organized by the Philippine Statistical System
Spearheaded by the Philippine Statistics Authority

LABOR MIGRATION IN THE SURVEY ON OVERSEAS FILIPINOS 2014-2018

By

Wilma A. Guillen and Solficar A. Pescuela

Presented by

Wilma A. Guillen

Assistant National Statistician

Outline

1. Background

2. Objectives

3. Questionnaire

4. Limitations of the Survey

5. About the OFWs

6. Highlights of the SOF results

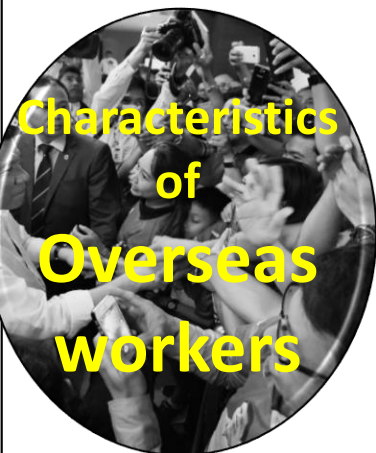
→ Nationwide survey that gathers information on **Filipino citizens** who left for abroad in the 5 years prior to survey date

→ considered as **international migrants**. *If they work abroad, then, they are **labor migrants**.*

→ **Labor migration** refers to **migration** for the main purpose of employment. [Labor Migration Law and Legal Definition | USLegal, Inc.](https://definitions.uslegal.com/labor-migration)
[https://definitions.uslegal.com > labor-migration](https://definitions.uslegal.com/labor-migration)

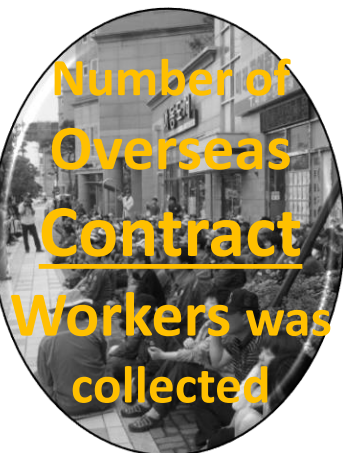
→ Undertaken yearly as rider to the October round of the Labor Force Survey (LFS).

SOF Thru the Years



1-page rider to the ISH/LFS

1982-1986



Additional data item in the ISH/LFS

1987

SURVEY ON OVERSEAS WORKERS (SOW)

Section on INTERNATIONAL MIGRATION included

1992

Renamed into SURVEY on Overseas FILIPINOS (SOF)

1993

SOF Remains a rider of the LFS

2013 Master Sample for HH-based Surveys adopted

2016

After 1987, the next survey was in 1991)

SOF Thru the Years

SOF
Remains a
rider of
the LFS

**Inclusion of
RECRUITMENT
COST
(SDG 10.7.1)**

2019

SDG Indicator 10.7.1

**Recruitment cost borne by
employee as a proportion of
yearly income earned in
country of destination.**

(Custodian Agencies: WB.ILO)

The 2019 SOF is the 37th in the series of surveys.

Outline

1. Background
- 2. Objectives**
3. Questionnaire
4. Limitations of the Survey
5. About the OFWs
6. Highlights of the SOF results

- Obtain national estimates on the **number of overseas Filipinos**
- Obtain some information on socio-economic characteristics such as **age, sex and occupation**
- Provide estimates on the **amount of remittances, in cash or in kind, received by families, and the mode of transfer**

SOF Questionnaire, 2018

SOF Form 1 –

Two page
questionnaire,
30 questions

SOF Form 2 –

control form (basis in
determining households
with members who are
overseas)

PSA Approval No.: PSA-1842-01 Expires on 30 June 2019

REPUBLIC OF THE PHILIPPINES
PHILIPPINE STATISTICS AUTHORITY
Survey on Overseas Filipinos
October 2018

SOF FORM 1

Geographic Identification Codes
Province _____ EA _____
Mun./City _____ HUSN _____
Bgy _____ HSN _____

Set _____ of _____ sets

GENERAL INSTRUCTIONS: Encircle the appropriate code for pre-coded answers then enter the appropriate code in the box provided at the right hand portion of the questionnaire. For write-in entries, enter the actual response of the respondent.

Q1 What is the name of the family member who is/was abroad? (Take note that the reference period is from October 2013 to September 2018) Line No. in ISH Form 2 _____

Q2 What is _____'s relationship to the head of this household?
01 Head 06 Stepdaughter 11 Father 16 Aunt
02 Spouse 07 Son-in-Law 12 Mother 17 Nephew
03 Son 08 Daughter-in-Law 13 Brother 18 Niece
04 Daughter 09 Grandson 14 Sister 19 Other Relative
05 Stepson 10 Granddaughter 15 Uncle

Q3 Is _____ male or female?
1 Male 2 Female

Q4 How old is _____ on his/her last birthday? _____

Q5 How many times did _____ leave for abroad during the last five years (Oct. 2013 to Sept. 2018)? _____

Q6 Now, I would like to ask some information about the date of his/her (last) departure.
When did _____ last leave? Month _____ Year _____

Q7 What is _____'s civil/marital status as of his/her (last) departure?
1 Single 3 Widowed 5 Common Law/Live-in
2 Married 4 Divorced/Separated/Annulled 6 Unknown

Q8 What is the highest grade completed by _____ at the time of his/her (last) departure?
000 No Grade Completed K to 12 Program High School
001 Preschool 510 Grade 1 310 1st Year Post-Secondary
002 Preschool 520 Grade 2 320 2nd Year
Elementary 530 Grade 3 330 3rd Year 410 1st Year
110 Grade 1 540 Grade 4 340 4th Year 420 2nd Year
120 Grade 2 550 Grade 5 350 HS graduate
130 Grade 3 560 Grade 6
140 Grade 4 570 Grade 7 College
150 Grade 5 580 Grade 8 810 1st Year
160 Grade 6 590 Grade 9 820 2nd Year 920 Master's degree, graduate
170 Grade 6 graduate 600 Grade 10 830 3rd Year
180 Graduate 7 graduate 610 Grade 11 840 4th Year 930 Doctorate degree, undergraduate
210 SPED, undergraduate 620 Grade 12 850 5th Year 940 Doctorate degree, graduate
220 SPED, graduate 860 6th Year

For Graduate in Post-Secondary Non-Tertiary/Technical Vocational Course, Specify _____ For College Graduate or Higher, Specify _____

Q9 What was _____'s usual occupation in the Philippines before he/she (last) left? _____

Q10 What was _____'s primary reason for leaving the country (last time)?
1 Contract Worker 5 Student
2 Worker other than OCW 6 Immigrant
3 Work with Phil. Embassy/Consulate Abroad 7 Official Mission
4 Tourist 8 Others (specify) _____

Q11 Is _____ a land-based, sea-based or other worker?
1 Land-based 2 Sea-based 3 Others, specify _____

Q12 In what country did _____ stay when he/she left? _____

Q13 For how many months did _____ stay/intend to stay abroad (last time)?
No. of Months _____ Not Expected to Return 88

Q14 Did _____ work or had a job/business at anytime during his last stay abroad?
1 YES 2 NO, (SKIP TO Q19)

Q15 What kind of work/business did _____ do abroad? _____

Q16 In what kind of industry did _____ work? _____

_____ average monthly income? (ENTER AMOUNT AND CURRENCY) _____

Is _____ worked/been working abroad during the last 5 years (Oct. 2013 to Sept. 2018)?
No. of Months _____
Did _____ return home since his/her (last) departure?
1 YES 2 NO, (SKIP TO Q22)

When did _____ return home? Month _____ Year _____
Month _____ Year _____

What is the reason for his/her return in the country?
1 Friends and relatives 2 End of Contract 3 Others (specify) _____
(SKIP TO Q23)

When is _____ expected to return home?
Month _____ Year _____
Month _____ Year _____
Not Expected to Return 888888

Did _____ ask about the cash remittance received by the family from _____ By cash remittance, I mean remittance either thru local or foreign source or both. Did the family receive any cash remittance from _____ during the period April to September 2018?
1 YES 2 NO, (SKIP TO Q27)

When was the remittance received by the family during the month of _____ (ENTER AMOUNT AND CURRENCY)
MAY 2018 _____ JUNE 2018 _____
AUG 2018 _____ SEPT. 2018 _____

How often does the family receive the remittance during the period April to September 2018?
1 Monthly 2 Bi-monthly 3 Friends/Co-workers 5 Money transfer services (Money Gram, Western Union, etc.)
4 Door-to-door 6 Others (specify) _____

What percentage of the family's income is spent? Please provide the estimated percent share with the following choices:
1 consumption _____ % 4 gift/donations _____ %
2 investments _____ % 5 others, specify _____ %
3 savings _____ %

ND Q22: Did _____ return home during the period April to September 2018?
1 YES 2 NO, (SKIP TO Q29)

Did _____ bring home during the period April to September 2018? (ENTER AMOUNT AND CURRENCY) _____

Did _____ receive goods/products (e.g. Appliances, jewelry, etc.) from _____ during the period April to September 2018?
1 YES 2 NO, (END OF INTERVIEW)

What is the imputed value of these goods/products? (ENTER AMOUNT IN PESOS)
A. Cigarettes _____
B. Personal Care & Effects _____
C. Clothing and Footwear _____
D. Beverages _____
E. Cigarettes _____
F. Personal Care & Effects _____
G. Clothing and Footwear _____
H. Others _____

END OF INTERVIEW

Signature Over Printed Name of Enumerator _____ Signature Over Printed Name of Supervisor _____
Date Accomplished _____ Date Reviewed _____

Outline

1. Background
2. Objectives
3. Questionnaire
4. Limitations of the Survey
5. About the OFWs
6. Highlights of the SOF results

- OFWs covered are **those working abroad** during the period April 1 to September 30 of the reference year.
- Workers who were at home on vacation from their jobs abroad who have left earlier than April 1 of the reference year are also included as long as they **worked during the specified reference period**.



Outline

1. Background
2. Objectives
3. Questionnaire
4. Limitations of the Survey
5. About the OFWs
6. Highlights of the SOF results

- The **remittances** sent by OFWs to their respective families may just be a part of the total salary received by the OFWs.
- Data on remittances were based on the **answers given by the survey respondents** to the questions on how much **cash remittance** was received by the family during the period April to September of the reference year from a family member who is an OFW and/or how much **cash** did this member bring home during the reference period, if any.
- Further, if the family **received goods and products** sent by this OFW during the reference period, then the **imputed value** of such goods was included in his/her total remittance.

Outline

1. Background
2. Objectives
3. Questionnaire
4. Limitations of the Survey
5. **About the OFWs**
6. Highlights of the SOF results

- OFWs include overseas contract workers (OCWs) :
- 1. who were presently out of the country during the reference period to fulfill an **overseas contract** for a specific length of time, or
- 2. who were presently at home on vacation during the reference period but **still had an existing contract** to work abroad, and
- 3. Other Filipino workers abroad with valid working visa or work permits.
- 4. Those with **no working visa or work permits** (tourist, visitor, student, medical, and other types of non-immigrant visas) **but were presently employed and working full-time** in other countries are also included.

Outline

1. Background
2. Objectives
3. Questionnaire
4. Limitations of the Survey
5. **About the OFWs**
6. Highlights of the SOF results

- Included also are Filipino **crew members of airplanes** such as pilots, stewards, stewardesses and others **whose employers are foreign nationals.**
- Filipinos whose place of employment is outside the Philippines but **whose employer is the Philippine government.** Examples are Filipinos who worked or are working in *Philippine embassies, missions and consulates abroad.*

Outline

1. Background
2. Objectives
3. Questionnaire
4. Limitations of the Survey
5. **About the OFWs**
6. Highlights of the SOF results

✈ **Filipinos** who are sent abroad by the Philippine government or by private institutions for training, scholarship or any other similar purpose, and known to be working abroad.

✈ **Filipinos** working in other countries who are **hired as consultants/advisors of international organizations** such as the United Nations, International Monetary Fund, etc.

Outline

1. Background
2. Objectives
3. Questionnaire
4. Limitations of the Survey
5. **About the OFWs**
6. Highlights of the SOF results

- Filipino immigrants and residents in other countries.
- Other Filipino workers other than contractual. These include Filipinos who **went out of the country through back-door means** and worked there during the reference period.



They may be:

Land-based workers

- ➔ These are overseas contract workers who are hired either by direct hiring of an employer abroad; or through the assistance of Philippine Overseas Employment Administration (POEA); or through a private and licensed recruitment agency. They may have returned to the Philippines for a vacation (annual or emergency leave), or have transferred to other employers, or were rehired by their former employer.

Examples: Filipino workers in Saudi Arabia, Japan, Taiwan, etc. with a contract, which may be 2 years, 6 months or 3 months.

Sea-based workers



- ✈ These are overseas contract workers who worked or are working in any kind of international fishing/passenger/ cargo vessels. Included also are OCWs who worked or are working for a shipping company abroad.

Highlights of SOF Results

How Many?

2018

2017

2016

2015

2014



2.30M

2.34M

2.24M

2.45M

2.32M



96.2%

97.0%

97.5%

97.1%

96.0%



3.8%

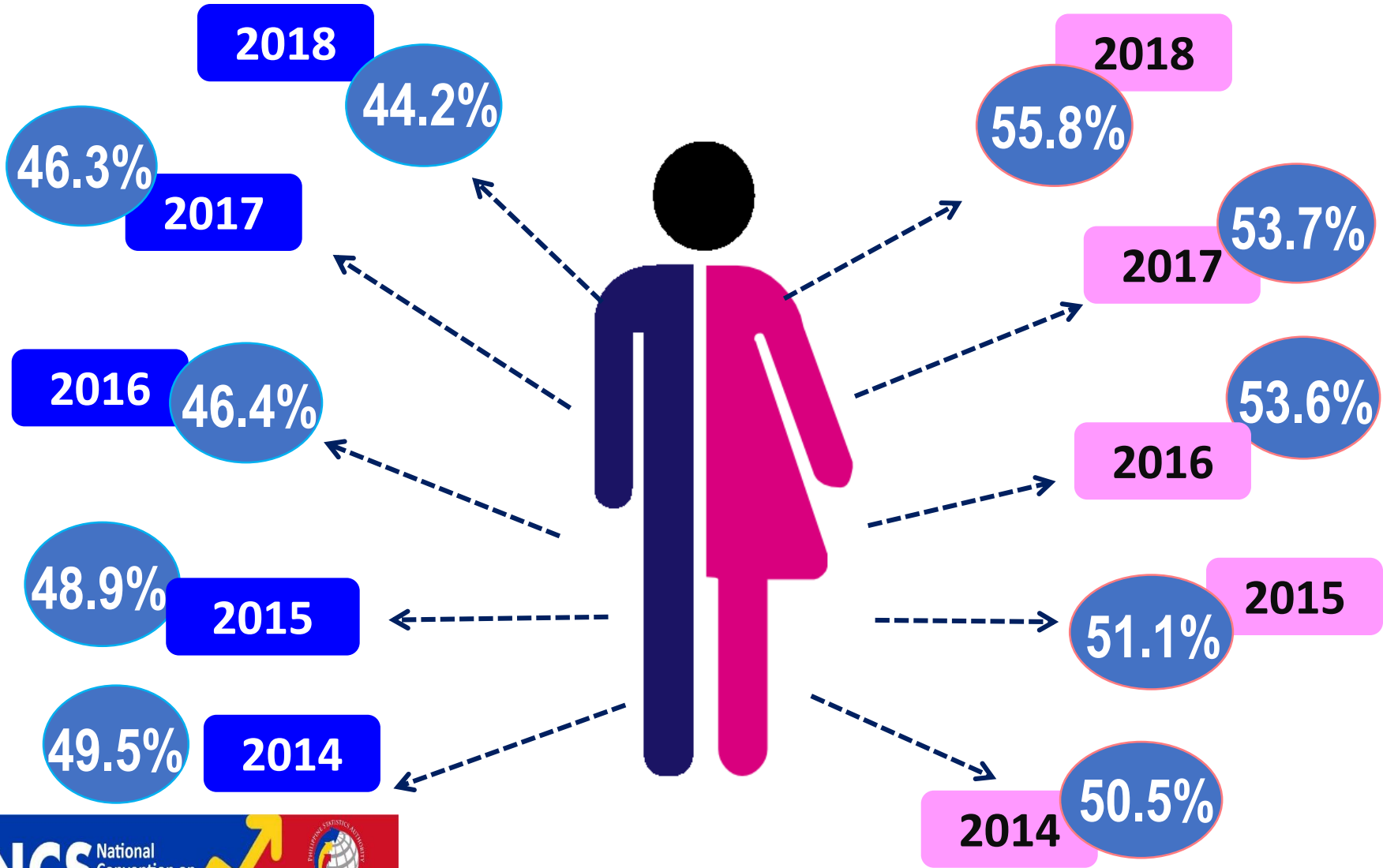
3.0%

2.5%

2.9%

4.0%

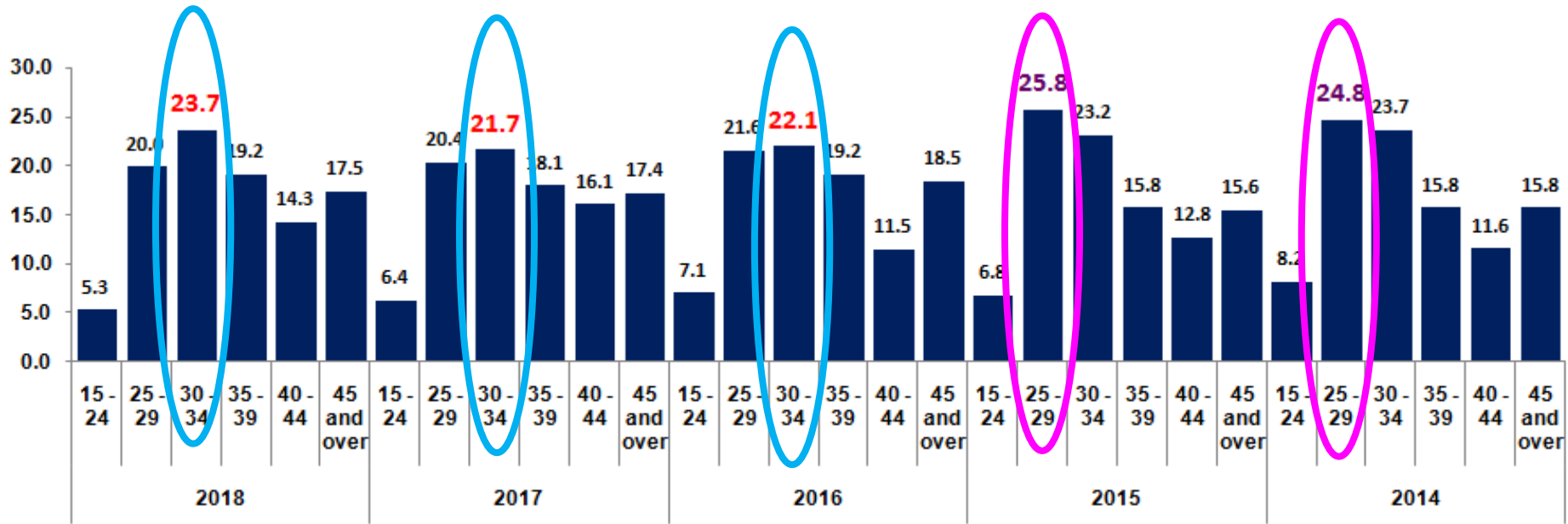
How Many?



How Many?



Age of Overseas Filipino Workers: 2014 - 2018



In 2014 and 2015, those in the 25 to 29 years age group had the most number of OFWs. On the other hand, those with age 30 to 34 years had the biggest share from 2016 to 2018.

From Where?

Lowest

2018 - CAR

MIMAROPA Region

Caraga

2017 - Caraga

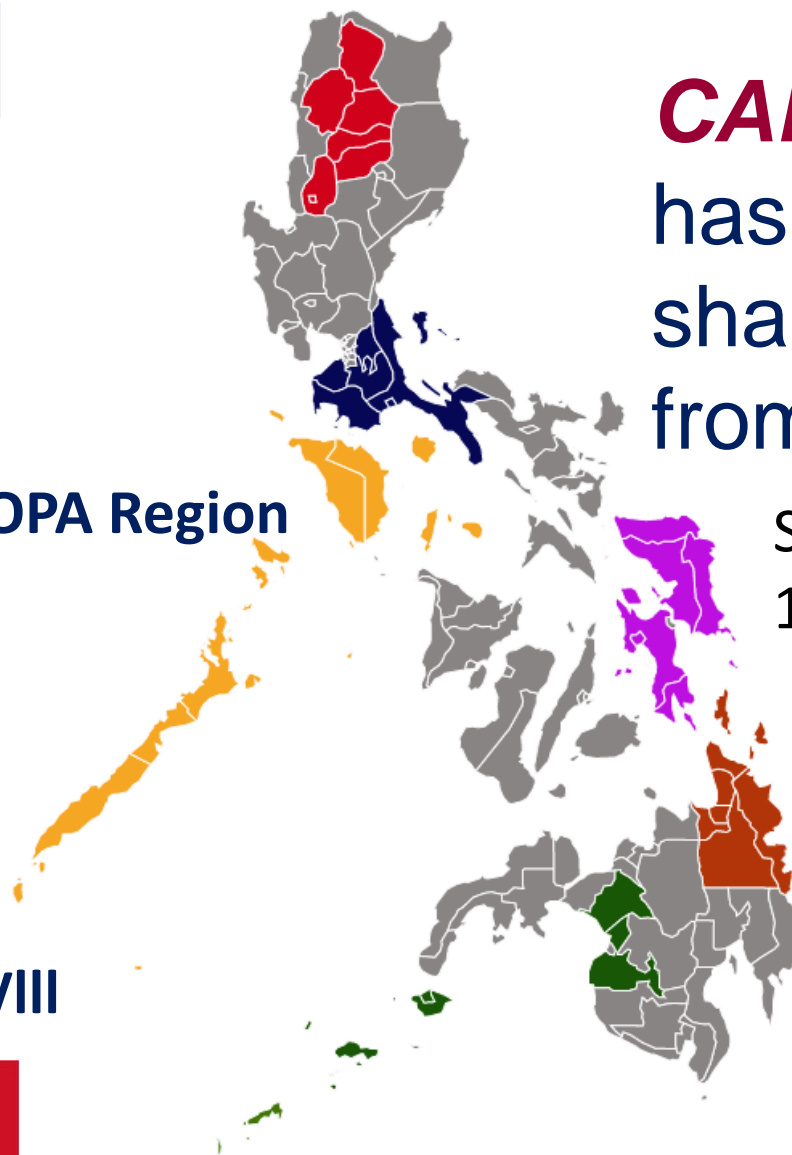
2016 - CAR

2015 - ARMM

2014 - Region VIII

CALABARZON
has the **biggest**
share of OFWs
from 2014 – 2018.

Share ranged from
17.9% to 21.0%



Working Where?

Middle East countries in the Asian continent remained to be the top destination of OFWs from 2014 – 2018.

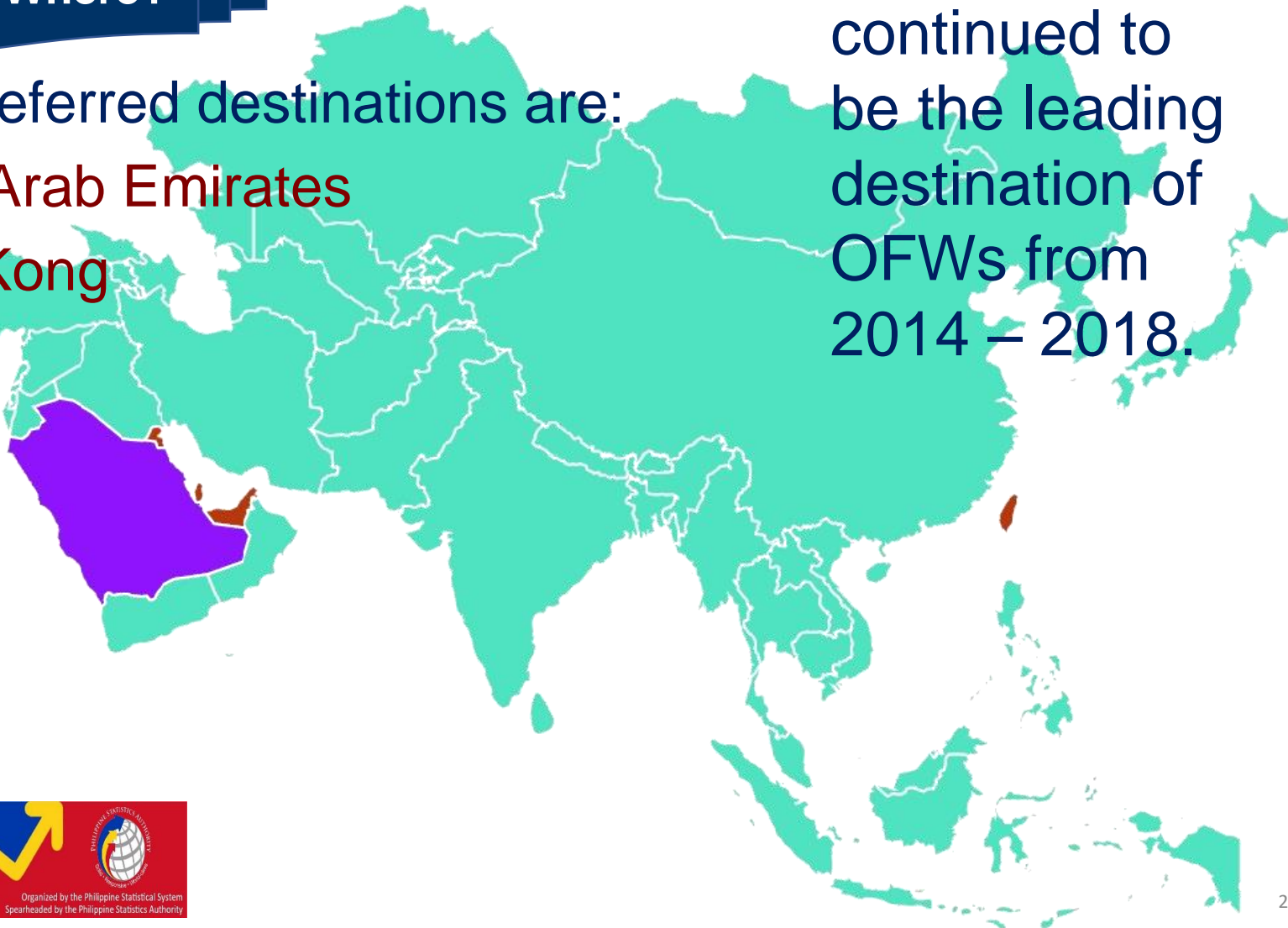


Working Where?


Other preferred destinations are:

- United Arab Emirates
- Hong Kong
- Kuwait
- Qatar
- Taiwan

Saudi Arabia continued to be the leading destination of OFWs from 2014 – 2018.



What Kind of Work?



From 2014 to 2018, **more than half of the female OFWs** were unskilled workers like household helpers, cleaners, launderers and related workers.

What Kind of Work?



Top four Major Occupation Groups of OFWs

2014	2015	2016 - 2018
1. Laborers and unskilled workers	1. Laborers and unskilled workers	1. Elementary occupations
2. Service workers and shop and market sales workers	2. Service workers and shop and market sales workers	2. Service and sales workers
3. Trades and related workers	3. Plant and machine operators and assemblers	3. Plant and machine operators and assemblers
4. Plant and machine operators and assemblers	4. Trades and related workers	4. Craft and related trade workers

Note: The 2012 Philippine Standard Occupational Classification (PSOC) was used in 2016 to 2018 SOF while the 1992 PSOC was used in 2014 and 2015 SOF.

Remittances

2018

2017

2016

2015

2014



Total Remittance
(in billion pesos)



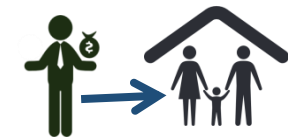
236

205

203

180

173



Cash Sent Home
(in billion pesos)



169

147

146

136

127



Average Cash Remittance
(in thousand pesos)



111

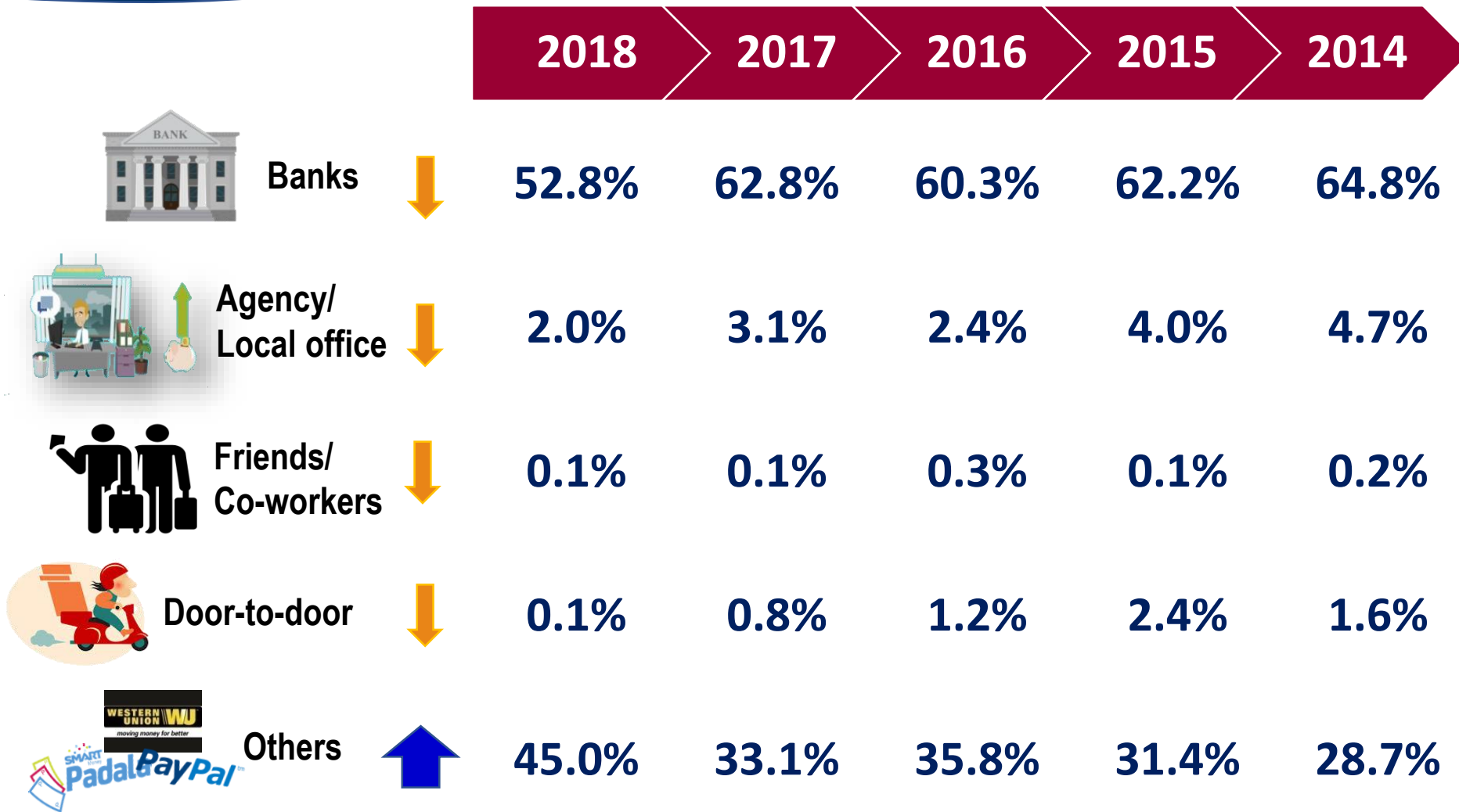
97

71

82

85

Mode of Remittances



Moving forward...

- ➔ Starting this October 2019 round, the SOF, as a rider survey to the LFS, will use the **Computer-Assisted Personal Interview (CAPI)** in the data collection.
- ➔ CAPI is an innovative interviewing approach; a face-to-face data collection method in which the interviewer uses a tablet, mobile phone or a computer to record answers given during the interview.

For more information,
please visit the following:

 <http://www.psa.gov.ph>

 /PhilStatAuthority

 @PSAgovph

