



**15TH NATIONAL
CONVENTION
ON STATISTICS**

03-05 OCTOBER 2022



Organized by the Philippine Statistical System

Spearheaded by the Philippine Statistics Authority

Human rights indicators for monitoring progress towards achieving the Sustainable Development Goals: the case of the Republic of the Philippines

Mr. Guilherme M. Dutra

Human Rights Officer (Statistician)

Office of the United Nations High Commissioner for Human Rights

Session on Security, Justice and Peace Statistics

Crowne Plaza Manila Galleria

10:30 AM - 12:00 NN, 05 October 2022 (Wednesday)



15TH NATIONAL CONVENTION ON STATISTICS

03-05 OCTOBER 2022



Organized by the Philippine Statistical System
Spearheaded by the Philippine Statistics Authority

Outline

- 1 Human Rights-Based Approach to Data (HRDAB)
- 2 Human Rights Indicators
- 3 The case of the Philippines





15TH NATIONAL CONVENTION ON STATISTICS

03-05 OCTOBER 2022

Core pillars of a strong human rights data system



Organized by the Philippine Statistical System
Spearheaded by the Philippine Statistics Authority



A HUMAN RIGHTS-BASED APPROACH TO DATA

LEAVING NO ONE BEHIND IN THE 2030 AGENDA FOR SUSTAINABLE DEVELOPMENT



1 Human Rights-Based Approach to Data (HRDAB)

Organized by the Philippine Statistical System

Spearheaded by the Philippine Statistics Authority

- 2030 Agenda: **data revolution** and **data disaggregation**
- Neither norm nor value neutral exercises, bears substantial opportunities and risks for human rights enjoyment

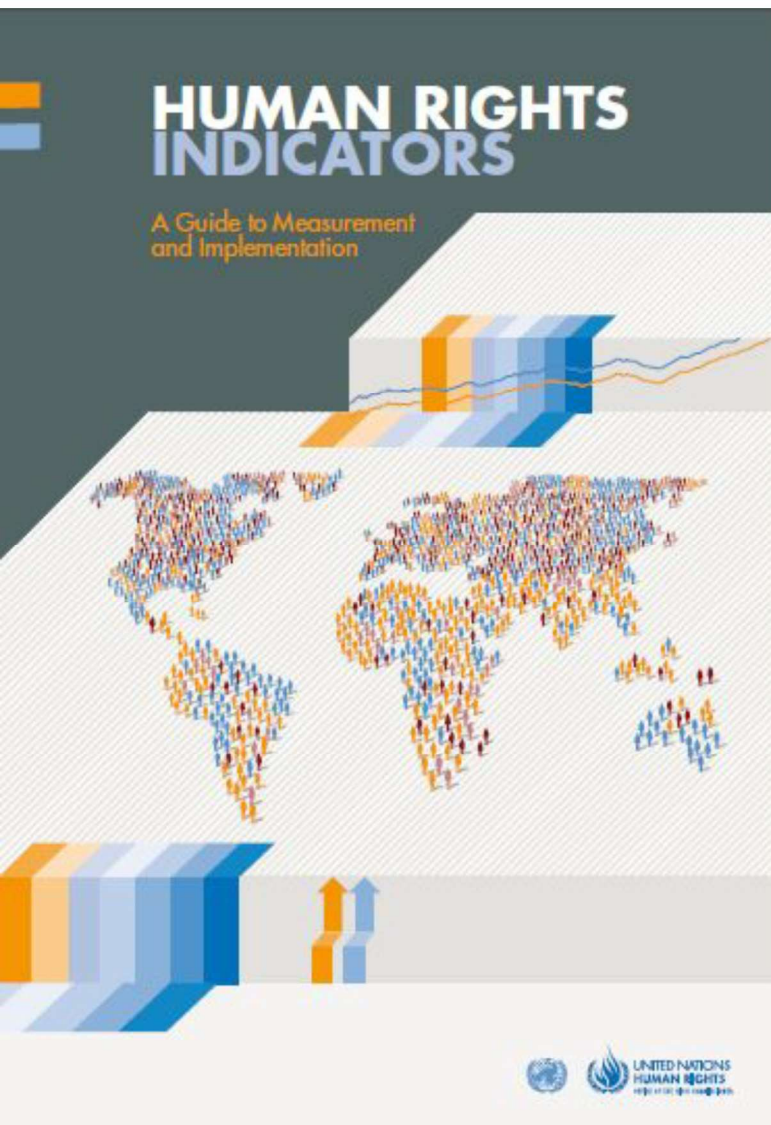
6 key principles that align international human rights and statistical standards

- Data disaggregation
- Participation
- Self-identification
- Privacy
- Transparency
- Accountability

Access the guide

at:

bit.ly/HRBADguide



Human Rights Indicators



Organized by the Philippine Statistical System
Spearheaded by the Philippine Statistics Authority

Human Rights Indicators are...

Specific information on the state of an event, activity or an outcome that can be **related to human rights** norms; that addresses and **reflects the human rights concerns** and principles; and that is **used to assess and monitor** promotion and protection of human rights.

Access the manual at:
bit.ly/indicatorsframework

Why use *indicators* to measure human rights?



Highlight **practical** content



Measure **progress** in human rights



Bring **transparency** and **accountability**



Help **follow-up** on recommendations



Groups left behind can **participate**



Fulfil peoples' right to **information**



realizing
human rights



15TH NATIONAL CONVENTION ON STATISTICS

03-05 OCTOBER 2022



UNITED NATIONS
HUMAN RIGHTS
OFFICE OF THE HIGH COMMISSIONER



Organized by the Philippine Statistical System
Spearheaded by the Philippine Statistics Authority

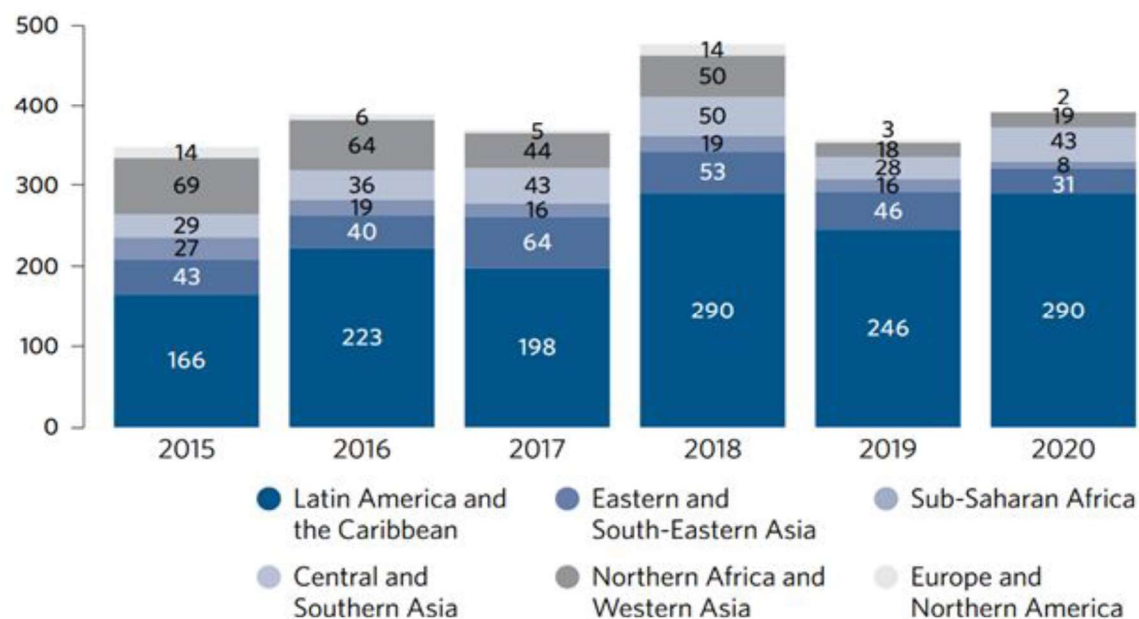
16 PEACE, JUSTICE
AND STRONG
INSTITUTIONS



SDG Indicator 16.10.1

Number of verified cases of killing, kidnapping, enforced disappearance, arbitrary detention and torture of journalists, associated media personnel, trade unionists and human rights advocates in the previous 12 months.

Number of human rights defenders, journalists and trade unionists killed, by region, 2015–2020





15TH NATIONAL CONVENTION ON STATISTICS

03-05 OCTOBER 2022



UNITED NATIONS
HUMAN RIGHTS
OFFICE OF THE HIGH COMMISSIONER

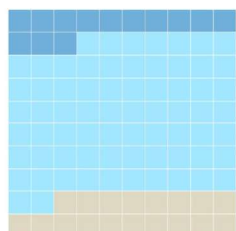


Organized by the Philippine Statistical System
Spearheaded by the Philippine Statistics Authority

Conflict-related deaths (disaggregation)

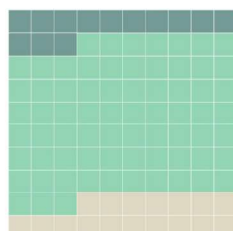
2021

Sex



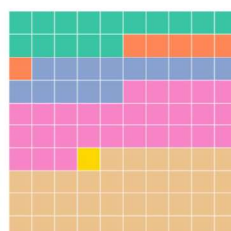
Female
Male
Unknown

Age



Child
Adult
Unknown

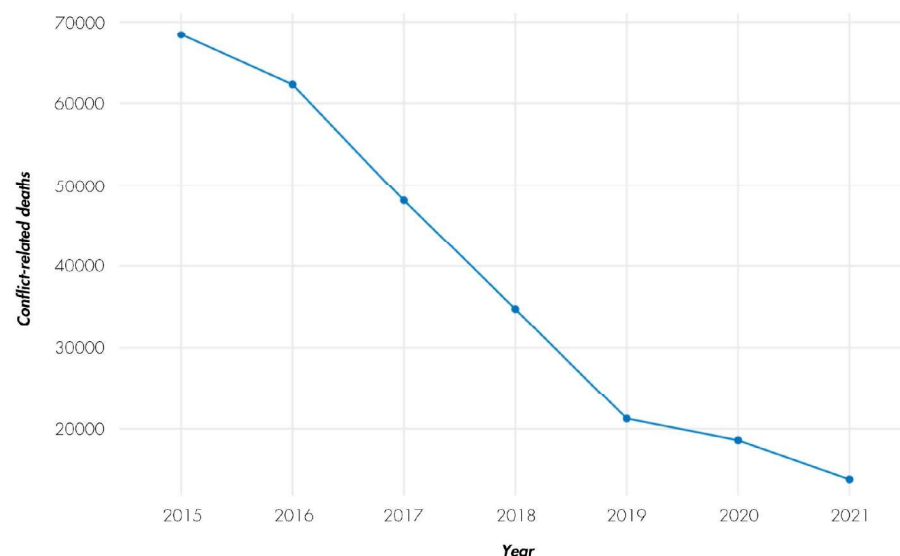
Cause of death



Heavy weapons and explosive munitions
Small arms and light weapons
Multiple weapons
Planted explosives and unexploded ordnance (UXO)
Others
Unknown

Number of conflict-related deaths (2015-2021)

12 armed conflicts



Note: This figure includes only documented and verified deaths caused directly by war operations for the armed conflicts in Afghanistan, Central African Republic, Democratic Republic of Congo, Iraq, Libya, Mali, Somalia, South Sudan, State of Palestine and Israel, Syria, Ukraine, and Yemen. This figure may vary from other UN civilian casualty figures due to the methodology used that build on UN casualty data while integrating new data sources. Data from 2015 to 2020 have been updated due to the availability of new verified data.

16 PEACE, JUSTICE AND STRONG INSTITUTIONS



SDG Indicator 16.1.2

Conflict-related deaths per 100,000 population, by sex, age and cause.



15TH NATIONAL CONVENTION ON STATISTICS

03-05 OCTOBER 2022

3

The case of the Philippines



Organized by the Philippine Statistical System
Spearheaded by the Philippine Statistics Authority

11 MoU signed

Improving HR data
collection and
implementation of
indicators
Signature of MoU
between NHRI and NSO





15TH NATIONAL CONVENTION ON STATISTICS

03-05 OCTOBER 2022

MEMORANDUM OF UNDERSTANDING REPUBLIC OF THE PHILIPPINES

Philippines Statistics Authority - Commission on Human Rights



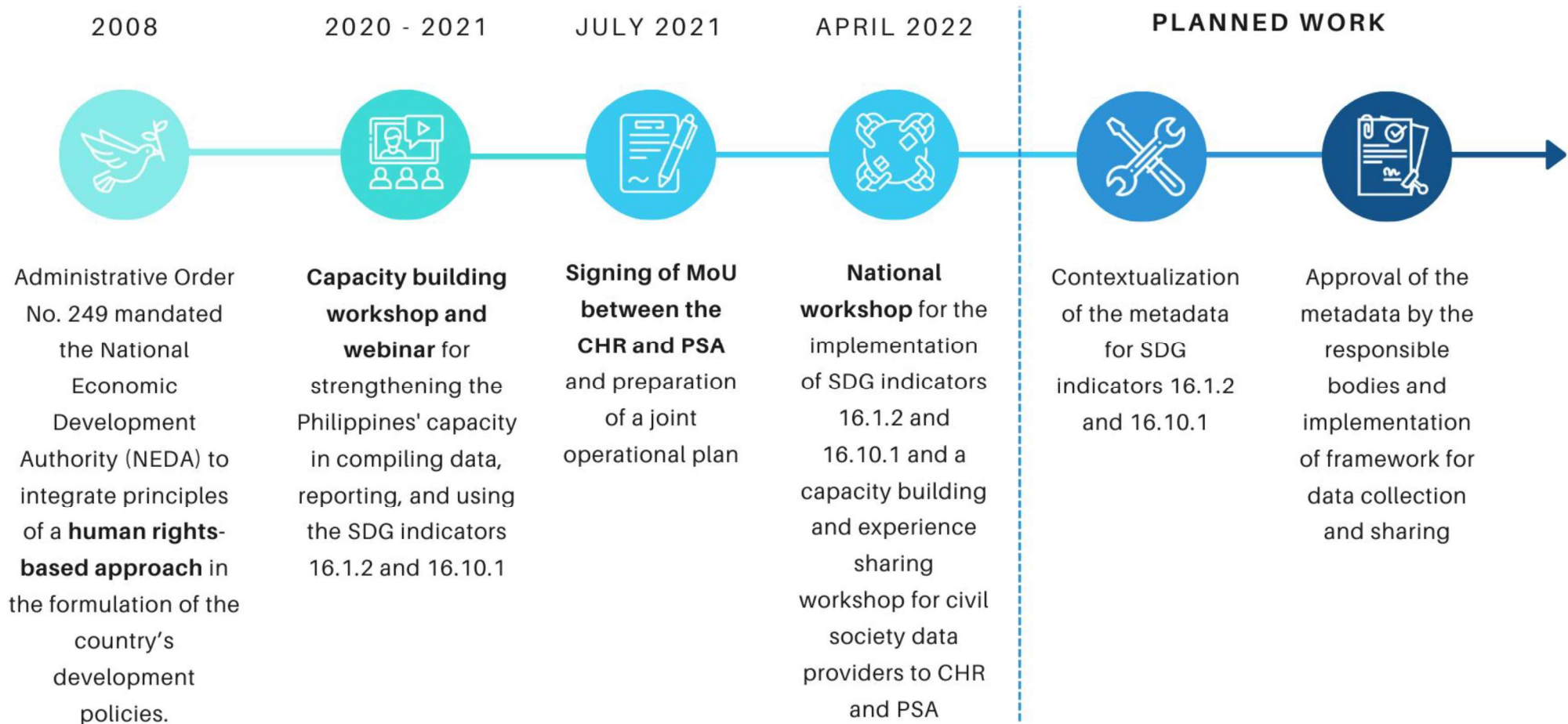
Organized by the Philippine Statistical System
Spearheaded by the Philippine Statistics Authority



Signed on 23 July 2021



UNITED NATIONS
HUMAN RIGHTS
OFFICE OF THE HIGH COMMISSIONER




THANK YOU!

Email: hrindicators@ohchr.org

Access: www.bit.ly/hrindicators

Guilherme Miranda Dutra:

guilherme.mirandadutra@un.org





15TH NATIONAL CONVENTION ON STATISTICS

03-05 OCTOBER 2022



Organized by the Philippine Statistical System
Spearheaded by the Philippine Statistics Authority



Thank you!



<http://www.psa.gov.ph/ncs>



<http://openstat.psa.gov.ph>



<https://twitter.com/PSAgovph>



<https://www.facebook.com/PhilippineStatisticsAuthority>