



**15TH NATIONAL
CONVENTION
ON STATISTICS**

03-05 OCTOBER 2022



*Organized by the Philippine Statistical System Spearheaded by the Philippine
Statistics Authority*

Preserving Honest, Orderly, and Safe Election System in the Philippines: A Trend Analysis of Selected Election Statistics

James B. Jimenez
Former COMELEC Spokesperson

Election Statistics
Ruby A, Crowne Plaza Galleria Manila
04 October 2022, 10:30AM - 12:00NN



15TH NATIONAL CONVENTION ON STATISTICS

03-05 OCTOBER 2022



*Organized by the Philippine Statistical System Spearheaded by the Philippine
Statistics Authority*

Outline

- I. Overview of the Election in the Philippines
- II. Trend Analysis of Selected Election Statistics
- III. Conclusion
- IV. Ways Forward

Overview of the Election in the Phils.

- It is held since **1935** and administered in a single nationwide ballot system
- Candidates who garnered the highest number of votes are the winners (plurality-rule)
- The Commission on Elections (COMELEC) is the country's governing body on the administration of election and other matters affecting election
- Elections produce various data and statistics



15TH NATIONAL CONVENTION ON STATISTICS

03-05 OCTOBER 2022

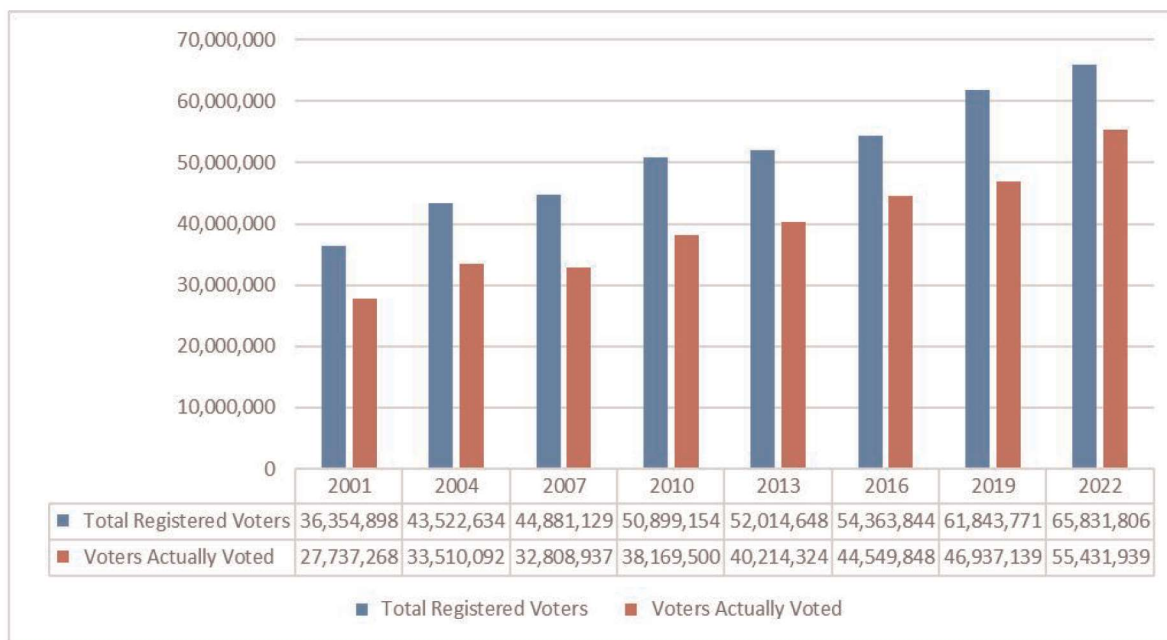


Organized by the Philippine Statistical System Spearheaded by the Philippine
Statistics Authority

Trend Analysis of Selected Statistics

On Registration of voters

- Election is an important activity of every Filipino.
- Increasing voters' turnout





15TH NATIONAL CONVENTION ON STATISTICS

03-05 OCTOBER 2022

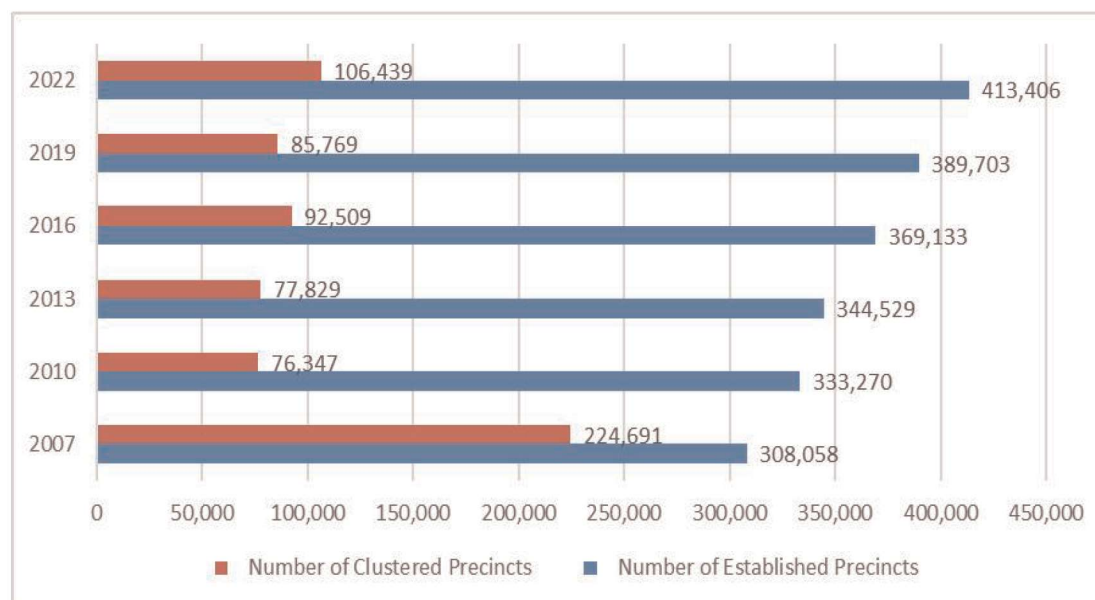


Organized by the Philippine Statistical System Spearheaded by the Philippine
Statistics Authority

Trend Analysis of Selected Statistics

On Voting Precincts

- As more Filipinos register, voting precincts increases
- There are special precincts for **PWDs, IPs and Senior Citizens**





15TH NATIONAL CONVENTION ON STATISTICS

03-05 OCTOBER 2022

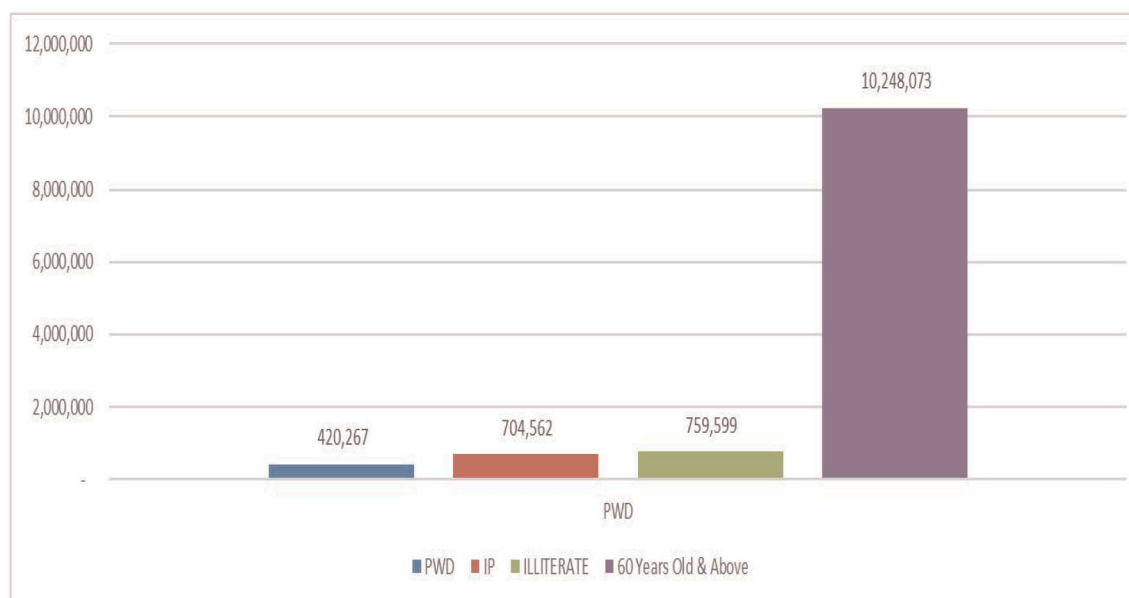


Organized by the Philippine Statistical System Spearheaded by the Philippine
Statistics Authority

Trend Analysis of Selected Statistics

On Vulnerable Voters

- Anyone can register to vote. The right to suffrage is non-discriminatory
- In terms of number, Illiterate voters are second behind Senior Citizens





15TH NATIONAL CONVENTION ON STATISTICS

03-05 OCTOBER 2022



Organized by the Philippine Statistical System Spearheaded by the Philippine
Statistics Authority

Trend Analysis of Selected Statistics

National and Local Elections

| | 2001 | 2004 | 2007 | 2010 | 2013 | 2016 | 2019 | 2022 |
|----------------|------|------|------|------|------|------|------|------|
| President | - | 5 | - | 9 | - | 6 | - | 10 |
| Vice-President | - | 4 | - | 8 | - | 6 | - | 9 |
| Senator | 36 | 48 | 37 | 61 | 33 | 50 | 62 | 63 |

- More Senatorial Candidates during Presidential Elections
- 2022 registered the highest number of Presidential and Vice-Presidential candidates



15TH NATIONAL CONVENTION ON STATISTICS

03-05 OCTOBER 2022



Organized by the Philippine Statistical System Spearheaded by the Philippine
Statistics Authority

Trend Analysis of Selected Statistics

National and Local Elections

| | 2001 | 2004 | 2007 | 2010 | 2013 | 2016 | 2019 | 2022* |
|----------------------------------|-----------------|-----------------|-----------------|--------------------|--------------------|--------------------|--------------------|-----------------|
| HOR Representative | 668 (209) | 649 (212) | 700 (219) | 801 (229) | 630 (234) | 634 (238) | 623 (245) | 688 (253) |
| Party-list Representative | 162 (53) | 66 (53) | 93 (54) | 187 (57) | 123 (58) | 115 (59) | 134 (61) | 177 (63) |
| Governor | 244 (79) | 284 (79) | 239 (81) | 801 (80) | 630 (80) | 634 (59) | 623 (61) | 688 (63) |
| Vice-Governor | 238 (79) | 227 (79) | 203 (81) | 241 (80) | 191 (80) | 206 (81) | 183 (81) | 218 (81) |
| Board Member | 2,002 (742) | 2,107 (756) | 1,788 (770) | 2,041 (766) | 1,755 (766) | 1,813 (776) | 1,715 (780) | 1,884 (782) |
| City/Municipal Mayor | 4,256 (1,609) | 4,256 (1,615) | 4,108 (1,628) | 4,534 (1,634) | 3,923 (1,634) | 4,158 (1,634) | 3,963 (16,34) | 4,300 (1,634) |
| City/Municipal Vice-Mayor | 4,332 (1,609) | 4,306 (1,615) | 4,005 (1,628) | 4,337 (1,634) | 3,823 (1,634) | 3,796 (1,634) | 3,592 (1,634) | 3,819 (1,634) |
| City/Municipal Councilor | 40,632 (13,320) | 38,274 (13,290) | 35,131 (13,414) | 37,758 (13,502) | 33,704 (13,530) | 33,737 (13,540) | 32,931 (13,544) | 34,852 (13,558) |

*For 2022 NLE, data generated as of August 30, 2022



15TH NATIONAL CONVENTION ON STATISTICS

03-05 OCTOBER 2022



Organized by the Philippine Statistical System Spearheaded by the Philippine
Statistics Authority

Trend Analysis of Selected Statistics

Number of Candidates for Barangay and SK Elections (vs No. of Seats)

| | 2007 | 2010 | 2013 ¹ | 2018 |
|---------------------|-------------------|-------------------|-------------------|-------------------|
| Number of Barangays | 41,995 | 42,025 | 42,028 | 42,044 |
| Punong Barangay | 105,376 (41,995) | 96,621 (42,025) | 94,834 (42,028) | 91,786 (42,044) |
| Barangay Kagawad | 775,520 (293,965) | 757,947 (294,175) | 723,864 (294,196) | 663,771 (294,308) |
| SK Chairman | 98,183 (41,995) | 87,290 (42,025) | - | 87,091 (42,044) |
| SK Kagawad | 392,613 (293,965) | 437,584 (294,175) | - | 350,720 (294,308) |



15TH NATIONAL CONVENTION ON STATISTICS

03-05 OCTOBER 2022

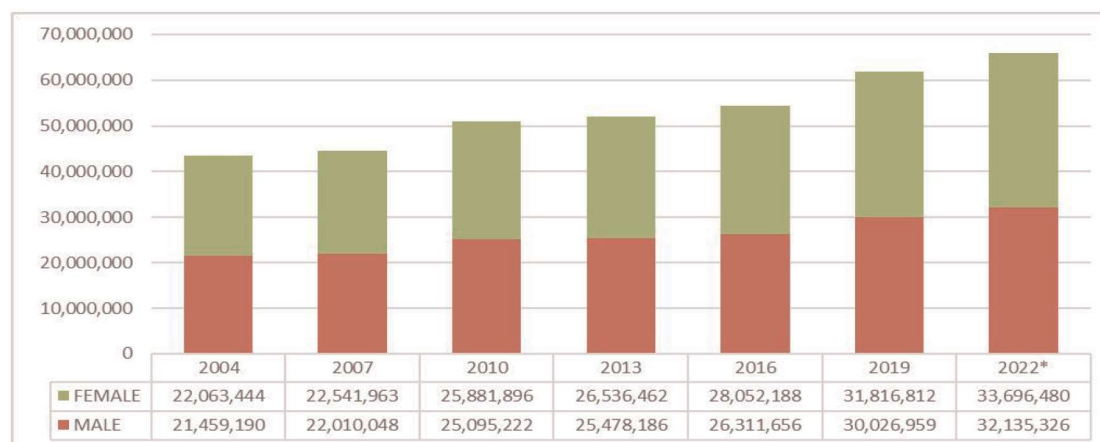


Organized by the Philippine Statistical System Spearheaded by the Philippine Statistics Authority

Trend Analysis of Selected Statistics

Women's Participation

- Females are more inclined to vote
- This also proven by the female vote turnout higher than men



| | | | | | | |
|--------|-------|-------|-------|-------|-------|-------|
| | 2004 | 2007 | 2010 | 2013 | 2016 | 2019 |
| Male | 76.87 | 73.08 | 74.24 | 76.75 | 81.43 | 75.62 |
| Female | 77.12 | 73.21 | 75.53 | 77.86 | 82.43 | 76.16 |

Number of Registered Voters by Sex



15TH NATIONAL CONVENTION ON STATISTICS

03-05 OCTOBER 2022

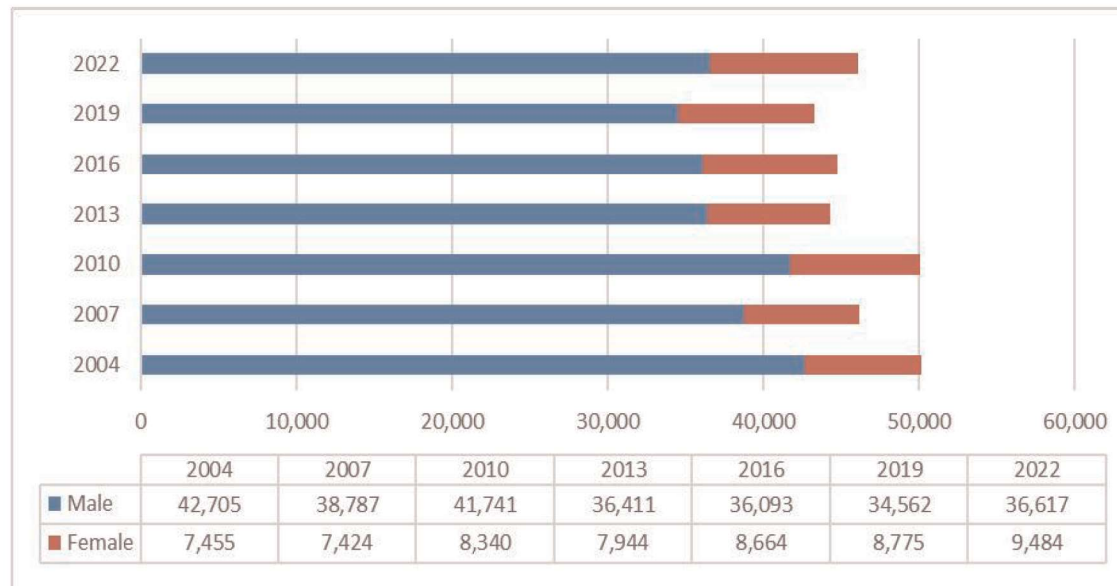


Organized by the Philippine Statistical System Spearheaded by the Philippine
Statistics Authority

Trend Analysis of Selected Statistics

Women's Participation

- However, the number of males seeking to secure a position is greater than females



Number of Candidates by Sex



15TH NATIONAL CONVENTION ON STATISTICS

03-05 OCTOBER 2022

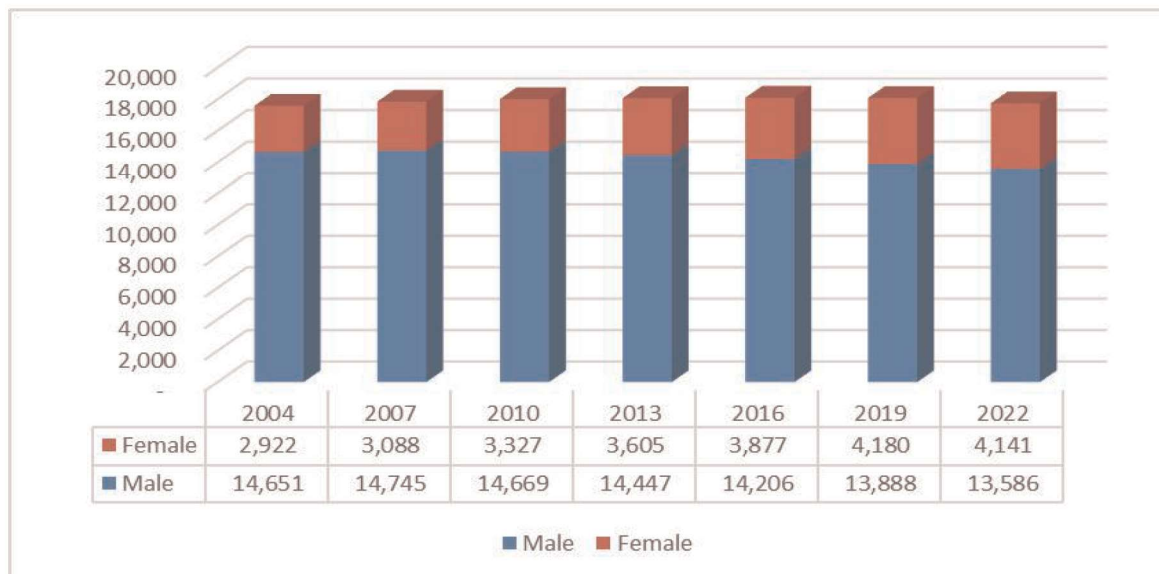


Organized by the Philippine Statistical System Spearheaded by the Philippine
Statistics Authority

Trend Analysis of Selected Statistics

Women's Participation

- Correlatively, more males have been elected to various positions
- Several landmark legislations are proposed by women legislators



Number of Elected Candidates by Sex

Conclusions

- These statistics are indicative of the Filipinos' trust and faith in the country's electoral system
- Politics in the Philippine are male dominated
- Women should step up and normalize women leadership in policymaking

Ways Forward

- Institutionalization/Establishment of governance statistics or indicators that could serve as metrics to measure the contribution and outcome of an election in national development;
- Continue to build partnerships and linkages with the private sector on using their various facilities and establishments as venues for voters registration;
- Harness the benefits of digitalization to increase further the awareness of Filipinos on the election and other related activities such as conducting webinars and posting infographics on social media sites; and
- Creation of an "election research unit" that will undertake studies and research in all areas of election



15TH NATIONAL CONVENTION ON STATISTICS

03-05 OCTOBER 2022



*Organized by the Philippine Statistical System Spearheaded by the Philippine
Statistics Authority*



Thank you!



<http://www.psa.gov.ph/ncs>



<http://openstat.psa.gov.ph>



<https://twitter.com/PSAgovph>



<https://www.facebook.com/PhilippineStatisticsAuthority>