
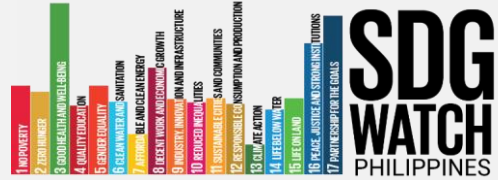


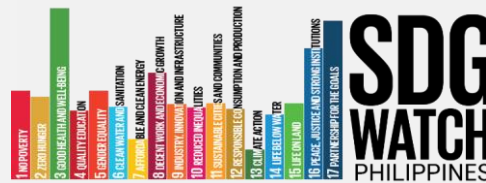
Preliminary submissions as of 04 March 2020

Goals/Targets/Indicators	Baseline	Latest	Data Source Agency
 GOAL 4. ENSURE INCLUSIVE AND QUALITY EDUCATION FOR ALL AND PROMOTE LIFELONG LEARNING			
target 4.1 By 2030, ensure that all girls and boys complete free, equitable and quality primary and secondary education leading to relevant and effective learning outcomes			
4.1.1 Proportion of children and young people: (a) in grades 2/3; (b) at the end of primary; and (c) at the end of lower secondary achieving at least a minimum proficiency level in (i) reading and (ii) mathematics, by sex			
4.1.1.1 Proportion of children in grades 2/3 achieving at least a minimum proficiency level in (i) reading and (ii) mathematics, by sex			
Both Sexes			
Reading			
Mathematics			
4.1.1.2 Proportion of children at the end of primary achieving at least a minimum proficiency level in (i) reading and (ii) mathematics, by sex	37.1 2016	23.2 2017	NAT, DepEd
Both Sexes			
Reading			
Mathematics			
4.1.1.3 Proportion of children at the end of lower secondary achieving at least a minimum proficiency level in (i) reading and (ii) mathematics, by sex	40.4 2016	40.4 2016	NAT, DepEd
Both Sexes			
Reading			
Mathematics			
4.1.s1 Completion Rate			
4.1.s1.1 Elementary			
Female			
Male			
4.1.s1.2 Secondary (Junior High School)			
Female			
Male			
4.1.s2 Cohort Survival Rate			
4.1.s2.1 Elementary			
Female			
Male			

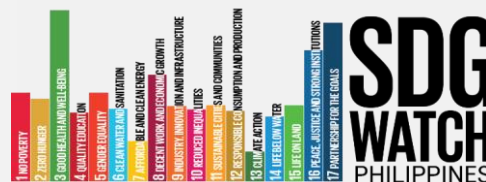


Preliminary submissions as of 04 March 2020

Goals/Targets/Indicators		Baseline	Latest	Data Source Agency
4 QUALITY EDUCATION	GOAL 4. ENSURE INCLUSIVE AND QUALITY EDUCATION FOR ALL AND PROMOTE LIFELONG LEARNING			
4.1.s2.2	Secondary (Junior High School)	83.1 2016	89.5 2018	EBEIS, DepEd
	Female	87.4 2016	93.6 2018	
	Male	78.7 2016	85.4 2018	
4.1.s3	Dropout Rate or School Leavers Rate			
4.1.s3.1	Elementary	1.5 2016	0.5 2018	EBEIS, DepEd
	Female	1.0 2016	0.1 2018	
	Male	2.0 2016	0.8 2018	
4.1.s3.2	Secondary (Junior High School)	6.2 2016	3.4 2018	EBEIS, DepEd
	Female	4.4 2016	2.2 2018	
	Male	7.9 2016	5.3 2018	
target 4.2	By 2030, ensure that all girls and boys have access to quality early childhood development, care and pre-primary education so that they are ready for primary education			
4.2.2	Participation rate in organized learning (one year before the official primary entry age)	66.0 2016	76.5 2018	EBEIS, DepEd
	Girls	66.4 2016	76.5 2018	
	Boys	65.5 2016	76.4 2018	
target 4.3	By 2030, ensure equal access for all women and men to affordable and quality technical, vocational and tertiary education, including university			
4.3.1	Participation rate of youth and adults in formal and non-formal education and training, by sex			
4.3.s1	Net Enrolment Rate in elementary education	96.2 2016	94.1 2018	EBEIS, DepEd
	Female	96.1 2016	93.9 2018	
	Male	96.2 2016	94.3 2018	
4.3.s2	Net Enrolment Rate in secondary education			
	Junior High School	74.2 2016	81.4 2018	EBEIS, DepEd
	Female	79.9 2016	85.8 2018	
	Male	68.8 2016	77.2 2018	
	Senior High School	37.4 2016	51.2 2018	
	Female	44.1 2016	58.7 2018	
	Male	31.0 2016	44.2 2018	

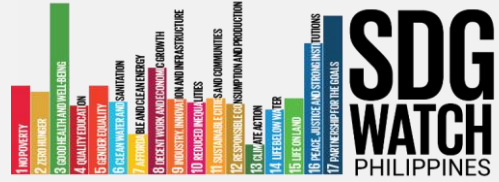



Goals/Targets/Indicators	Baseline	Latest	Data Source Agency
GOAL 4. ENSURE INCLUSIVE AND QUALITY EDUCATION FOR ALL AND PROMOTE LIFELONG LEARNING			
4.3.s3 Passing rate in licensure exam (HEd)	37.6 2016	37.9 2018	PRC data, CHED
4.3.s4 Certification rate (TVET)	91.9 2016	94.3 2019	Admin Data, TESDA
target 4.4 By 2030, substantially increase the number of youth and adults who have relevant skills, including technical and vocational skills, for employment, decent jobs and entrepreneurship			
4.4.1.p1 Proportion of population with exposure to internet			FLEMMS, PSA
4.4.1.p1.1 Proportion of population with exposure to social interaction in the internet	43.9 2013	43.9 2013	FLEMMS, PSA
4.4.1.p1.2 Proportion of population with exposure to research work/study in the internet	42.2 2013	42.2 2013	FLEMMS, PSA
target 4.5 By 2030, eliminate gender disparities in education and ensure equal access to all levels of education and vocational training for the vulnerable, including persons with disabilities, indigenous peoples and children in vulnerable situations			
4.5.1 Parity indices (female/male, rural/urban, bottom/top wealth quintile and others such as disability status, indigenous peoples and conflict-affected, as data become available) for all education indicators on this list that can be disaggregated			
Ratio of girls to boys in primary education	0.92 2016	0.90 2018	EBEIS, DepEd
Ratio of girls to boys in secondary education	1.01 2016	1.00 2018	EBEIS, DepEd
Ratio of girls to boys in tertiary education	1.2 2016	1.2 2018	CHECKS, CHED
target 4.6 By 2030, ensure that all youth and a substantial proportion of adults, both men and women, achieve literacy and numeracy			
4.6.1 Percentage of population in a given age group achieving at least a fixed level of proficiency in functional (a) literacy and (b) numeracy skills, by sex			
4.6.1.1 Percentage of population in a given age group achieving at least a fixed level of proficiency in functional literacy	90.3 2013	90.3 2013	FLEMMS, PSA
Female population	92.0 2013	92.0 2013	FLEMMS, PSA
Male population	88.7 2013	88.7 2013	FLEMMS, PSA
4.6.1.2 Percentage of population in a given age group achieving at least a fixed level of proficiency in basic literacy skills	96.5 2013	96.5 2013	FLEMMS, PSA
Female population	96.1 2013	96.1 2013	FLEMMS, PSA
Male population	97.0 2013	97.0 2013	FLEMMS, PSA
target 4.a Build and upgrade education facilities that are child, disability and gender sensitive and provide safe, non-violent, inclusive and effective learning environments for all			
4.a.1 Proportion of schools with access to: (a) electricity; (b) the Internet for pedagogical purposes; (c) computers for pedagogical purposes; (d) adapted infrastructure and materials for students with disabilities; (e) basic drinking water; (f) single-sex basic sanitation facilities; and (g) basic handwashing facilities (as per the WASH indicator definitions)			



Preliminary submissions as of 04 March 2020

Goals/Targets/Indicators	Baseline	Latest	Data Source Agency
GOAL 4. ENSURE INCLUSIVE AND QUALITY EDUCATION FOR ALL AND PROMOTE LIFELONG LEARNING			
4.a.1.1 Proportion of schools with access to electricity			
Elementary schools	88.7 2016	94.9 2018	EBEIS, DepEd
Secondary schools (Junior High School)	93.1 2016	96.1 2018	EBEIS, DepEd
Secondary schools (Senior High School)	88.9 2017	92.1 2018	EBEIS, DepEd
4.a.1.2 Proportion of schools with access to the Internet for pedagogical purposes			
Elementary schools	25.6 2016	28.6 2018	EBEIS, DepEd
Secondary schools (Junior High School)	34.0 2017	40.8 2018	EBEIS, DepEd
Secondary schools (Senior High School)	31.0 2017	70.5 2018	EBEIS, DepEd
4.a.1.3 Proportion of schools with access to computers for pedagogical purposes			
Elementary schools	78.5 2016	77.9 2018	EBEIS, DepEd
Secondary schools (Junior High School)	83.1 2016	81.1 2018	EBEIS, DepEd
Secondary schools (Senior High School)	23.6 2016	60.4 2018	EBEIS, DepEd
4.a.1.4 Proportion of schools with access to single-sex basic sanitation facilities			
Elementary schools	45.1 2016	45.1 2016	EBEIS, DepEd
Secondary schools	77.1 2016	77.1 2016	EBEIS, DepEd
4.a.1.5 Proportion of schools with access to basic handwashing facilities (as per the WASH indicator definitions)			
Elementary schools	61.0 2016	77.1 2018	EBEIS, DepEd
Secondary schools (Junior High School)		74 2018	EBEIS, DepEd
Secondary schools (Senior High School)	60.49 2016	65.34 2018	EBEIS, DepEd
target 4.c	By 2030, substantially increase the supply of qualified teachers, including through international cooperation for teacher training in developing countries, especially least developed countries and small island developing States		
4.c.s1	Faculty qualification (HEd)		
4.c.s1.1 Faculty qualification with MS/MA degree/s	40.4 2016	37.6 2018	Admin Data, CHED
4.c.s1.2 Faculty qualification with Ph.D. degree/s	13.3 2016	16.6 2018	
4.c.s2	6,518 2016	10,855 2019	Admin Data, TESDA



Goals/Targets/Indicators	Baseline	Latest	Data Source Agency
 GOAL 4. ENSURE INCLUSIVE AND QUALITY EDUCATION FOR ALL AND PROMOTE LIFELONG LEARNING			

ACRONYMS:

- CHED** Commission on Higher Education
- CHECKS** CHED Electronic Collection & Knowledge System
- DepEd** Department of Education
- EBEIS** Enhanced Basic Education Information System
- FLEMMS** Functional Literacy, Education and Mass Media Survey
- HEd** Higher Education
- NAT** National Achievement Test
- PRC** Professional Regulation Commission
- PSA** Philippine Statistics Authority
- TESDA** Technical Education and Skills Development Authority
- TVET** Technical-Vocational Education and Training
- WASH** Water, Sanitation and Hygiene