






PRESS RELEASE

'A major milestone': PSA Undersecretary Mapa reacts to 10 million ePhilIDs issued

Date of Release: 20 December 2022

Reference No. 2022-530

The Philippine Statistics Authority (PSA) celebrates another landmark in the national ID implementation as it hits 10 million ePhilIDs issued to Filipinos.

CUT HERE		CUT HERE	
 <p>REPUBLIKA NG PILIPINAS Republic of the Philippines PAMBANSANG PAGKAKALANLAN Philippine Identification</p> <p>PCN: 1234-5678-9012-3456</p> <p>Apelyido/Last Name CASQUINO</p> <p>Mga Pangalan/Given Names MARISSE CHEZELLA PAULINA</p> <p>Gitnang Apelyido/Middle Name Suffix ONINCO</p>		<p>Kasarian/Sex FEMALE</p> <p>Katagayang Sibil/Mental Status SINGLE</p> <p>Araw ng Kapanganakan/Date of Birth MARCH 7, 1989</p> <p>Uri ng Dugo/Blood Type O</p> <p>Lugar ng Kapanganakan/Place of Birth CITY OF MARIKINA, METRO MANILA, PHILIPPINES</p> <p>Tirahan/Address 80 BAGONG NAYON STREET, MALANDAY, CITY OF MARIKINA, 1805</p> <p>ePhilID Generation Date 12 SEPTEMBER 2022</p> <p>Authenticate this ePhilID using PhilSys Check at verify.philsys.gov.ph if found, please return to the nearest PSA Office.</p> <p> ePhilID www.psa.gov.ph www.philsys.gov.ph Hotline 1388 (fees may apply)</p>	
CUT HERE		CUT HERE	
<p>REMINDERS</p> <ol style="list-style-type: none">1. Present your ePhilID as a valid proof of identity.2. Your ePhilID contains all the information in the PhilID and has the same functionality and validity.3. To safekeep your ePhilID, keep it clean and crumple-free. The ePhilID may also be laminated.4. Your ePhilID may be cut and folded crosswise. Avoid folding at the QR code.5. If found, please return to the nearest PSA Office. <p>Authenticate this ePhilID using PhilSys Check at verify.philsys.gov.ph</p> <p> ePhilID www.psa.gov.ph www.philsys.gov.ph Hotline 1388 (fees may apply)</p>		<p>PAALALA</p> <ol style="list-style-type: none">1. Ipakita ang iyong ePhilID bilang valid proof of identity.2. Laman ng ePhilID ang impormasyong makikita sa PhilID. Parehong valid at isa ang gamit ng mga ito.3. Upang mapangalagaan ang iyong ePhilID, panatilihin itong malinis at walang lukot. Maari din itong ipa-laminate.4. Maaring guptin at tupin ang iyong ePhilID nang pahalang. Iwasan ang pagtupi sa QR code.5. Kung nahanap, ibalik ito sa pinakamalapit na PSA Office. <p>ePhilID Generation Date: 12 SEPTEMBER 2022</p>	

The ePhilID is the digital version of the PhilID which may be printed, downloaded or mobile app generated.

A total of 10,126,352 ePhilIDs have been claimed at Philippine Identification System (PhilSys) registration centers nationwide as of 19 December 2022.

"We launched the ePhilID just two months ago. Reaching the 10 million mark this fast in the implementation is, indeed, a major milestone. This only shows how ready we Filipinos are for PhilSys as a digital ID. We are overwhelmed and grateful for the huge demand for the ePhilIDs," said



PSA Undersecretary Dennis S. Mapa, National Statistician and Civil Registrar General.

A physical card for every registered person

PSA underscores that there is an allocated physical card for each person registered to PhilSys. Those who want to claim their ePhilID at PhilSys registration centers will still receive their physical card which will be delivered to the address they used upon their Step 2 registration.

“Lahat ng nag-register sa PhilSys ay may PhilID card. Kahit kumuha ka ng ePhilID, makakatanggap ka pa rin ng PhilID card.” Usec. Mapa said.

PSA assures the public that the printing and delivery of the PhilID card are continuous in partnership with the Bangko Sentral ng Pilipinas (BSP) and Philippine Postal Corporation (Post Office).

ePhilID acceptance across government and private transactions

The ePhilID is a part of the PSA’s proactive strategy to allow the immediate use of PhilSys as a valid proof of identity and age, subject to authentication. Designed to have the same functionality and validity as the physical card, the ePhilID is a government-issued ID and is being accepted by government agencies and private establishments in transactions requiring proof of identity or age.


“Mula sa pag-apply sa mga serbisyo ng gobyerno hanggang sa pagbukas ng bank account, pwede na kaagad magamit ang ePhilID. Katuwang ng PSA ang iba’t ibang ahensya ng gobyerno at ang private sector para sa pagtanggap ng ePhilID,” Usec. Mapa said.

Through various issuances and advisories, the [BSP](#), [Department of Foreign Affairs](#) (DFA), [Department of Social Welfare and Development](#) (DSWD), [Department of Finance](#) (DOF), [Government Service Insurance System](#) (GSIS), [Philippine Health Insurance Corporation](#) (PhilHealth), and [National Privacy Commission](#) (NPC), among others have announced the acceptance of the ePhilID.



Sharon Berueda of Agoncillo, Batangas uses her ePhilID as a valid proof of identity to claim remittances.

“Nagamit ko na po ang ePhilID. Kumuha po ako ng perang padala ng aking kapatid sa Palawan [Express],” said Sharon Berueda, 38 years old, from Agoncillo, Batangas.



Maria Andrea Manalo of Alitagtag, Batangas uses her ePhilID for opening a bank account.

“Una kong nagamit ang ePhilID sa pag-open ko ng account sa bangko, which is sa Landbank. Ginamit ko ito nung nagsimula na akong magtrabaho sa government,” a testimonial from 22-year-old Maria Andrea Manalo of Alitagtag, Batangas said.

“As we continue to issue more ePhillDs, we have doubled our efforts to promote the acceptance of the ePhillD. We call to the public to report to PSA any incident where their ePhillD was not honored so we can coordinate and take action,” Usec. Mapa added.

For incidents of non-acceptance, PSA may be reached through **info@philsys.gov.ph**, **Hotline 1388** (fees may apply), and **m.me/PhilSysOfficial**.

Strong security features against tampering

In terms of security, the ePhillD boasts of its QR code which uses public-private key cryptography to ensure that the information inside the code cannot be tampered with. Aside from demographic information, the QR code also contains the registered person’s facial photo for an added layer of security when verifying the identity of the ePhillD holder.

“Madali lang ang proseso ng pag-verify kung totoo ba ang ePhillD o PhillD ng isang tao. Gamit ang PhilSys Check, i-scan lang ang QR code ng ePhillD o PhillD at makikita ang demographic data na nilalaman din ng ID,” Usec. Mapa explained.

Transactions using the ePhillD must be subject to authentication through the PhilSys Check (**<https://verify.philsys.gov.ph>**), a website for scanning the QR code. PhilSys Check is accessible online via any smart device or computer with a camera and internet browser.

ePhillD available soon for digital download

To sustain the momentum in pushing digitalization through PhilSys, PSA is expediting the launch of another means to easily obtain the ePhillD: downloading through mobile devices. Registered persons may soon download their ePhillD on their smartphones or laptops directly through the PhilSys website.

“The process of downloading the PhillD is our priority and is right now being implemented in a small, controlled pilot. We are excited to open this to the public very soon,” Usec. Mapa said.

Get the latest updates on the ePhillD and its upcoming downloading process via the PhilSys website (**<https://philsys.gov.ph>**) and official Facebook page (**<https://facebook.com/PSAPhilSysOfficial>**).

Quick Links:

- Website: <https://philsys.gov.ph>
- Facebook page: <https://facebook.com/PSAPhilSysOfficial>
- Online Step 1 Registration: <https://register.philsys.gov.ph>
- ePhilID appointment: <https://appt.philsys.gov.ph>
- PhilID/ePhilID authentication: <https://verify.philsys.gov.ph>

- *PhilSys Registry Office*