



Republic of the Philippines
Philippine Statistics Authority



Management
System
ISO 9001:2015



www.tuv.com
ID: 9108640991


The Philippines in the ASEAN

“How does the Philippines Fare in the ASEAN?”

presented by
Benjamin Arsenio Y. Navarro

1st Philippine Data Festival
15-16 November 2018
Makati City

The Philippines

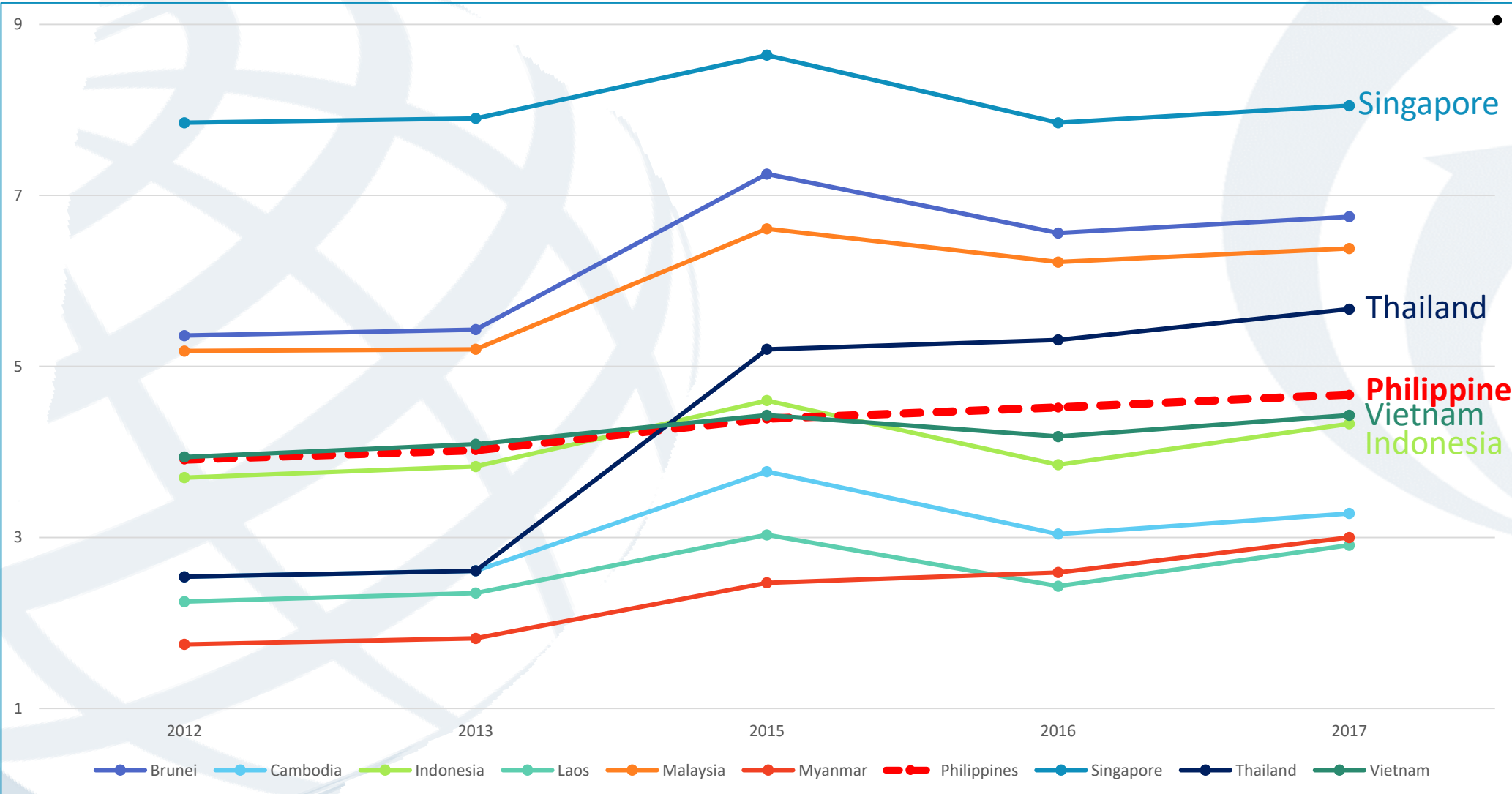


“Filipinos spend 4-5 hours on social media.”

“the social networking capital of the world”

“top photo uploaders and web video viewers”

Global ICT Development Index, 2012-2017



Philippines ranked 5th in 2017 with an overall score of 4.67, followed by Vietnam with 4.43, and Indonesia with 4.33

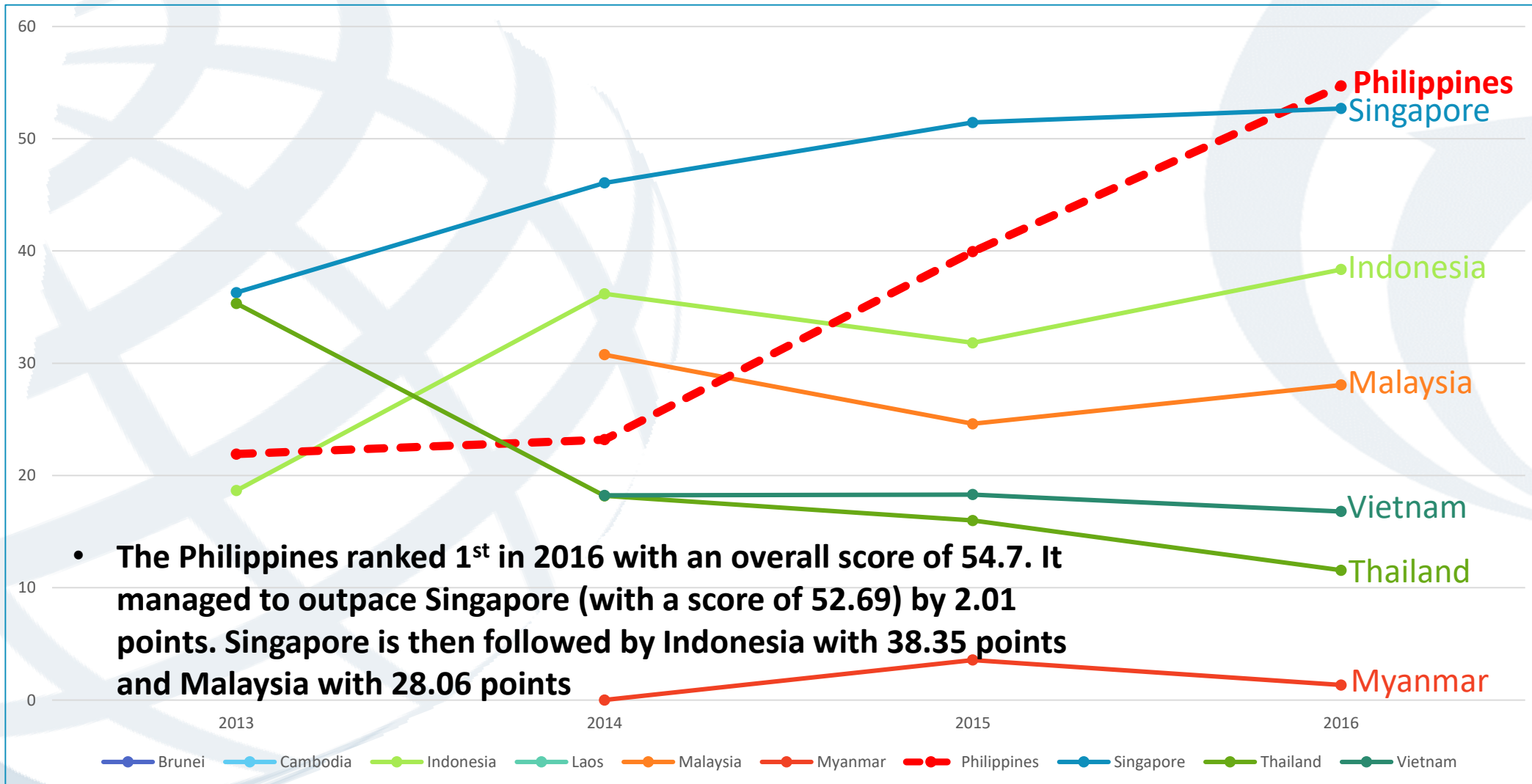
Responds to
SDG:



Source:



Open Data Barometer, 2013-2016



Responds to SDGs:

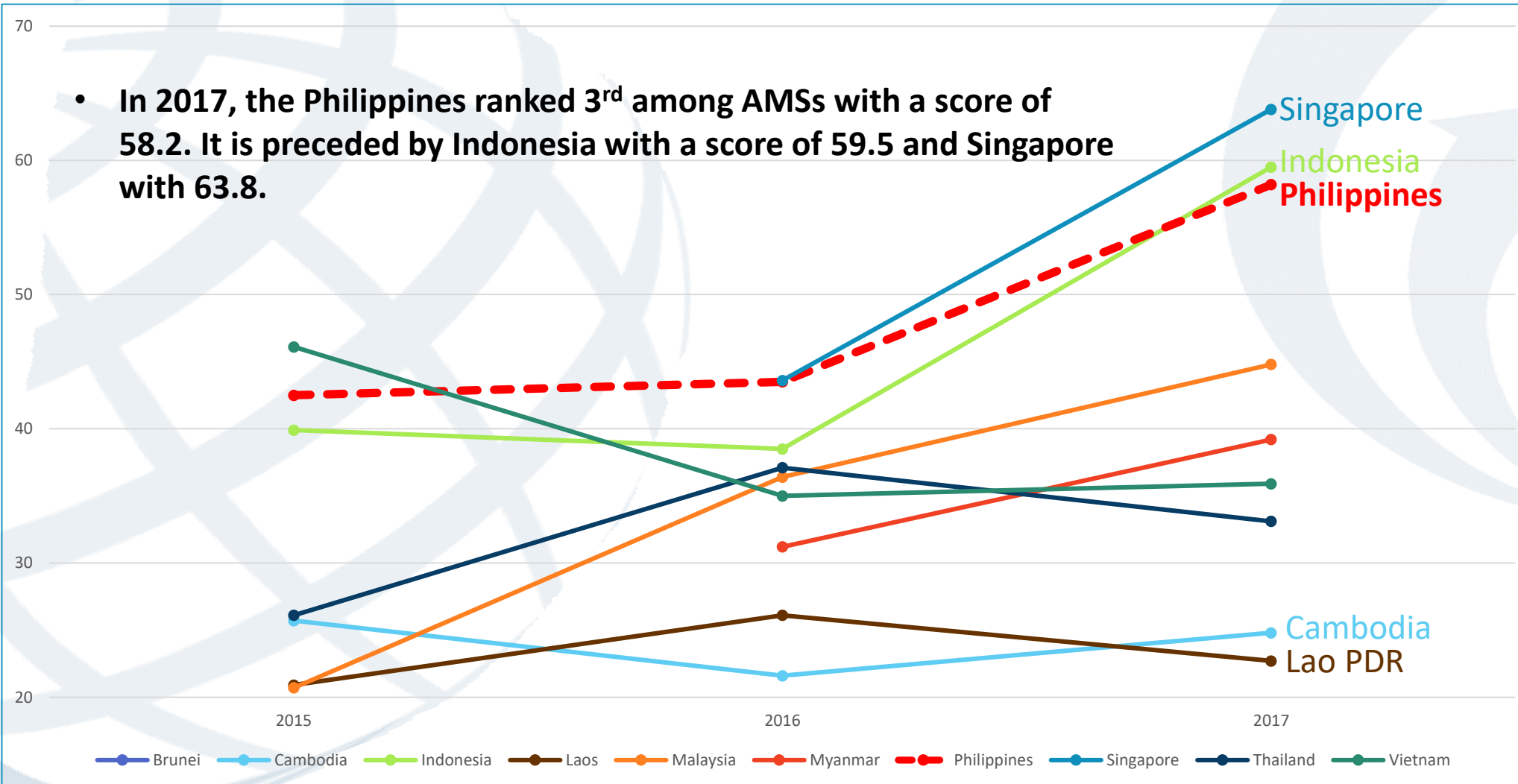


Source:



Open Data Inventory, 2015-2017

- In 2017, the Philippines ranked 3rd among AMSs with a score of 58.2. It is preceded by Indonesia with a score of 59.5 and Singapore with 63.8.



Responds to

SDGs: **9** INDUSTRY, INNOVATION AND INFRASTRUCTURE **17** PARTNERSHIPS FOR THE GOALS

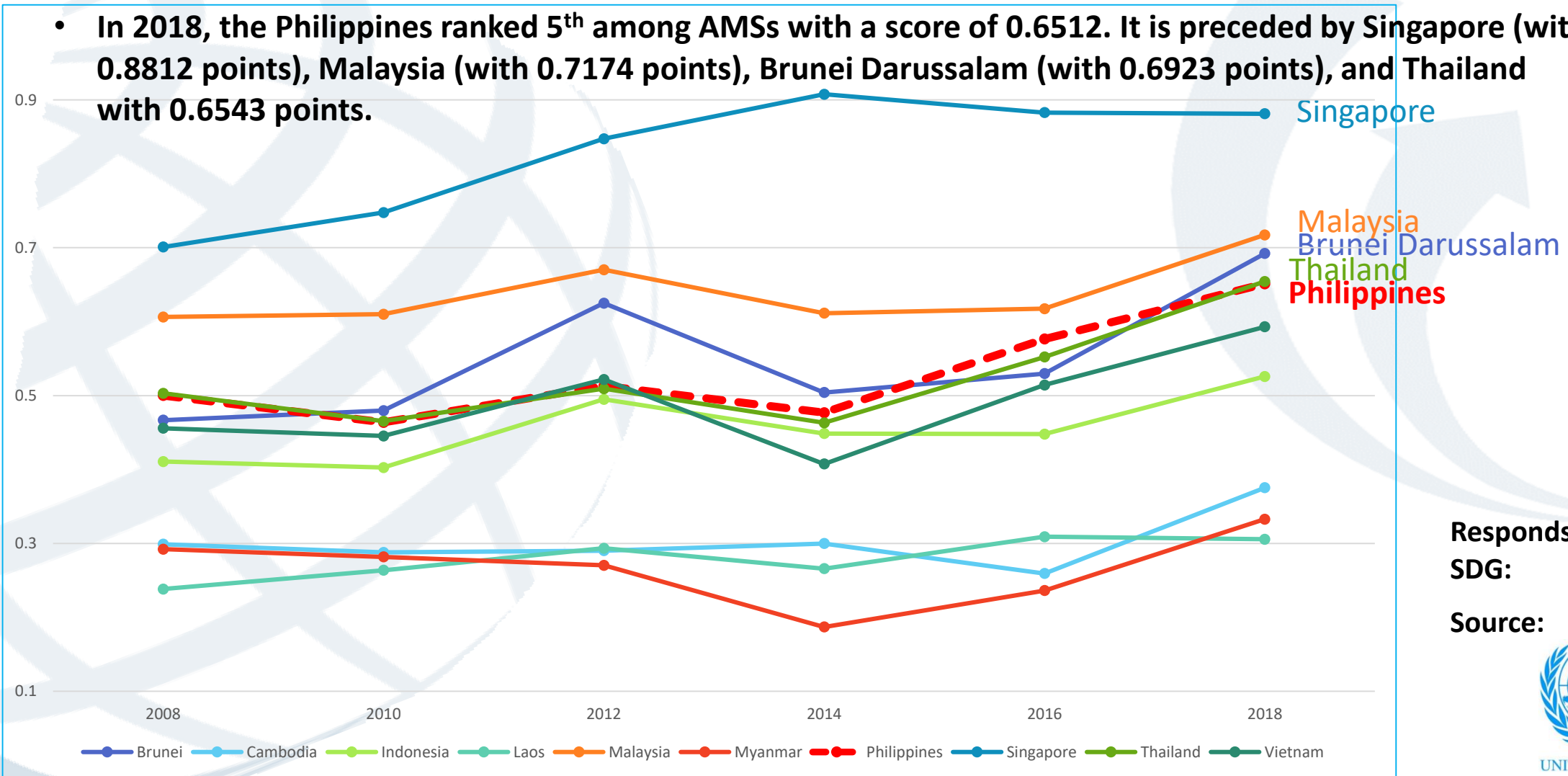
Source:



OPEN DATA WATCH

e-Government Development Index, 2008-2018

- In 2018, the Philippines ranked 5th among AMSs with a score of 0.6512. It is preceded by Singapore (with 0.8812 points), Malaysia (with 0.7174 points), Brunei Darussalam (with 0.6923 points), and Thailand with 0.6543 points.



Responds to
SDG:
Source:



Global Competitiveness Index, 2018 Overall Score

Country	Overall Score	ASEAN Ranking
Singapore	5.7	1
Malaysia	5.2	2
Indonesia	4.7	3
Thailand	4.7	3
Brunei Darussalam	4.5	4
Philippines	4.4	5
Vietnam	4.4	5
Cambodia	3.9	6
Lao PDR	3.9	6

- In 2018, the Philippines ranked 5th among AMSs, with an overall score of 4.4.

Responds to
SDG:



Source:





ASEAN Youth Development Index 2016

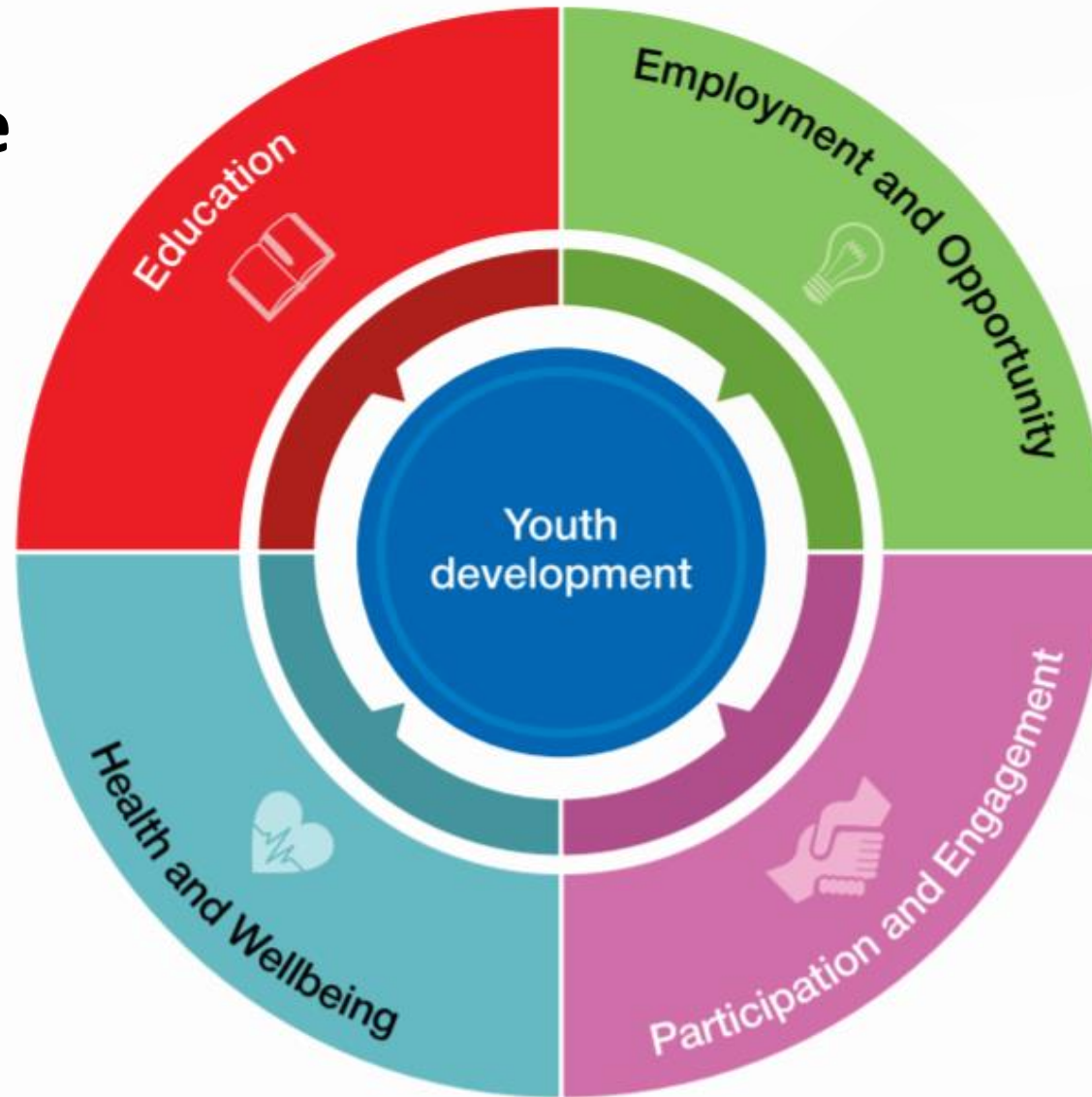


Source:



The Four Domains of the First ASEAN Youth Development Index

1. Education
2. Health and Wellbeing
3. Employment and Opportunity
4. Participation and Engagement



Source:

Education

Domain	Indicator	Description	Source
Education	Enrolment in Secondary Education	Total (gross) enrolment in secondary education, regardless of age, expressed as a percentage of the population of official secondary education age.	UNESCO
	Literacy Rate	Percentage of people 15-24 year olds who can both read and write with understanding a short simple statement on their everyday life.	UNESCO
	Digital Natives	Percentage of people 15-24 year olds with five or more years of online experience	ITU
	Gross Tertiary Graduation	Gross graduation ratio from first degree programmes (ISCED 6 and 7) in tertiary education, both sexes (%)	UNESCO

Source:

Health and Wellbeing

Domain	Indicator	Description	Source
Health and Wellbeing	Youth Mortality	Rate per 100,000 of 15-29 year olds	GBD
	Mental Disorder YLL	Years Life Lost (YLL) per 100,000 of 15-29 year olds due to mental illness	GBD/IEP
	Alcohol Abuse YLL	Years Life Lost (YLL) per 100,000 of 15-29 year olds due to alcohol abuse	GBD/IEP
	Drug Abuse YLL	Years Life Lost (YLL) per 100,000 of 15-29 year olds due to drug abuse	GBD/IEP
	HIV Rate	Percentage of youth infected with HIV 15-24 year olds (prevalence)	World Bank
	STIs	Prevalence of Sexually Transmitted Infections (STI) in 15-29 year olds per 100,000	GBD
	Sanitation	Per cent of population using improved sanitation facilities (e.g. flush toilet or pit latrine with slab)	WHO

Source:



Employment and Opportunity

Domain	Indicator	Description	Source
Employment and Opportunity	NEET	Percentage of youth not in education, employment or training (NEET) 15-29 year olds	ILO
	Youth Unemployment Ratio	Ratio of youth unemployment rate to adult unemployment rate, both sexes 15-24 year olds	UNDATA
	Adolescent fertility rate	Births per 1,000 females in ages 15-19 year olds	World Bank
	Account at a financial institution	Percentage of people 15-24 with an account at a formal financial institution	World Bank Findex
	Child Marriage	Percentage of women aged 20 to 24 years who were first married or in union before aged 18	UNICEF

Source:

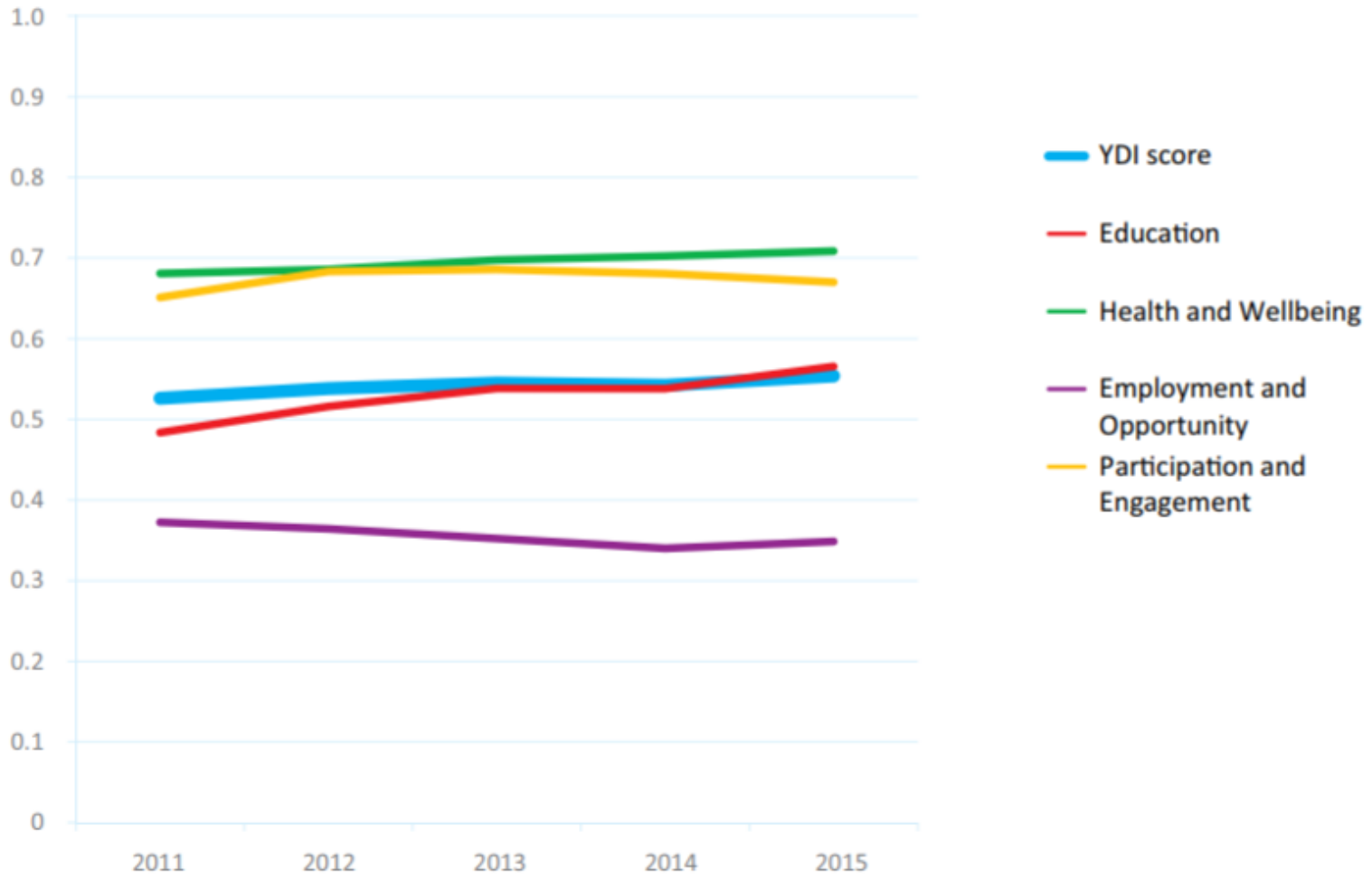
Participation and Engagement

Domain	Indicator	Description	Source
Participation and Engagement	Volunteered Time	Percentage answering “Yes” to question: “In the last month, have you volunteered your time to an organization” in 15-29 year olds	Gallup World Poll
	Helped a Stranger	Percentage answering “Yes” to question “In the last month, have you helped a stranger or someone you didn’t know who needed help” in 15-29 year olds	Gallup World Poll

Source:



Overall YDI, Philippines



Filipino youth population: 28 M

Overall YDI in 2015: 0.554

Above ASEAN average:
Health & Wellbeing
Participation & Engagement

Slight decline in Employment & Opportunity

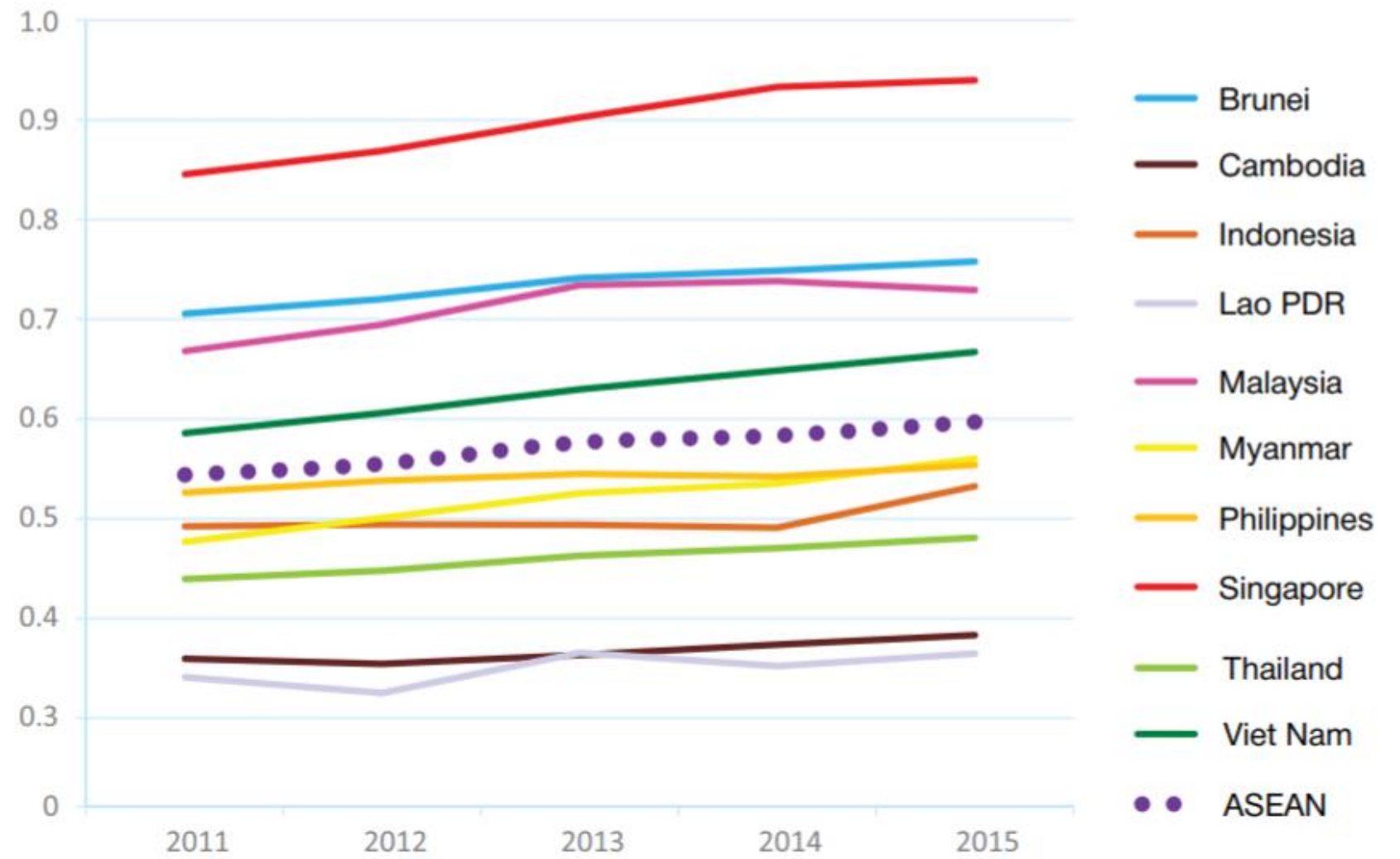
Source:



In 2015, Singapore ranked first with YDI at 0.924.

The Philippines ranked 6th among AMSs with a score of 0.554.

Figure 3. The overall YDI trends 2011-2015



Thank You!



<http://www.psa.gov.ph>



/PhilippineStatisticsAuthority



@PSAgovph

