



SPECIAL RELEASE

2020 Annual Survey of Philippine Business and Industry Information and Communication Sector Preliminary Results

Date of Release: 16 January 2023

Reference No. 2023-016

Table A. Comparative Summary Statistics for Information and
Communication Sector: Philippines, 2019 and 2020

Particulars	2019 ^f	2020 ^p	Growth Rate (%)
Number of Establishments	4,115	3,370	(18.1)
Employment	192,691	169,811	(11.9)
Average Number of Workers per Establishment	47	50	6.4
Compensation (in thousand pesos)	155,096,351	136,023,173	(12.3)
Average Annual Compensation (in pesos)	812,393	804,619	(1.0)
Revenue (in thousand pesos)	709,958,171	639,837,211	(9.9)
Expense (in thousand pesos)	613,728,246	540,642,129	(11.9)
Revenue per Expense Ratio	1.16	1.18	1.7

Notes: f – final result

p – preliminary result

() – negative value

Sources: Philippine Statistics Authority, 2019 ASPBI and 2020 ASPBI

Other telecommunications activities industry group led in terms of the total number of establishments

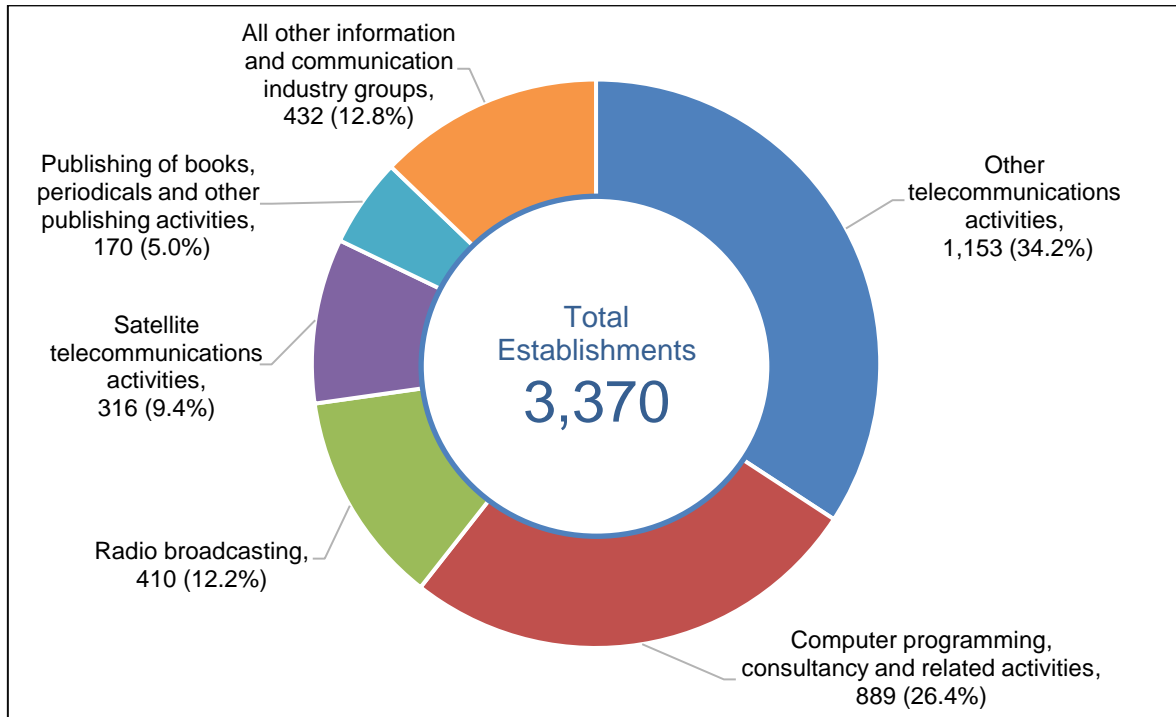
The preliminary results of the Annual Survey of Philippine Business and Industry (ASPBI) showed that a total of 3,370 establishments in the formal sector of the economy were engaged in information and communication activities in 2020. This number represents a decrease of -18.1 percent from the 4,115 establishments reported in 2019. (Tables A and 1)

Among the industry groups, other telecommunications activities recorded the highest number of establishments of 1,153 or 34.2 percent of the total. Computer programming, consultancy and related activities



followed with 889 establishments (26.4%) and radio broadcasting with 410 establishments (12.2%). (Table 1 and Figure 1)

Figure 1. Percentage Distribution of Information and Communication Sector by Industry Group: Philippines, 2020



Source: Philippine Statistics Authority, 2020 ASPBI (Preliminary Results)

Among the regions, the National Capital Region (NCR) had the highest recorded number of establishments of 1,373 or 40.7 percent of the total. This was followed by CALABARZON and Central Visayas with 337 establishments and 269 establishments, respectively. (Table 3)

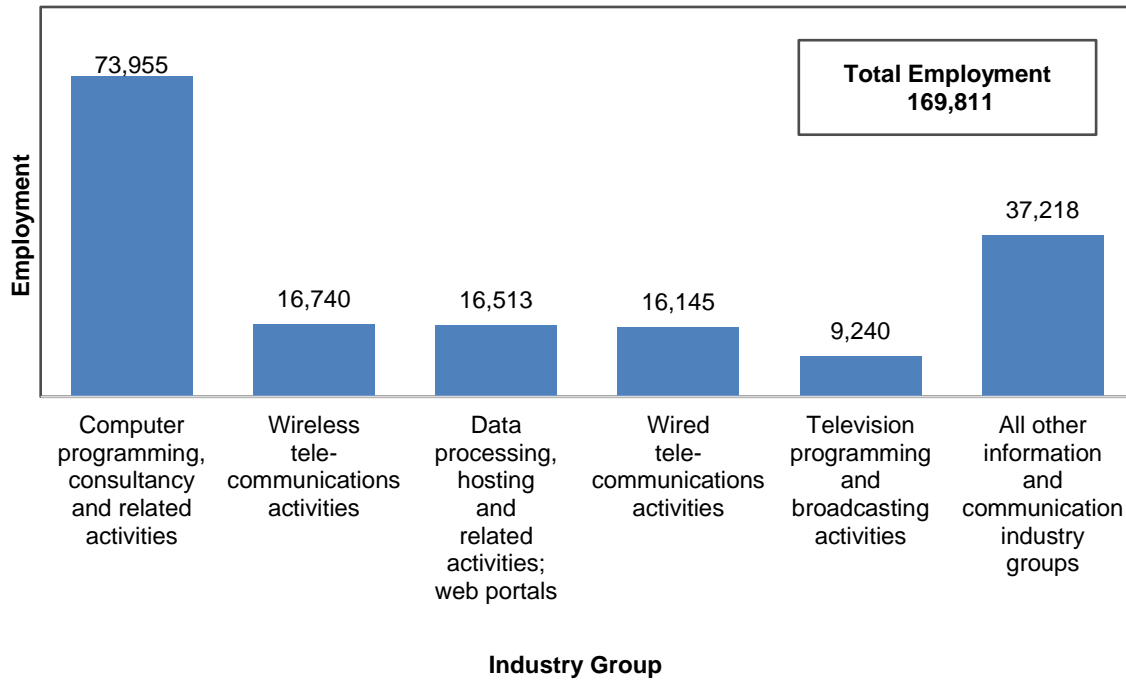
Computer programming, consultancy and related activities industry recorded the highest number of workers

A total of 169,811 workers were hired by establishments engaged in information and communication activities in 2020. Compared to the total employment of 192,691 in 2019, a decrease of -11.9 percent was noted in the total employment of this sector in 2020. Of the total, 169,053 (99.6%) were paid employees, while the rest were working owners or unpaid workers. (Tables A and 1)

Computer programming, consultancy and related activities employed the largest number of workers of 73,955 (43.6%). Wireless telecommunications activities followed with 16,740 workers (9.9%)

and data processing, hosting and related activities; web portals with 16,513 workers (9.7%). (Table 1 and Figure 2)

Figure 2. Distribution of Employment for Information and Communication Sector by Industry Group: Philippines, 2020



Source: Philippine Statistics Authority, 2020 ASPBI (Preliminary Results)

At the regional level, NCR employed 132,840 employees or 78.2 percent of the total. This was distantly followed by Central Visayas and Central Luzon with 13,237 employees (7.8%) and 6,025 employees (3.5%), respectively. (Table 3)

An average of 50 workers per establishment was recorded for the information and communication sector in 2020. (Tables A and 2)

Out of the 13 industry groups, seven industries surpassed the average number of workers per establishment recorded for the sector. Software publishing led with an average of 468 workers per establishment, while other telecommunications activities had the lowest at seven workers per establishment. (Table 2)

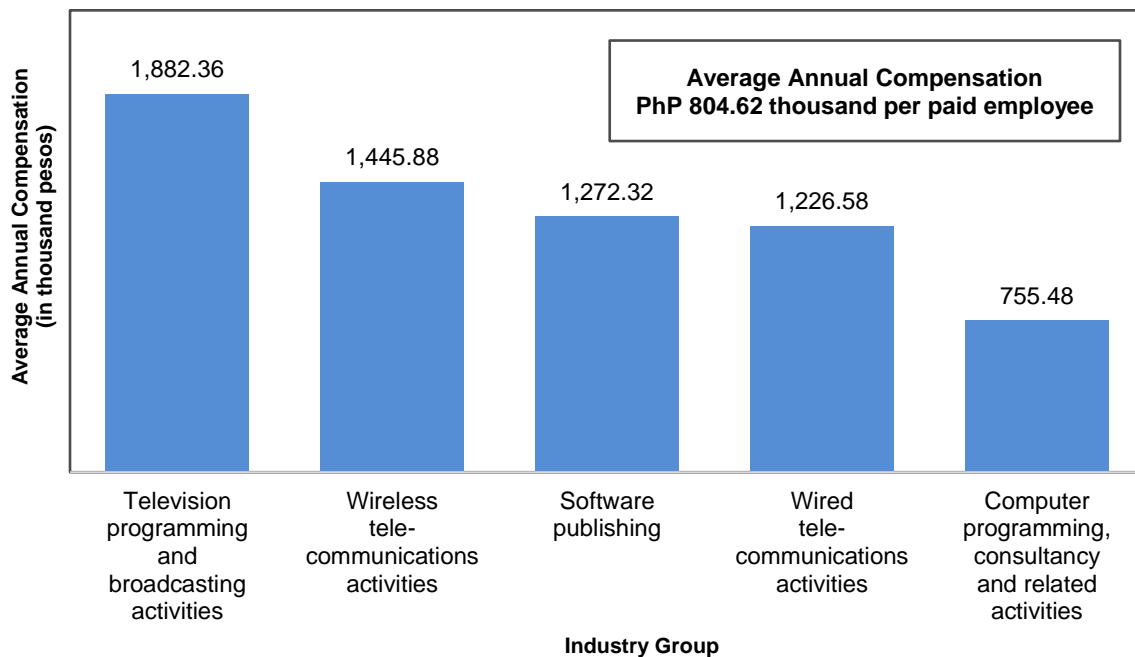
Computer programming, consultancy and related activities industry group paid the highest total compensation

The sector paid a total compensation of PhP 136.02 billion in 2020, translating to an average annual compensation of PhP 804.62 thousand per paid employee. (Tables A and 1)

Among the industry groups, computer programming, consultancy and related activities received the highest compensation of PhP 55.72 billion. This was followed by wireless telecommunications activities and wired telecommunications activities receiving a total compensation of PhP 24.20 billion and PhP 19.80 billion, respectively. (Table 1)

In terms of the average annual compensation, employees of television programming and broadcasting activities industry received the highest, amounting to PhP 1,882.36 thousand per paid employee. Wireless telecommunications activities followed with an average annual compensation of PhP 1,445.88 thousand per paid employee. Software publishing came in third with PhP 1,272.32 thousand per paid employee. (Table 2 and Figure 3)

Figure 3. Average Annual Compensation of Paid Employees for the Top Five Industries of Information and Communication Sector by Industry Group: Philippines, 2020



Source: Philippine Statistics Authority, 2020 ASPBI (Preliminary Results)

Across the country, NCR paid the highest average annual compensation of PhP 925.73 thousand per paid employee. Central Visayas and Western Visayas paid PhP 485.00 thousand and PhP 432.29 thousand per paid employee, respectively. On the other hand, Eastern Visayas paid the lowest average annual compensation of PhP 79.05 thousand per paid employee. (Table 4)

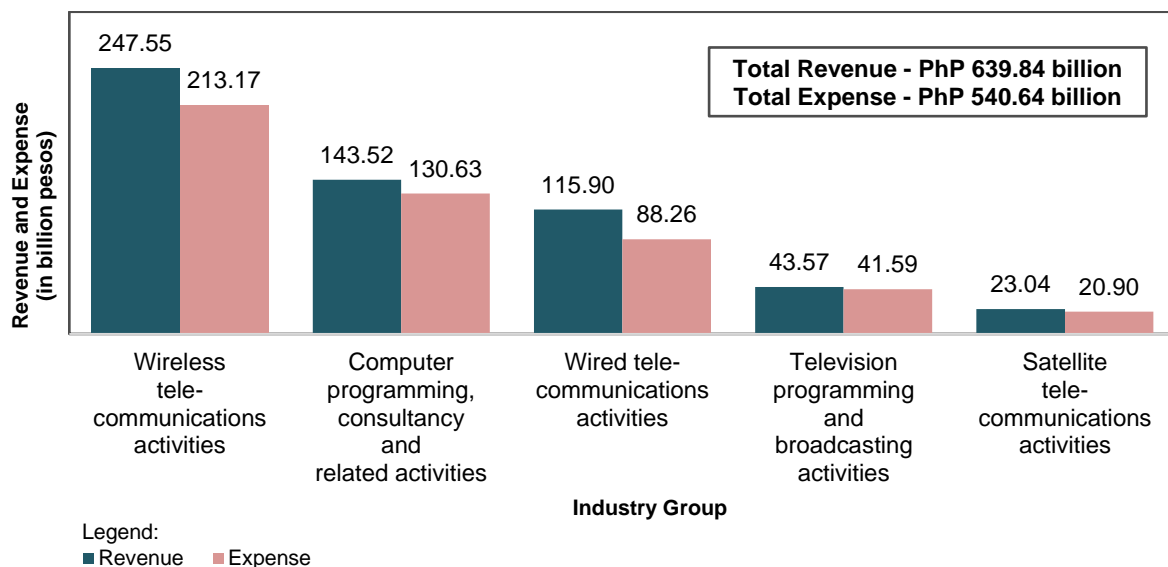
Wireless telecommunications activities generated the biggest share of total revenue and expense

The sector generated a total revenue of PhP 639.84 billion and incurred a total expense of PhP 540.64 billion in 2020. (Tables A and 1, Figure 4)

The top three industry groups which led both in revenue and expense for the sector were as follows:

1. Wireless telecommunications activities with total returns amounting to PhP 247.55 billion (38.7%) and total payments of PhP 213.17 billion (39.4%);
2. Computer programming, consultancy, and related activities with total earnings of PhP 143.52 billion (22.4%) and expenditure of PhP 130.63 billion (24.2%); and
3. Wired telecommunications activities with proceeds of PhP 115.90 billion (18.1%) and spendings amounting to PhP 88.26 billion (16.3%). (Table 1 and Figure 4)

Figure 4. Revenue and Expense for the Top Five Industries of Information and Communication Sector by Industry Group: Philippines, 2020



Source: Philippine Statistics Authority, 2020 ASPBI (Preliminary Results)

Among the regions, NCR had the biggest share to total income amounting to PhP 590.82 billion (92.3%). Central Luzon followed second with total revenue of PhP 17.02 billion (2.7%). On third post was Central Visayas with total revenue of PhP 11.75 billion (1.8%). (Table 3)

In terms of expense, NCR also had the biggest share amounting to PhP 504.47 billion (93.3%). By far, followed by Central Visayas with expense of PhP 10.61 billion (2.0%). In third place was Central Luzon with expense of PhP 8.02 billion (1.5%). (Table 3)

The generated revenue per peso expense of the sector stood at PhP 1.18. Among the industry groups, data processing, hosting and related activities; web portals recorded the highest revenue per peso expense of PhP 1.94. This was followed by software publishing and other information service activities with recorded revenue per peso expense ratio of 1.86 and 1.80, respectively. (Tables A and 2)

Total subsidies granted by the government amounted to PhP 197.04 million

In 2020, the total subsidies granted by the government to the sector amounted to PhP 197.04 million. Computer programming, consultancy and related activities received the highest subsidy from the government amounting to PhP 176.16 million (89.4%). (Table 1)

At the regional level, NCR reported the largest subsidy received from the government amounting to PhP 181.18 million (91.9%). (Table 3)

DENNIS S. MAPA, Ph.D.

Undersecretary

National Statistician and Civil Registrar General

DGLDP/SCDG/JPCS