



In following-up, pls. cite DMS ref #

2021-BA-0075620

REPUBLIC OF THE PHILIPPINES
DEPARTMENT OF BUDGET AND MANAGEMENT
GENERAL SOLANO STREET, SAN MIGUEL, MANILA

ACKNOWLEDGEMENT RECEIPT

The **DEPARTMENT OF BUDGET AND MANAGEMENT** hereby acknowledges the receipt of your letter/request which has been uploaded to the DBM-Document Management System and routed to the appropriate office/s with the following information:

Sender: PSA - PERSONAL DELIVERY

Document Title: PSA-SUBMISSION OF FINANCIAL REPORTS (FARs) FOR THE MONTH OF JUNE 2021

Document Reference No: 2021-BA-0075620

Date and Time Uploaded: Friday, July 9, 2021 1:49:54 PM

Uploaded By: CRD RECEIVING EDUARD

Routed To: BMB-A Christine P. Santos


CC:

Total no of pages received: 1 copy and 10 pages

The determination of the completeness of the documentary requirements submitted, if any, is subject to the evaluation of the technical person in charge.

This receipt is system generated and does not require signature.

Received by:



DOCUMENT
MANAGEMENT
SYSTEM

QUARTERLY REPORT OF REVENUE AND OTHER RECEIPTS
As at the Quarter Ending June 30, 2021


Department: National Economic and Development Authority (NEDA)

Agency: Philippine Statistics Authority

Operating Unit: All

Organization Code (UACS): 240080000000

Fund Cluster: 01 - Regular Agency Fund



Classification/Sources of Revenue and Other Receipts	UACS CODE	REVENUE TARGET (Annual) per BESF	Actual Revenue and Other Receipts Collections					Cumulative Remittance/Deposits to Date			Variance		Remarks
			1st Quarter Ending March 31	2nd Quarter Ending June 30	3rd Quarter Ending Sept. 30	4th Quarter Ending Dec. 31	Total	Remittance to BTr	Deposited with AGDB	Total	Amount	%	
1	2	3	4	5	6	7	8=(4+5+6+7)	9	10	11=(9+10)	12=(8-3)	13=(12/3)	14
Regular Agency Fund		1,405,762,000.00	76,902,491.84	535,016,603.80	0.00	0.00	611,919,095.64	611,961,020.31		611,961,020.31	(793,842,904.36)	-56%	
Revenue Collections		1,405,762,000.00	76,862,492.09	535,004,075.93	0.00	0.00	611,866,568.02	611,908,492.69		611,908,492.69	(793,895,431.98)	-56%	
Cash Receipts		1,405,762,000.00	76,862,492.09	535,004,075.93	0.00	0.00	611,866,568.02	611,908,492.69		611,908,492.69	(793,895,431.98)	-56%	
Non-Tax		1,405,762,000.00	76,862,492.09	535,004,075.93	0.00	0.00	611,866,568.02	611,908,492.69		611,908,492.69	(793,895,431.98)	-56%	
Registration Fees	4020102000	8,210,000.00	1,484,260.00	661,930.00			2,146,190.00	2,143,815.00		2,143,815.00	(6,063,810.00)	-74%	
Other Verification and Authentication Fees	4020111099	1,392,359,000.00	73,241,127.08	533,755,742.55			606,996,869.63	606,996,209.63		606,996,209.63	(785,362,130.37)	-56%	
Income from Printing and Publication	4020215000	352,000.00					0.00			0.00	(352,000.00)	-100%	
Sale of Accountable Forms	4020216005		15,560	305.00			15,865.00	15,865.00		15,865.00	15,865.00	#DIV/0!	
Interest Income - Others	4020221099	9,000.00	384.71	1,459.58			1,844.29	616.88		616.88	(7,155.71)	-80%	
Fines and Penalties - Business Income	4020223000	88,000.00	324,218.60	33,882.43			358,101.03	358,101.03		358,101.03	270,101.03	0%	
Other Business Income	4020299099	4,682,000.00	1,570,070.63	536,024.90			2,106,095.53	2,152,282.61		2,152,282.61	(2,575,904.47)	-55%	
Gain on Sale of Property, Plant and Equipment	4050104000	62,000.00	5,149.90				5,149.90	5,149.90		5,149.90	(56,850.10)	-92%	
Miscellaneous Income	4060999000		221,721.17	14,731.47			236,452.64	236,452.64		236,452.64	236,452.64	0%	
Non-Revenue Collections/Other Receipts		0.00	39,999.75	12,527.87	0.00	0.00	52,527.62	52,527.62		52,527.62	52,527.62	0%	
Cash Receipts		0.00	39,999.75	12,527.87	0.00	0.00	52,527.62	52,527.62		52,527.62	52,527.62	0%	
Others		0.00	39,999.75	12,527.87	0.00	0.00	52,527.62	52,527.62		52,527.62	52,527.62	0%	
Due from Officers and Employees	1030502000		14,546.75	12,527.87			27,074.62	27,074.62		27,074.62	27,074.62	0%	
Government Equity	3010101000		25,453.00				25,453.00	25,453.00		25,453.00	25,453.00	0%	
TOTAL		1,405,762,000.00	76,902,491.84	535,016,603.80	0.00	0.00	611,919,095.64	611,961,020.31		611,961,020.31	(793,842,904.36)	-56%	

Certified Correct:

Maria Celeste D.L. Balanza
MARIA CELESTE D.L. BALANZA
 Officer-in-Charge
 Accounting Division

Approved by:

Rosalinda P. Bautista
ROSALINDA P. BAUTISTA
 Assistant Secretary
 CLAIRE DENNIS S. MAPA, PH. D.
 Undersecretary
 National Statistician and Civil Registrar General

QUARTERLY REPORT OF REVENUE AND OTHER RECEIPTS
As at the Quarter Ending June 30, 2021

Department: National Economic and Development Authority (NEDA)

Agency: Philippine Statistics Authority

Operating Unit: Central Office

Organization Code (UACS): 240080100000

Fund Cluster: 01 - Regular Agency Fund


Classification/Sources of Revenue and Other Receipts	UACS CODE	REVENUE TARGET (Annual) per BESF	Actual Revenue and Other Receipts Collections					Cumulative Remittance/Deposits to Date			Variance		Remarks
			1st Quarter Ending March 31	2nd Quarter Ending June 30	3rd Quarter Ending Sept. 30	4th Quarter Ending Dec. 31	Total	Remittance to BTr	Deposited with AGDB	Total	Amount	%	
1	2	3	4	5	6	7	8=(4+5+6+7)	9	10	11=(9+10)	12=(8-3)	13=(12/3)	14
Regular Agency Fund		1,399,431,000.00	75,005,657.01	534,052,835.09	0.00	0.00	609,058,492.10	609,058,492.10		609,058,492.10	(790,372,507.90)	-56%	
Revenue Collections		1,399,431,000.00	75,005,657.01	534,052,835.09	0.00	0.00	609,058,492.10	609,058,492.10		609,058,492.10	(790,372,507.90)	-56%	
Cash Receipts		1,399,431,000.00	75,005,657.01	534,052,835.09	0.00	0.00	609,058,492.10	609,058,492.10		609,058,492.10	(790,372,507.90)	-56%	
Non-Tax		1,399,431,000.00	75,005,657.01	534,052,835.09	0.00	0.00	609,058,492.10	609,058,492.10		609,058,492.10	(790,372,507.90)	-56%	
Registration Fees	4020102000	3,106,000.00	2,600.00	1,200.00			4,000.00	4,000.00		4,000.00	(3,102,000.00)	-100%	
Other Verification and Authentication Fees	4020111099	1,391,556,000.00	73,190,547.08	533,719,802.55			606,910,349.63	606,910,349.63		606,910,349.63	(784,645,650.37)	-56%	
Income from Printing and Publication	4020215000	196,000.00					0.00			0.00	(196,000.00)	-100%	
Interest Income - Others	4020221099	4,000.00					0.00			0.00	(4,000.00)	-100%	
Fines and Penalties - Business Income	4020223000	88,000.00	324,218.60	33,882.43			358,101.03	358,101.03		358,101.03	270,101.03	0%	
Other Business Income	4020299099	4,444,000.00	1,488,091.33	297,950.11			1,786,041.44	1,786,041.44		1,786,041.44	(2,657,958.56)	-60%	
Gain on Sale of Property, Plant and Equipment	4050104000	37,000.00					0.00			0.00	(37,000.00)	-100%	
TOTAL		1,399,431,000.00	75,005,657.01	534,052,835.09	0.00	0.00	609,058,492.10	609,058,492.10		609,058,492.10	(790,372,507.90)	-56%	

Certified Correct:



MARIA CELESTE D.L. BALANZA
Officer-in-Charge
Accounting Division

Approved by:



ROSALINDA P. BAUTISTA
Assistant Secretary
CLAIRE DENNIS S. MAPA, PH. D.
Undersecretary
National Statistician and Civil Registrar General

QUARTERLY REPORT OF REVENUE AND OTHER RECEIPTS
As at the Quarter Ending June 30, 2021

Department: National Economic and Development Authority (NEDA)

Agency: Philippine Statistics Authority


Operating Unit: Central Office

Organization Code (UACS): 240080100000

Fund Cluster: 07 - Trust Receipts

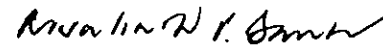
Classification/Sources of Revenue and Other Receipts	UACS CODE	REVENUE TARGET (Annual) per BESF	Actual Revenue and Other Receipts Collections					Cumulative Remittance/Deposits to Date			Variance		Remarks
			1st Quarter Ending March 31	2nd Quarter Ending June 30	3rd Quarter Ending Sept. 30	4th Quarter Ending Dec. 31	Total	Remittance to BTr	Deposited with AGDB	Total	Amount	%	
1	2	3	4	5	6	7	8=(4+5+6+7)	9	10	11=(9+10)	12=(8-3)	13=(12/3)	14
Trust Receipts			1,400,000.00	2,634,732.00	0.00	0.00	4,034,732.00		4,034,732.00	4,034,732.00	4,034,732.00	0%	
Non-Revenue Collections/Other Receipts			1,400,000.00	2,634,732.00	0.00	0.00	4,034,732.00		4,034,732.00	4,034,732.00	4,034,732.00	0%	
Cash Receipts			1,400,000.00	2,634,732.00	0.00	0.00	4,034,732.00		4,034,732.00	4,034,732.00	4,034,732.00	0%	
Others			1,400,000.00	2,634,732.00	0.00	0.00	4,034,732.00		4,034,732.00	4,034,732.00	4,034,732.00	0%	
Trust Liabilities	2040101000		1,400,000.00	2,634,732.00			4,034,732.00		4,034,732.00	4,034,732.00	4,034,732.00	0%	
TOTAL			1,400,000.00	2,634,732.00	0.00	0.00	4,034,732.00		4,034,732.00	4,034,732.00	4,034,732.00	0%	

Certified Correct:



MARIA CELESTE D.L. BALANZA
Officer-in-Charge
Accounting Division

Approved by:



ROSALINDA P. BAUTISTA
Assistant Secretary
CLAIRE DENNIS S. MAPA, PH. D.
Undersecretary
National Statistician and Civil Registrar General